

Fax: 0351820-2602

Tel: 0351820-3354

01099 Dresden

Königsbrücker Strasse 124

Fachbereich Mittelspannungsschaltanlagen

Geschäftsbereich Energieverteilung

AREVA Sachsenwerk GmbH

US STEEL KOSICE/SLOVAKIA

50.3023.01

SUBSTATION T80

CABLE

CIRCUIT DIAGRAM

A = L08

/ A01

DATE :	06.06.2005
prep. :	ADAM
Check:	GROHMANN
Norm :	

D009781.02. 608-3. AHA

50.3023.01.A3.741.229

COVER SHEET

PANEL

08

22.12.2006
HJ0115MD
D0978102
=L08
A01
ADAM

03 AS BUILT	05.12.2006	AD
02 Fact.-Rev.	09.11.2005	AD
01 Approval	20.09.2005	AD
Nr. Alteration	Date	None

1		2		3		4		5		6		7		8	
CLIENT DOCUMENT NUMBER		RELEASE BY DOCUMENT NUMBER		VERSION STATUS		DOCUMENT IDENTIFICATION		SHEET		DESIGN					
						SORT MATCHING		ITEM NO.							
50.3023.01.A3.741		D009781.02.608-3.AHA		01 02 03		A =L08		A01		COVER SHEET				08	
50.3023.01.A3.741 .229		D009781.02.608-3.AHA		01 02 03		A =L08		A02		CIRCUIT DIAGRAM				08	
50.3023.01.A3.741 .229		D009781.02.608-3.AHA		01 02 03		A =L08		B01		Inhaltsverzeichnis				08	
50.3023.01.A3.741 .229		D009781.02.608-3.AHA		01 02 03		A =L08		B02		Inhaltsverzeichnis				08	
50.3023.01.A3.741 .229		D009781.02.608-3.AHA		01 02 03		A =L08		B03		Inhaltsverzeichnis				08	
50.3023.01.A3.741 .229		D009781.02.608-3.AHA		01 02 03		A =L08		B04		Inhaltsverzeichnis				08	
50.3023.01.A3.741 .229		D009781.02.608-3.AHA		01 02 03		S =L08		D01		CIRCUIT DIAGRAM		AC-DISTRIBUTION		08	
50.3023.01.A3.741 .229		D009781.02.608-3.AHA		01 02 03		S =L08		D02		CIRCUIT DIAGRAM		AC-DISTRIBUTION		08	
50.3023.01.A3.741 .229		D009781.02.608-3.AHA		01 02 03		S =L08		D03		CIRCUIT DIAGRAM		FAN A		08	
50.3023.01.A3.741 .229		D009781.02.608-3.AHA		01 02 03		S =L08		D04		CIRCUIT DIAGRAM		FAN B		08	
50.3023.01.A3.741 .229		D009781.02.608-3.AHA		01 02 03		S =L08		G00		CIRCUIT DIAGRAM		CBF		08	
50.3023.01.A3.741 .229		D009781.02.608-3.AHA		01 02 03		S =L08		G01		CIRCUIT DIAGRAM		DC DISTR.		08	
50.3023.01.A3.741 .229		D009781.02.608-3.AHA		01 02 03		S =L08		G02		CIRCUIT DIAGRAM		RING CIRCUIT		08	
50.3023.01.A3.741 .229		D009781.02.608-3.AHA		01 02 03		S =L08		L01		CIRCUIT DIAGRAM		CIRCUIT-BREAKER		08	
50.3023.01.A3.741 .229		D009781.02.608-3.AHA		01 02 03		S =L08		M01		CIRCUIT DIAGRAM		CONTROL		08	
50.3023.01.A3.741 .229		D009781.02.608-3.AHA		01 02 03		S =L08		M02		CIRCUIT DIAGRAM		CONTROL		08	
50.3023.01.A3.741 .229		D009781.02.608-3.AHA		01 02 03		S =L08		M03		CIRCUIT DIAGRAM		CONTROL		08	
50.3023.01.A3.741 .229		D009781.02.608-3.AHA		01 02 03		S =L08		M04		CIRCUIT DIAGRAM		CONTROL		08	
50.3023.01.A3.741 .229		D009781.02.608-3.AHA		01 02 03		S =L08		M05		CIRCUIT DIAGRAM		CONTROL		08	
50.3023.01.A3.741 .229		D009781.02.608-3.AHA		01 02 03		S =L08		N01		CIRCUIT DIAGRAM		ARC DETECTOR		08	
50.3023.01.A3.741 .229		D009781.02.608-3.AHA		01 02 03		S =L08		N02		CIRCUIT DIAGRAM		ARC DETECTOR		08	
50.3023.01.A3.741 .229		D009781.02.608-3.AHA		01 02 03		S =L08		P01		CIRCUIT DIAGRAM		INTERLOCK		08	
50.3023.01.A3.741 .229		D009781.02.608-3.AHA		01 02 03		S =L08		P02		CIRCUIT DIAGRAM		INTERLOCK		08	
50.3023.01.A3.741 .229		D009781.02.608-3.AHA		01 02 03		S =L08		Q01		CIRCUIT DIAGRAM		POSITION INDICA.		08	
50.3023.01.A3.741 .229		D009781.02.608-3.AHA		01 02 03		S =L08		Q02		CIRCUIT DIAGRAM		INTERFACE		08	
50.3023.01.A3.741 .229		D009781.02.608-3.AHA		01 02 03		S =L08		Q03		CIRCUIT DIAGRAM		INTERFACE		08	
50.3023.01.A3.741 .229		D009781.02.608-3.AHA		01 02 03		S =L08		Q04		CIRCUIT DIAGRAM		INTERFACE		08	
50.3023.01.A3.741 .229		D009781.02.608-3.AHA		01 02 03		S =L08		Q05		CIRCUIT DIAGRAM		INTERFACE		08	
50.3023.01.A3.741 .229		D009781.02.608-3.AHA		01 02 03		S =L08		Q06		CIRCUIT DIAGRAM		INTERFACE		08	
50.3023.01.A3.741 .229		D009781.02.608-3.AHA		01 02 03		S =L08		Q09		CIRCUIT DIAGRAM		SPARE CONTACTS		08	
50.3023.01.A3.741 .229		D009781.02.608-3.AHA		01 02 03		S =L08		Q10		CIRCUIT DIAGRAM		SPARE CONTACTS		08	
50.3023.01.A3.741 .229		D009781.02.608-3.AHA		01 02 03		S =L08									

Copyright as per DIN 34 to be observed

CLIENT DOCUMENT NUMBER		RELEASE BY DOCUMENT NUMBER		VERSION STATUS		DOCUMENT IDENTIFICATION		SHEET		DESIGN	
						SORT MATCHING		ITEM NO.			
50.3023.01.A3.741.229	D009781.02.608-3.AHA	01	02	03	S	=L08	R01	32	CIRCUIT DIAGRAM PANEL	SIGNALLING 08	
50.3023.01.A3.741.229	D009781.02.608-3.AHA	01	02	03	S	=L08	S01	33	CIRCUIT DIAGRAM PANEL	CURR. TRANSF. 08	
50.3023.01.A3.741.229	D009781.02.608-3.AHA	01	02	03	S	=L08	S02	34	CIRCUIT DIAGRAM PANEL	CURR. TRANSF. 08	
50.3023.01.A3.741.229	D009781.02.608-3.AHA	01	02	03	S	=L08	T01	35	CIRCUIT DIAGRAM PANEL	VOLTAGE TRANSF. 08	
50.3023.01.A3.741.229	D009781.02.608-3.AHA	01	02	03	S	=L08	T02	36	CIRCUIT DIAGRAM PANEL	IVIS 08	
50.3023.01.A3.741.229	D009781.02.608-3.AHA	01	02	03	S	=L08	V01	37	CIRCUIT DIAGRAM PANEL	SPARE CONTACTS 08	
50.3023.01.A3.741.229	D009781.02.608-3.AHA	01	02	03	S	=L08	V02	38	CIRCUIT DIAGRAM PANEL	SPARE CONTACTS 08	
50.3023.01.A3.741.229	D009781.02.608-3.AHA	01	02	03	S	=L08	X01	39	CIRCUIT DIAGRAM PANEL	AX PE-BUS 08	
50.3023.01.A3.741.229	D009781.02.608-3.AHA	01	02	03	S	=L08	Z1A1	40	LIST OF EQUIPMENT PANEL	08	
50.3023.01.A3.741.229	D009781.02.608-3.AHA	01	02	03	S	=L08	Z1A10	41	LIST OF EQUIPMENT PANEL	08	
50.3023.01.A3.741.229	D009781.02.608-3.AHA	01	02	03	S	=L08	Z1A11	42	LIST OF EQUIPMENT PANEL	08	
50.3023.01.A3.741.229	D009781.02.608-3.AHA	01	02	03	S	=L08	Z1A12	43	LIST OF EQUIPMENT PANEL	08	
50.3023.01.A3.741.229	D009781.02.608-3.AHA	01	02	03	S	=L08	Z1F1	44	LIST OF EQUIPMENT PANEL	08	
50.3023.01.A3.741.229	D009781.02.608-3.AHA	01	02	03	S	=L08	Z1F10	45	LIST OF EQUIPMENT PANEL	08	
50.3023.01.A3.741.229	D009781.02.608-3.AHA	01	02	03	S	=L08	Z1F11	46	LIST OF EQUIPMENT PANEL	08	
50.3023.01.A3.741.229	D009781.02.608-3.AHA	01	02	03	S	=L08	Z1F2	47	LIST OF EQUIPMENT PANEL	08	
50.3023.01.A3.741.229	D009781.02.608-3.AHA	01	02	03	S	=L08	Z1F3	48	LIST OF EQUIPMENT PANEL	08	
50.3023.01.A3.741.229	D009781.02.608-3.AHA	01	02	03	S	=L08	Z1H1	49	LIST OF EQUIPMENT PANEL	08	
50.3023.01.A3.741.229	D009781.02.608-3.AHA	01	02	03	S	=L08	Z1K1	50	LIST OF EQUIPMENT PANEL	08	
50.3023.01.A3.741.229	D009781.02.608-3.AHA	01	02	03	S	=L08	Z1K2	51	LIST OF EQUIPMENT PANEL	08	
50.3023.01.A3.741.229	D009781.02.608-3.AHA	01	02	03	S	=L08	Z1P1	52	LIST OF EQUIPMENT PANEL	08	
50.3023.01.A3.741.229	D009781.02.608-3.AHA	01	02	03	S	=L08	Z1R1	53	LIST OF EQUIPMENT PANEL	08	
50.3023.01.A3.741.229	D009781.02.608-3.AHA	01	02	03	S	=L08	Z1S1	54	LIST OF EQUIPMENT PANEL	08	
50.3023.01.A3.741.229	D009781.02.608-3.AHA	01	02	03	S	=L08	Z1U1	55	LIST OF EQUIPMENT PANEL	08	
50.3023.01.A3.741.229	D009781.02.608-3.AHA	01	02	03	S	=L08	Z2B1	56	LIST OF EQUIPMENT PANEL	08	
50.3023.01.A3.741.229	D009781.02.608-3.AHA	01	02	03	S	=L08	Z2C1	57	LIST OF EQUIPMENT PANEL	08	
50.3023.01.A3.741.229	D009781.02.608-3.AHA	01	02	03	S	=L08	Z2E1	58	LIST OF EQUIPMENT PANEL	08	
50.3023.01.A3.741.229	D009781.02.608-3.AHA	01	02	03	S	=L08	Z2P1	59	LIST OF EQUIPMENT PANEL	08	
50.3023.01.A3.741.229	D009781.02.608-3.AHA	01	02	03	S	=L08	Z2Q1	60	LIST OF EQUIPMENT PANEL	08	
50.3023.01.A3.741.229	D009781.02.608-3.AHA	01	02	03	S	=L08	Z2S1	61	LIST OF EQUIPMENT PANEL	08	
50.3023.01.A3.741.229	D009781.02.608-3.AHA	01	02	03	S	=L08	Z2T1	62	LIST OF EQUIPMENT PANEL	08	

03

02

01

00

00

00

00

00

00

00

00

00

00

00

00

00

00

00

00

00

00

00

00

00

00

00

00

00

00

00

00

00

00

00

00

00

00

00

00

00

00

00

00

00

00

00

00

00

00

00

00

00

00

00

00

00

00

00

00

00

00

00

00

00

00

00

00

00

00

00

00

00

00

00

00

00

00

00

00

00

00

00

00

00

00

00

00

00

00

00

00

00

00

00

00

00

00

00

00

00

00

00

00

00

00

00

00

00

00

00

00

00

00

00

00

00

00

00

00

00

00

00

00

00

00

00

00

00

00

00

00

00

00

00

00

00

00

00

00

00

00

00

00

00

00

00

00

00

00

00

00

00

00

00

00

00

00

00

00

00

00

00

00

00

00

00

00

00

00

00

00

00

00

00

00

00

00

00

00

00

00

00

00

00

00

00

00

00

00

00

00

00

00

00

00

00

00

00

00

00

00

00

00

00

00

00

00

00

00

00

00

00

00

00

00

00

00

00

00

00

00

00

00

00

00

00

00

00

00

00

00

00

00

00

00

00

00

00

00

00

00

00

00

00

00

00

00

00

00

00

00

00

00

00

00

00

00

00

00

00

00

00

00

00

00

00

00

00

00

00

00

00

00

00

00

00

00

00

00

00

00

00

00

00

00

00

00

00

00

00

00

00

00

00

00

00

00

00

00

00

00

00

00

00

00

00

00

00

00

00

00

00

00

00

00

00

00

00

00

00

00

00

00

00

00

00

00

00

00

00

00

00

00

00

00

00

00

00

00

00

00

00

00

00

00

00

00

00

00

00

00

00

00

00

00

00

00

00

00

00

00

00

00

00

00

00

00

00

00

00

00

00

00

00

00

00

00

00

00

00

00

00

00

00

00

00

00

00

00

00

00

00

00

00

00

00

00

00

00

00

00

00

00

00

00

00

00

00

00

00

00

00

00

00

00

00

00

00

00

00

00

00

00

00

00

00

00

00

00

00

00

00

00

00

00

00

00

00

00

00

00

00

00

00

00

00

00

00

00

00

00

00

00

00

00

00

00

00

00

00

00

00

00

00

00

00

00

00

00

00

00

00

00

00

00

00

00

00

00

00

00

00

00

00

00

00

00

00

00

00

00

00

00

00

00

00

00

00

00

00

00

00

00

00

00

00

00

00

00

00

00

D0978102 Copyright as per DIN 34 to be observed!

22.12.2006

1		2		3		4		5		6		7		8								
CLIENT DOCUMENT NUMBER		RELEASE BY DOCUMENT NUMBER		VERSION STATUS		DOCUMENT IDENTIFICATION SORT MATCHING		SHEET ITEM NO.		DESIGN												
A	50.3023.01.A3.741.229	D009781.02.608-3.AHA	229	01	02	03	S	L08	ZZY1	63	LIST OF EQUIPMENT PANEL	08										
	50.3023.01.A3.741.229			01	02	03	S	L08	Z301													
	50.3023.01.A3.741.229			01	02	03	S	L08	Z302													
	50.3023.01.A3.741.229			01	02	03	S	L08	Z351													
	50.3023.01.A3.741.229			01	02	03	S	L08	Z3Y1													
B	50.3023.01.A3.741.229	D009781.02.608-3.AHA	229	01	02	03	V	L08	K01	68	TERMINAL DIAGRAM PANEL	08										
	50.3023.01.A3.741.229			01	02	03	V	L08	K02													
	50.3023.01.A3.741.229			01	02	03	V	L08	K10													
	50.3023.01.A3.741.229			01	02	03	V	L08	K11													
	50.3023.01.A3.741.229			01	02	03	V	L08	K12													
C	50.3023.01.A3.741.229	D009781.02.608-3.AHA	229	01	02	03	V	L08	K13	73	TERMINAL DIAGRAM PANEL	08										
	50.3023.01.A3.741.229			01	02	03	V	L08	K30													
	50.3023.01.A3.741.229			01	02	03	V	L08	K40													
	50.3023.01.A3.741.229			01	02	03	V	L08	K50													
	50.3023.01.A3.741.229			01	02	03	V	L08	K51													
D	50.3023.01.A3.741.229	D009781.02.608-3.AHA	229	01	02	03	V	L08	K60	78	TERMINAL DIAGRAM PANEL	08										
	50.3023.01.A3.741.229			01	02	03	V	L08	K80													
	50.3023.01.A3.741.229			01	02	03	V	L08	K81													
	50.3023.01.A3.741.229			01	02	03	V	L08	K90													
	50.3023.01.A3.741.229			01	02	03	V	L08	KPE													
E	50.3023.01.A3.741.229	D009781.02.608-3.AHA	229	01	02	03	V	L08	Q10	83	GROSS CONNECT. LIST	08	RELAY BOX									
	50.3023.01.A3.741.229			01	02	03	V	L08	Q11													
	50.3023.01.A3.741.229			01	02	03	V	L08	Q12													
	50.3023.01.A3.741.229			01	02	03	V	L08	Q13													
	50.3023.01.A3.741.229			01	02	03	V	L08	S01													
F	50.3023.01.A3.741.229	D009781.02.608-3.AHA	229	01	02	03	V	L08	S40	88	PLUG DIAGRAM	08	NIEDERSP6. -SCHR. A-									
	50.3023.01.A3.741.229			01	02	03	V	L08	S41													
	50.3023.01.A3.741.229			01	02	03	V	L08	S101													
	50.3023.01.A3.741.229			01	02	03	V	L08	Q15													
	50.3023.01.A3.741.229			01	02	03	V	L08	Q16													
	50.3023.01.A3.741.229	D009781.02.608-3.AHA	229	01	02	03	V	L08	K01	93	TERMINAL DIAGRAM	08										
	50.3023.01.A3.741.229			01	02	03	V	L08														
	50.3023.01.A3.741.229			01	02	03	V	L08														
	50.3023.01.A3.741.229			01	02	03	V	L08														
	50.3023.01.A3.741.229			01	02	03	V	L08														
US STEEL KOSICE/SLOVAKIA				Inhaltsverzeichnis				50.3023.01.A3.741.229				A1=L08										
AS BUILT 05.12.2005 AD Date 06.06.2005				AREVA				PANEL				/ B03										
Fact. -Rev. 09.11.2005 AD Drawn ADAM				ISS.DY:				08				D009781.02.608-3.AHA										
Approval 20.05.2005 AD Check GROHMANN				Iss. for								Typ: 05										
Alteration Date Name Std.				2				3				CABLE										
NO.				1				4				5										

Copyright as per DIN 34 to be observed!

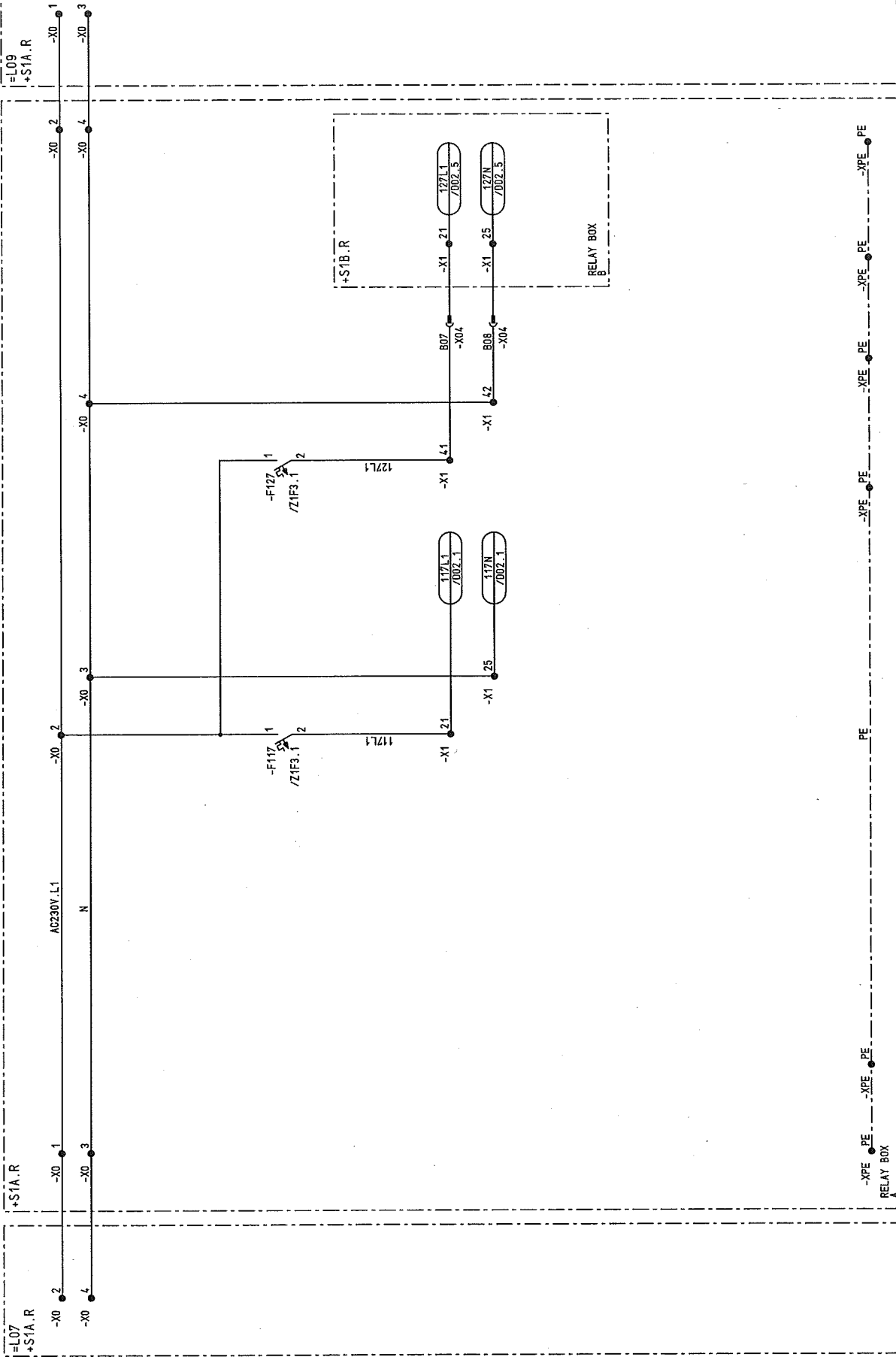
D0978102

22.12.2006

03	AS BUILT	05.12.2005	AD	Date	06.06.2005	US STEEL KOSTICE/SLOVAKIA	Inhaltsverzeichnis	50.3023.01.A3.741.229	A=L08	/ B04
02	Fact.-Rev.	06.11.2005	AD	Drawn	ADAM	50.3023.01				
01	Approval	20.08.2005	AD	Check	GROHMANN	SUBSTATION T80				Sheet 6
NO.	Alteration	Date	Name	Sid.	Iss. for	Iss. by:	PANEL	08	Typ: 05	117Sh.
					Orig.:				CABLE	
									D009781.02.608-3.AHA	

1		2		3		4		5		6		7		8	
CLIENT DOCUMENT NUMBER		RELEASE BY DOCUMENT NUMBER		VERSION STATUS		DOCUMENT IDENTIFICATION		SHEET		DESIGN					
						SORT MATCHING		ITEM NO.							

AC-DISTRIBUTION

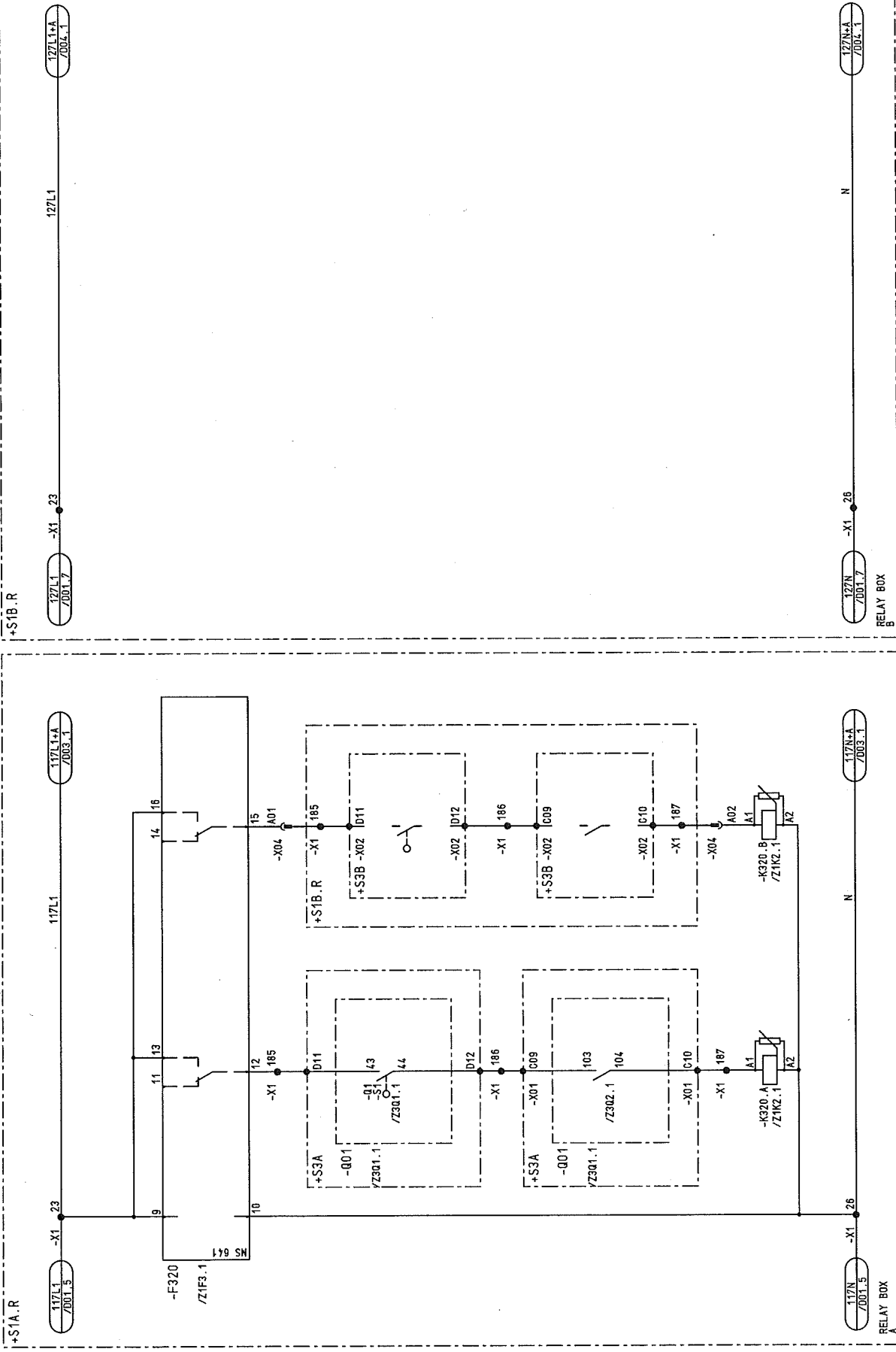


AS BUILT		05.12.2005	AD	Date	06.06.2005	US STEEL KOSICE/SLOVAKIA		CIRCUIT DIAGRAM		50.3023.01.A3.741.229	S=L08	/ D01	
Fact. -Rev.		06.11.2005	AD	Drawn	ADAM	50.3023.01		AC-DISTRIBUTION		Typ: 05		Sheet 7	
Approval		20.08.2005	AD	Checked	BROHMANN	SUBSTATION T80		PANEL		CABLE		117Sh	
Alteration		Date	Name	Std.	Iss. for	Iss. by:	Orig.	D009781.02.608-3.AHA		7		8	

Copyright as per DIN 34 to be observed!

22.12.2006
HJ0115ND
L08
D01
ADAM

D00978102



D0978102 Copyright as per DIN 34 to be observed!

H0115ND
D03
ADAM

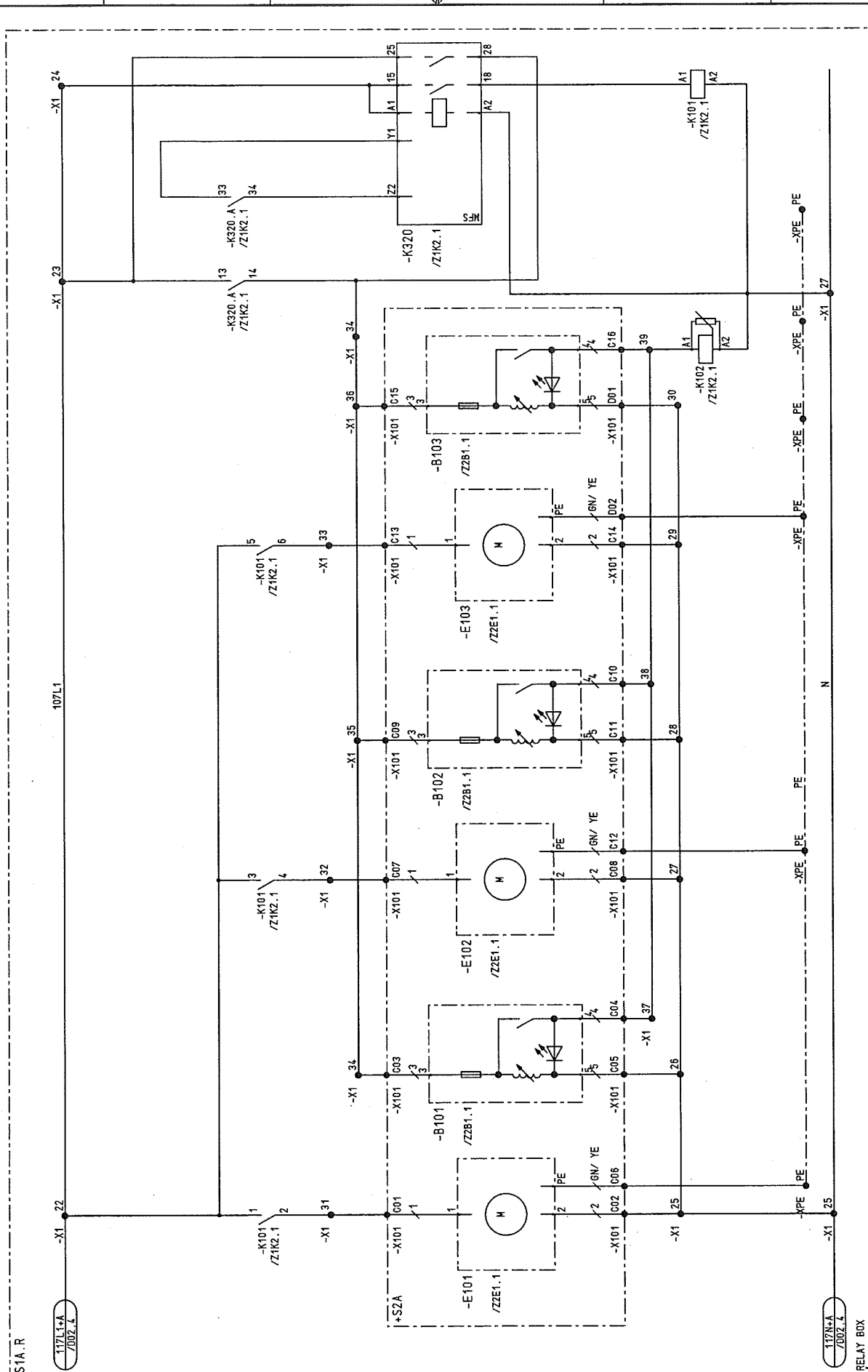
RELAY BOX

03	AS BUILT	05.12.2005	AD	Date	05.06.2005	US STEEL KOSTICE/SLOVAKIA
02	Fact. -Rev.	05.11.2005	AD	Drawn	ADAM	50.3023.01
01	Approval	20.09.2005	AD	Check	GROHMANN	SUBSTATION T80
NO.	Alteration	Date	Name	Std.	Iss. for	Orig.




CIRCUIT DIAGRAM
FAN A
PANEL

50.3023.01.A3.741.229	S1=L08
Typ: 05	CABLE
D009781.02.608-3.AHA	117SD



1	2	3	4	5	6	7	8
FAN MOTOR	INDICATOR	INDICATOR	CB COMP	FAN MOTOR	INDICATOR	CURRENT REL	TIME RELAY FAN ON
CABLE COMP.							

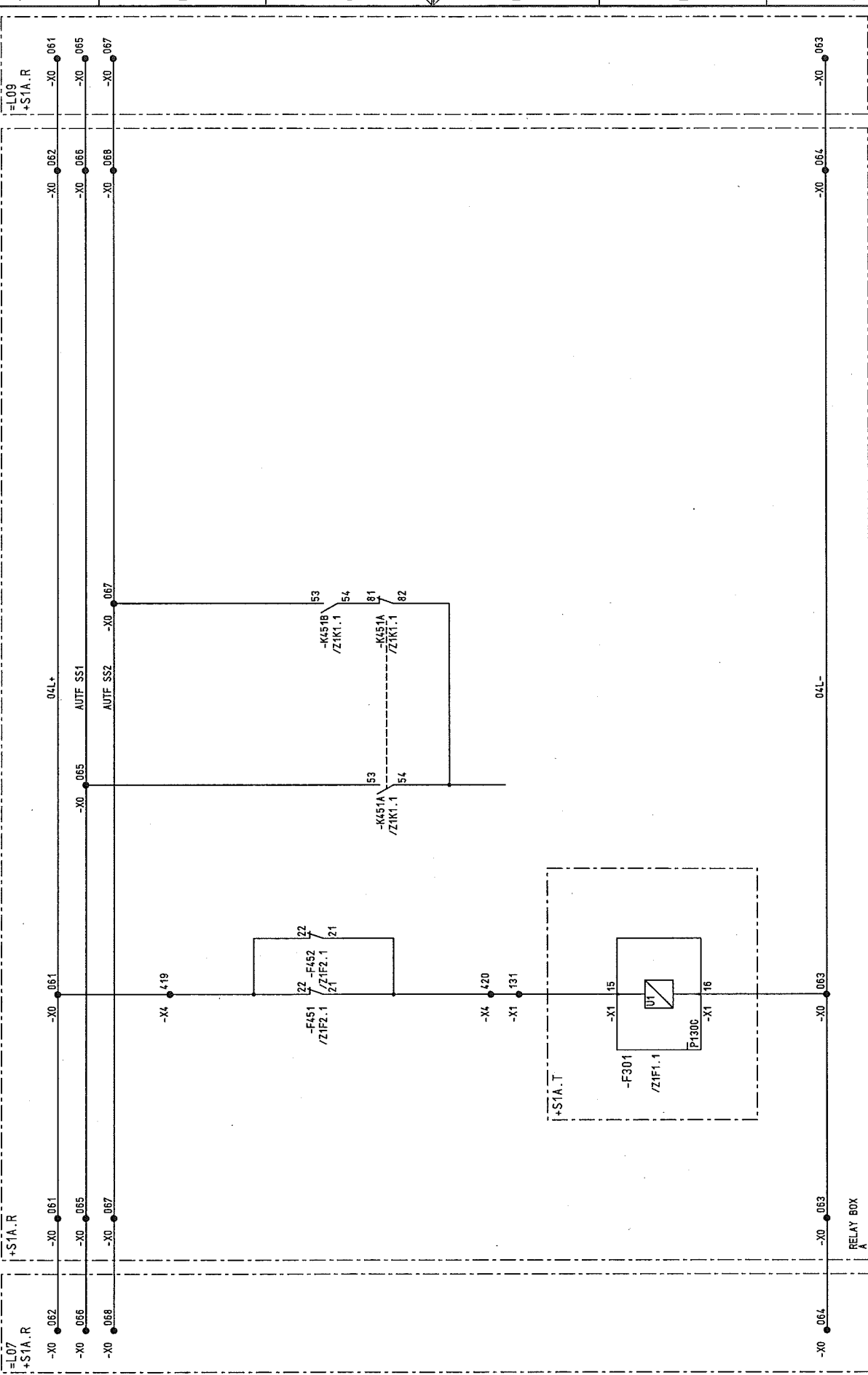




03	AS BUILT	05.12.2005	AD	Date	06.06.2005	US STEEL KOSICE/SLOVAKIA	CIRCUIT DIAGRAM		50.3023.01.A3.741.229	S = L08	
02	Fact. - Rev.	09.11.2005	AD	Drawn	ADAM	50.3023.01	DC DISTR.				/ 601
01	Approval	20.09.2005	AD	Check	GROHMANN	SUBSTITUTION T80	PANEL		Type: 05		Sheet 12
NQ.	Alteration	Date		Name	Stid.	Orig.:	08		CABLE		177Sh.
						iss. for	iss. by:				

D0978102 Copyright as per DIN 34 to be observed!

05.01.2007
HJ0115MD
G03
ADAM



03	AS BUILT	05.12.2005	AD	Date	06.06.2005	US STEEL KOSICE/SLOVAKIA	CIRCUIT DIAGRAM	50.3023.01.A3.741.229	S=L08	/ 602
02	Fact.-Rev.	09.11.2005	AD	Drawn	ADAM	50.3023.01	RING CIRCUIT			
01	Approval	20.08.2005	AD	Checked	GROHMANN	SUBSTATION T80	PANEL			
NO.	Alteration	Date	Nome	Std.	Iss.	for	Iss.	by:		
1										
2										
3										
4										
5										
6										
7										
8										

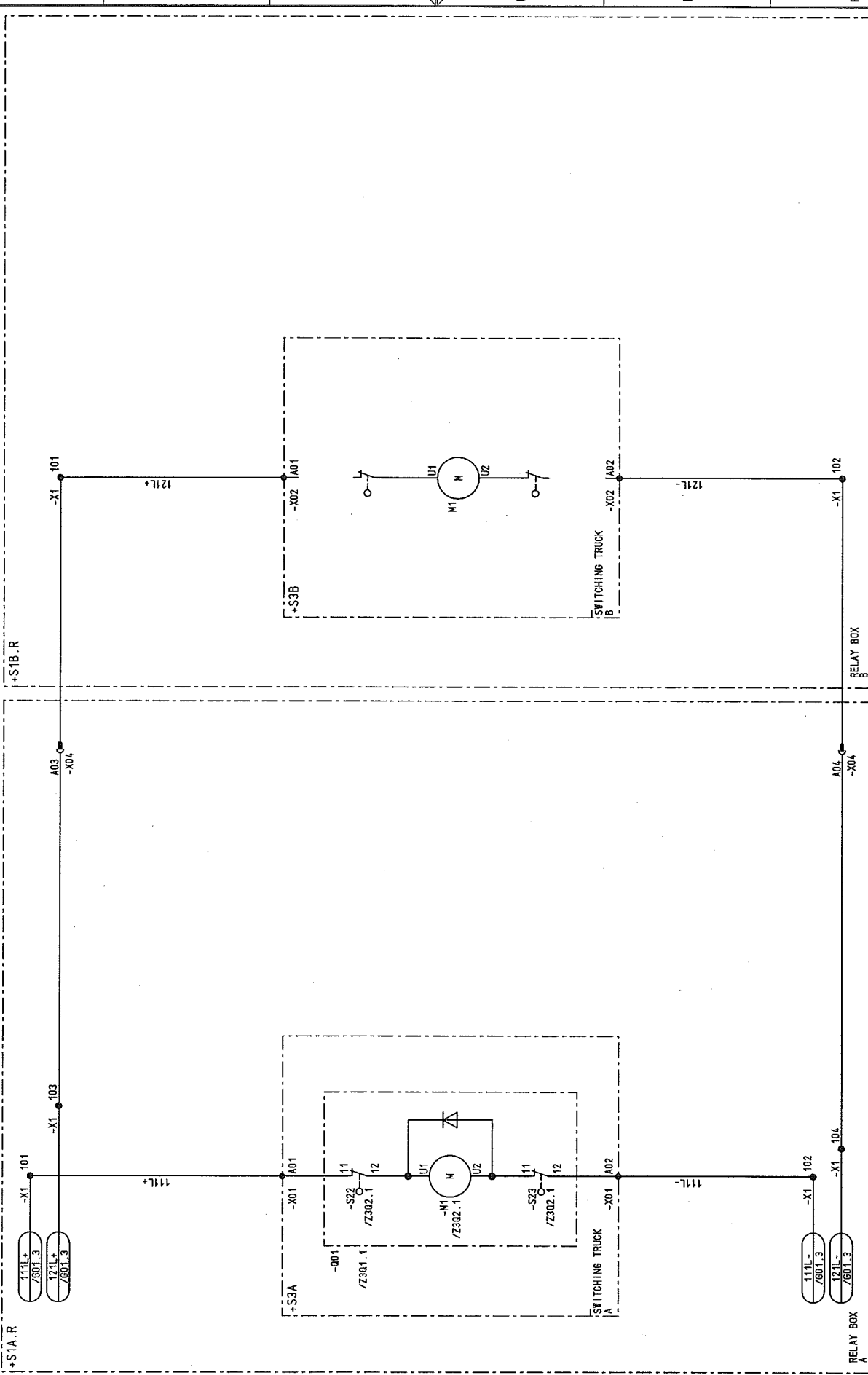
D009781.02.608-3.AHA

Typ: 05
CABLE

Sheet 13
1175h

D0978102 Copyright as per DIN 34 to be observed!

22.12.2006
HJ0115MD
L08
ADAN



03	AS BUILT	05.12.2006	AD	Date	06.06.2005	US STEEL KOSICE/SLOVAKIA	CIRCUIT DIAGRAM	50.3023.01.A3.741.229	S=L08	8
02	Fact.-Rev.	09.11.2005	AD	Drawn	ADAM	50.3023.01	CIRCUIT-BREAKER			
01	Approval	20.09.2005	AD	Check	GROHMANN	SUBSTATION T80	PANEL			
NO.	Alteration	Date	Name	Std.	Iss.for	Iss.by:	08	D009781.02.608-3.AHA	117Sh	8

D0978102 Copyright as per DIN 34 to be observed!

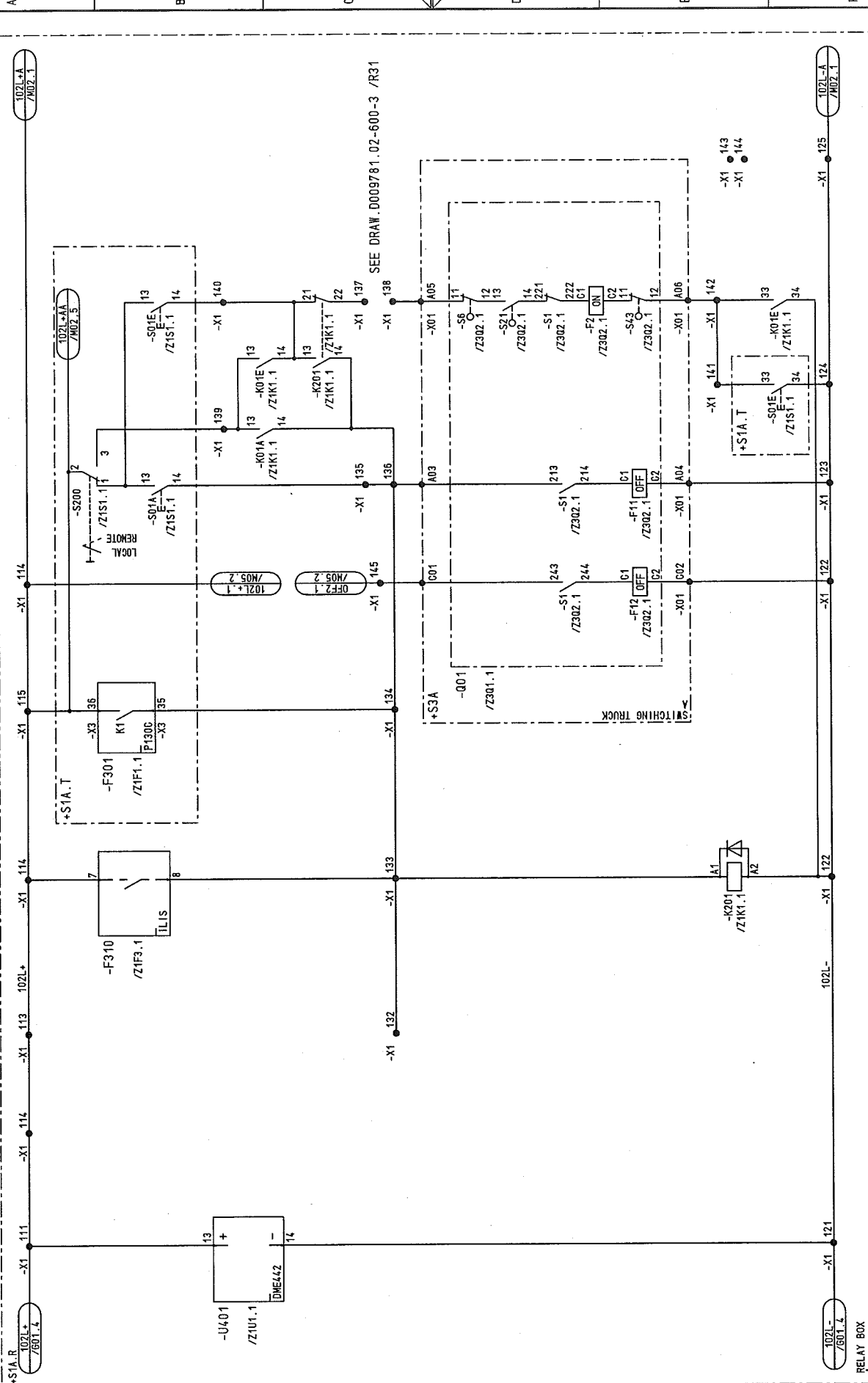
22.12.2006 HJ015MD
M01
ADAM

03	AS BUILT	05.12.2006	AD	Date	06.06.2005	US STEEL KOSICE/SLOVAKIA
02	Fact.-Rev.	09.11.2005	AD	Drawn	ADAM	50.3023.01
01	Approval	20.09.2005	AD	Check	GROHMANN	SUBSTATION T80
NO.	Alteration	Date	Name	Std.	Orig.	

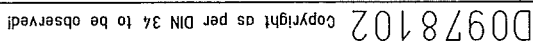
ISS. FOR 2
ISS. BY 4
AREVA

CIRCUIT DIAGRAM
CONTROL
PANEL
08

50.3023.01.A3.741.229
S=J08
Typ: 05
CABLE
D009781.02.608-3.AHA
Sheet 15
117SL



SEE DRAW.D009781.02.600-3 /R31



ADAM
MOZ
=LO8
HJ011

D0978102 Copyright as per DIN 34 to be observed!

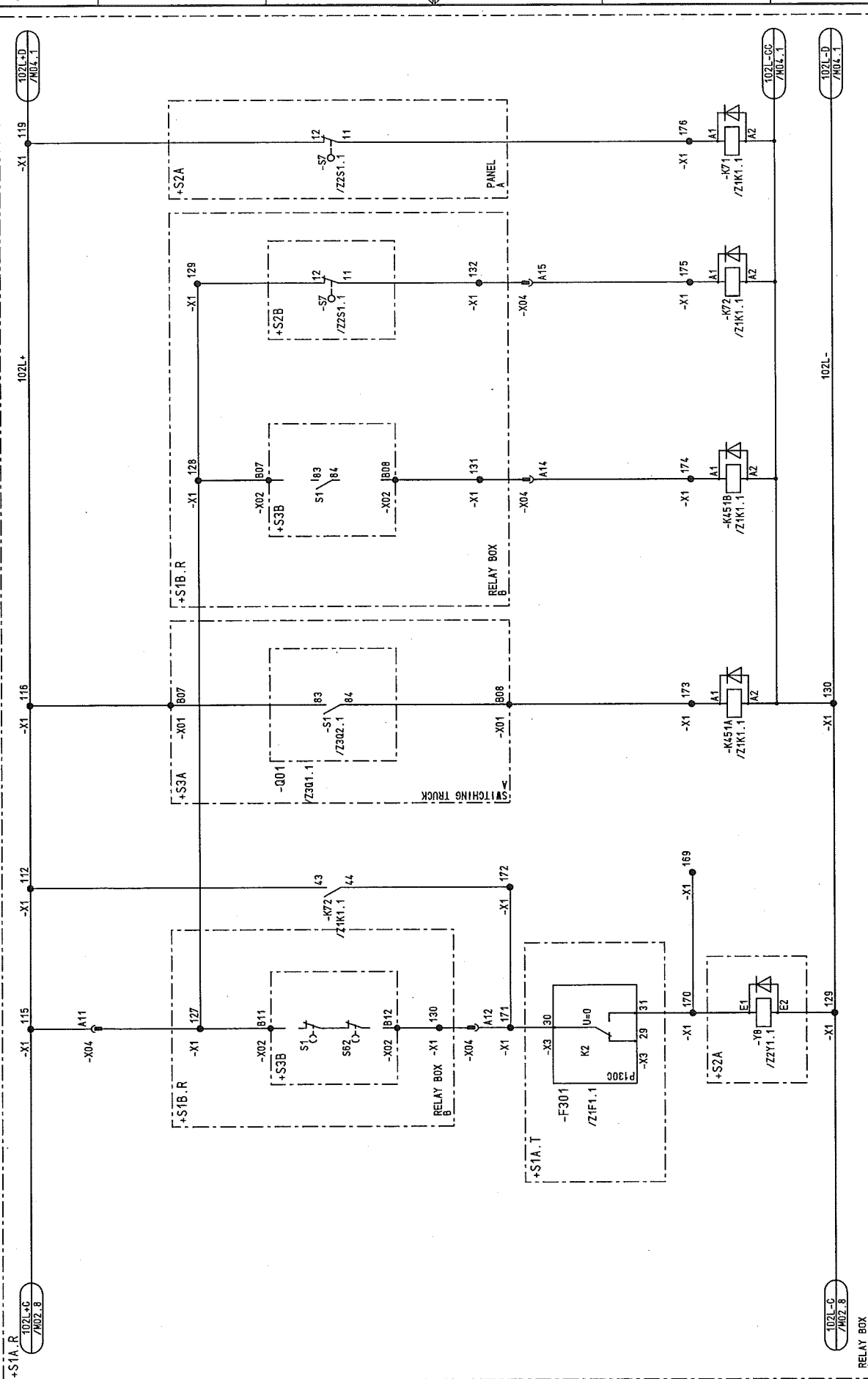
22.12.2006
H0115ND
M03
ADAM

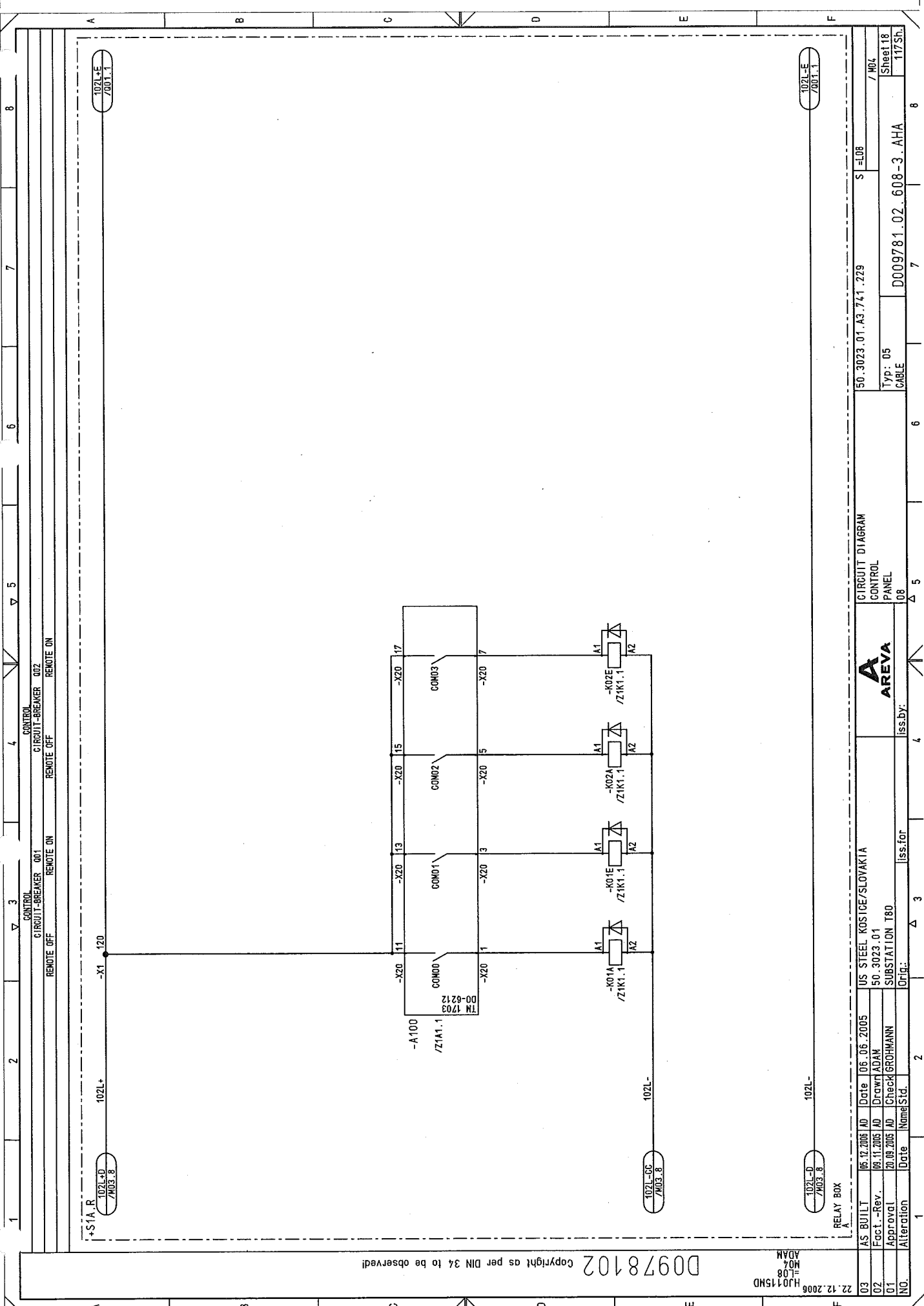
03	AS BUILT	05.12.2005 AD	Date	06.06.2005	US STEEL KOSICE/SLOVAKIA	CIRCUIT DIAGRAM	50.3023.01.A3.741.229	S=108	/M03
02	Fact.-Rev.	09.11.2005 AD	Date	50.3023.01		CONTROL			
01	Approval	20.05.2005 AD	Date	Check GROHMANN	SUBSTATION T80	PANEL			
NO.	Alteration	Date	Iss. by:	Iss. for	Orlg.				
1									
2									
3									
4									
5									
6									
7									
8									

D009781.02.608-3.AHA

Typ: 05
CABLE

Sheet 17
1175L





Copyright as per DIN 34 to be observed!

22.12.2006
HJO 15MD
NO 08
ADAM

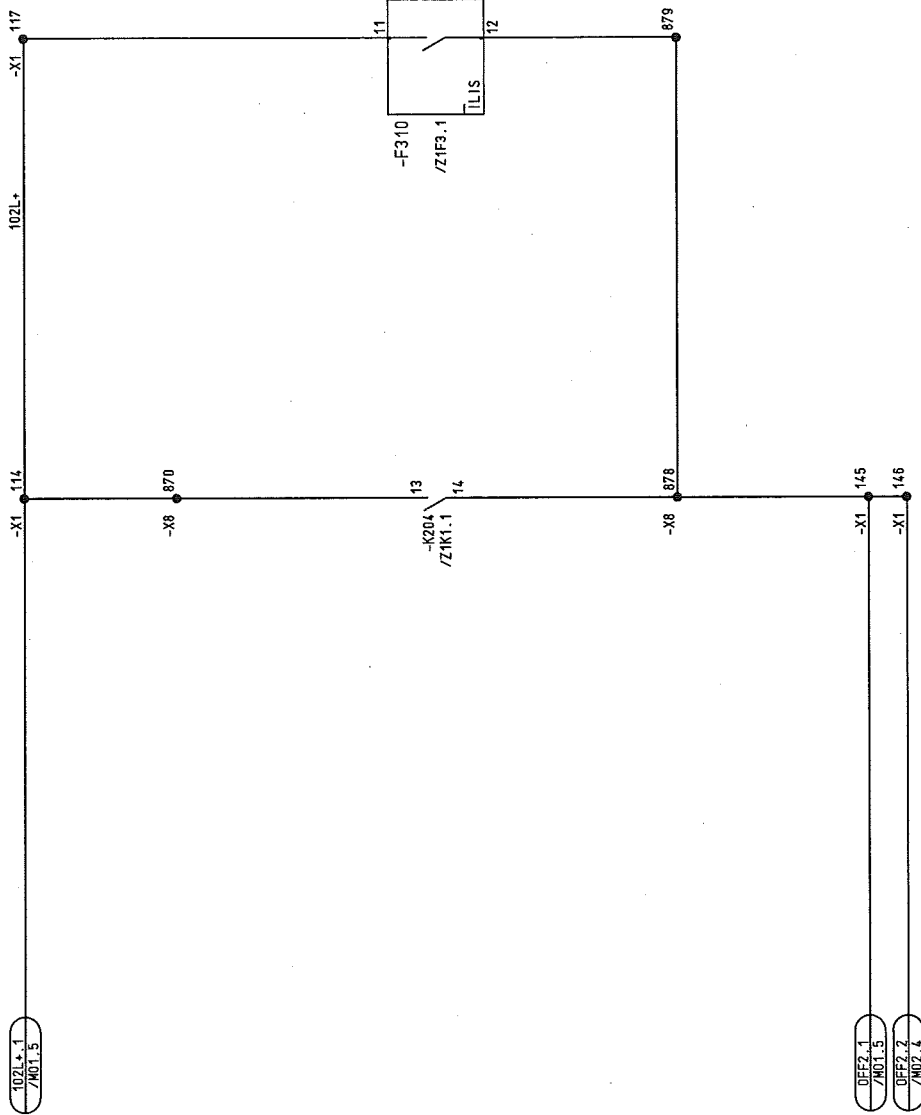
03	AS BUILT	05.12.2005	AD	Date	06.06.2005	US STEEL KOSICE/SLOVAKIA	CIRCUIT DIAGRAM	50.3023.01.A3.741.229	S=L08	/M04
02	Fact.-Rev.	09.11.2005	AD	Drawn	ADAM	50.3023.01	PANEL			Sheet 18
01	Approval	20.09.2005	AD	Check	GROHMANN	SUBSTATION T80	08			117Sh.
NO.	Alteration	Date	Name	Std.	Orlg.	Iss. for	Iss. by:			
1										
2										
3										
4										
5										
6										
7										
8										

AREVA

D0978102 Copyright as per DIN 34 to be observed!

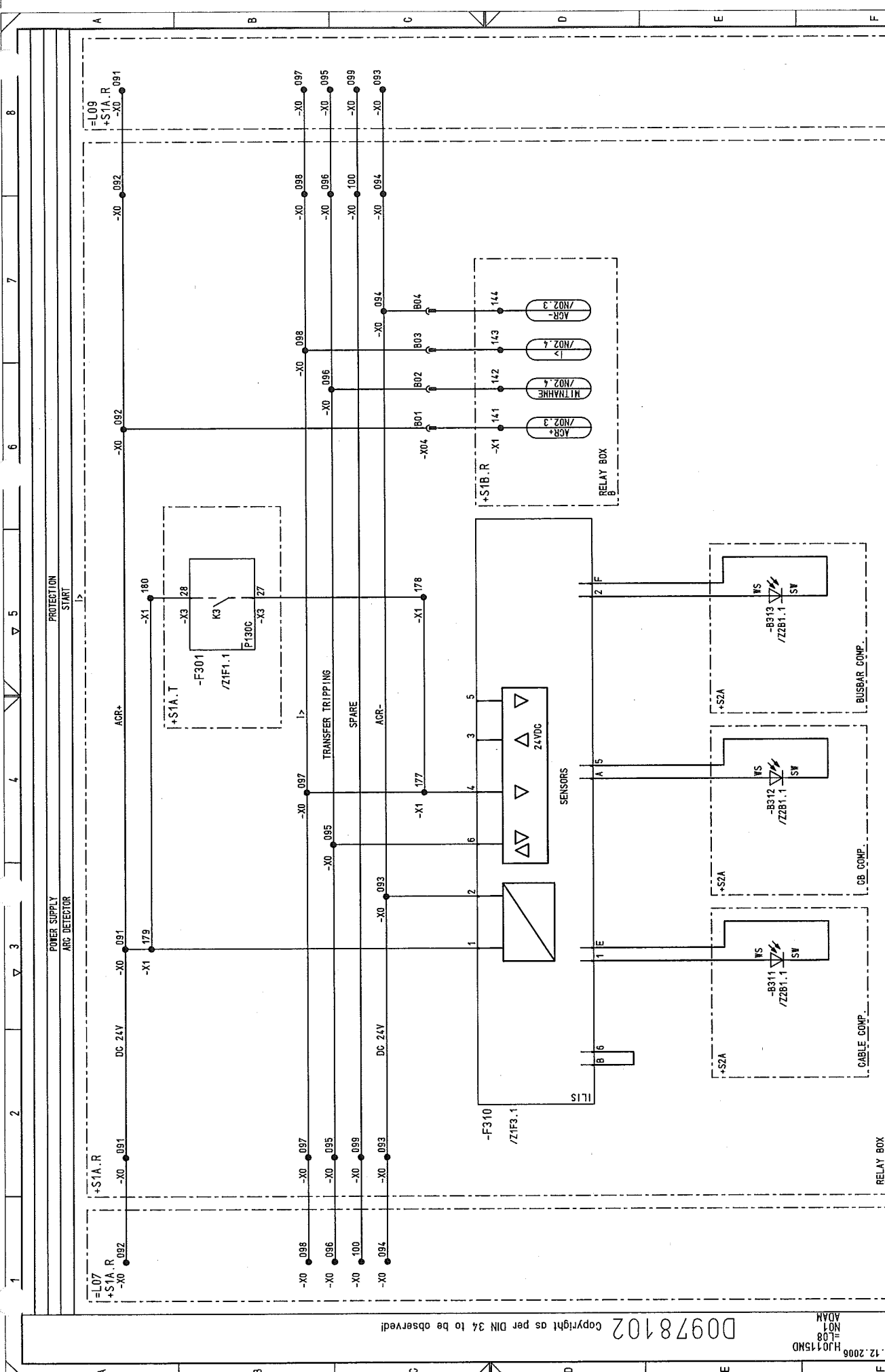
22.12.2008
HJ0115ND
MOS
ADAM

+S1A.R



RELAY BOX

03	AS BUILT	05.12.2005	AD	Date	06.06.2005	US STEEL KOSICE/SLOVAKIA	CIRCUIT DIAGRAM	50.3023.01.A3.741.229	S=L08	/M05
02	Fact.-Rev.	09.11.2005	AD	Drawn	ADAM	50.3023.01	CONTROL			
01	Approval	20.09.2005	AD	Check	GROHMANN	SUBSTATION T80	PANEL			
NO.	Alteration	Date	Named	Std.	Iss. for	Orig.	Iss. by:	Typ: 05	D009781.02.608-3.AHA	Sheet 19
								CABLE		117Sh.



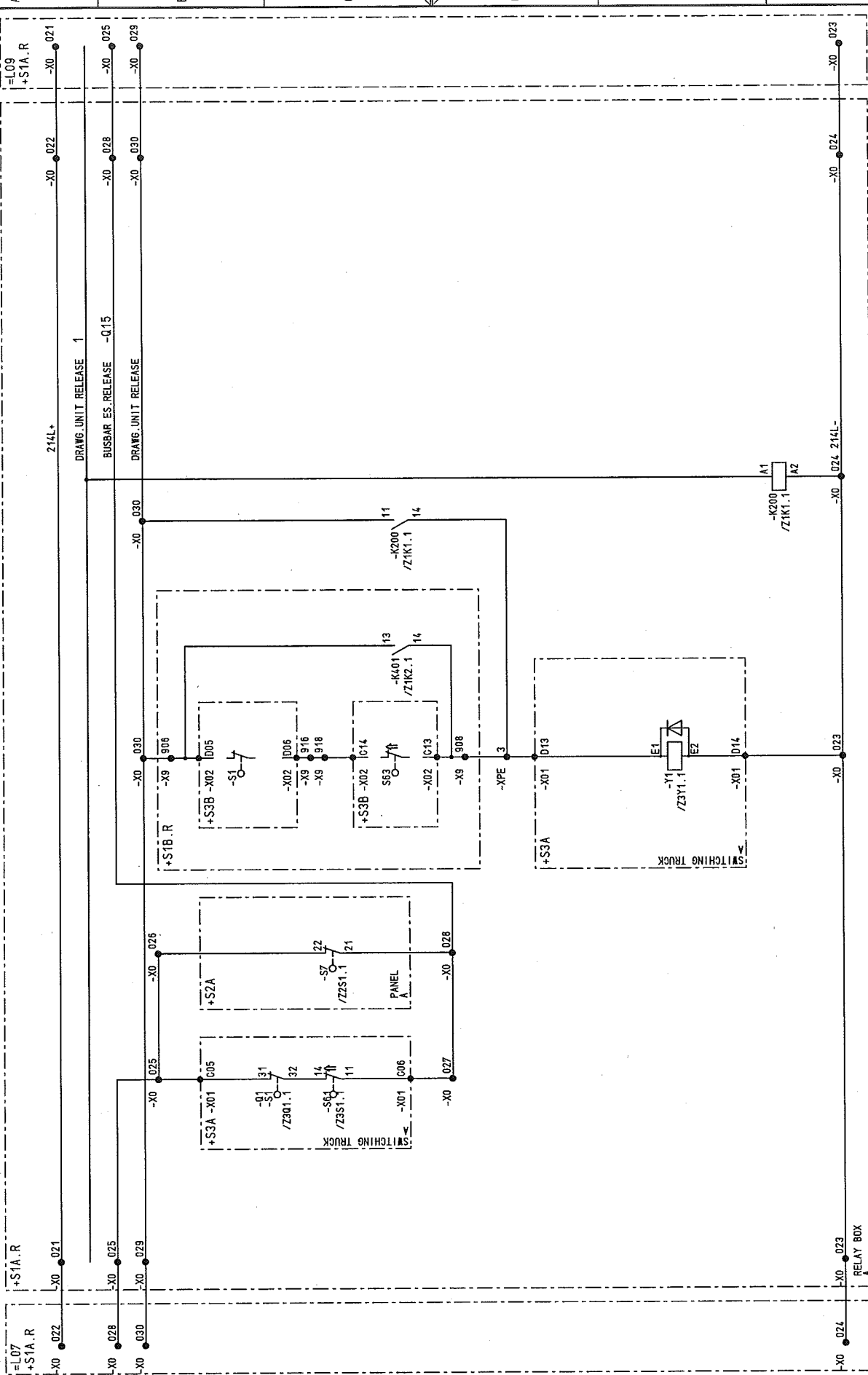
22.12.2006		H2015MD		NO1		NO1	
AS BUILT		Date		06.06.2005		US STEEL KOSICE/SLOVAKIA	
Fact. - Rev.		Date		09.11.2005		AD Drawn ADAM	
Approval		Date		20.08.2005		AD Check GROHMANN	
Alteration		Date				Name Std.	
						Iss. for	
						Iss. by:	
						PANEL	
						ARC DETECTOR	
						CIRCUIT DIAGRAM	
						50.3023.01.A3.741.229	
						S=108	
						Typ: 05	
						CABLE	
						D009781.02.608-3.AHA	
						Sheet 20	
						117Sh.	



03	AS BUILT	05.12.2005	AD	Date	06.06.2005	US STEEL KOSICE/SLOVAKIA	 AREVA	CIRCUIT DIAGRAM		50.3023.01.A3.741.229		S =108	/ NO2	
02	Fact. -Rev.	04.11.2005	AD	Drawn	ADAM	50.3023.01		ARC DETECTOR						
01	Approval	20.09.2005	AD	Checked	GROHMANN	SUBSTATION T80		PANEL			Typ: 05		Sheet 21	
NO.	Alteration	Date	Name	Std.		Orig:		iss. for			CABLE		D009781.02.608-3.AHA	117Sh.

D0978102 Copyright as per DIN 34 to be observed!

22.12.2006
HJ0115MD
P01
ADAM



03		AS BUILT	05.12.2006	AD	Date	06.06.2005	US STEEL KOSICE/SLOVAKIA	CIRCUIT DIAGRAM		50.3023.01.A3.741.229	S=L08	/P01	
02		Fact.-Rev.	06.11.2005	AD	Drawn	ADAM	50.3023.01	INTERLOCK				Sheet 22	
01		Approval	20.09.2005	AD	Checked	GROHMANN	SUBSTATION T80	PANEL		D009781.02.608-3.AHA		117Sh.	
NO.		Alteration	Date	Drawn	Std.	Orig.	Iss. for	ISS. BY:		CABLE		Typ: 05	



RELAY BOX

SWITCHING TRUCK

SWITCHING TRUCK

SWITCHING TRUCK

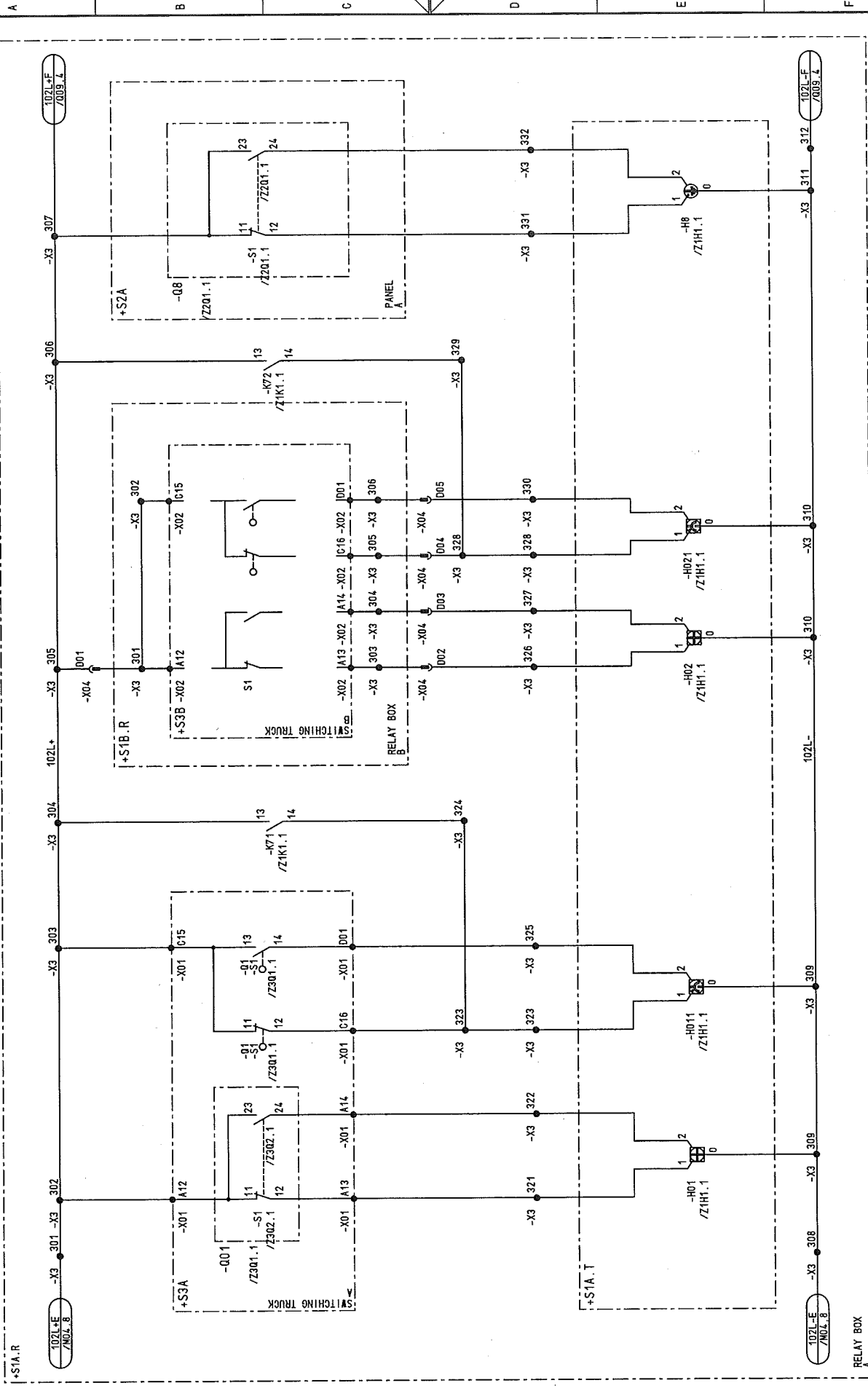
SWITCHING TRUCK

SWITCHING TRUCK




D0978102 Copyright as per DIN 34 to be observed!

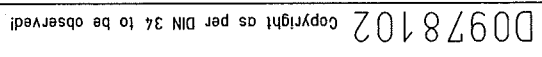
22.12.2006
HJO 15MD
=08
D01
ADAM



2		1		2		3		4		5		6		7		8	
AS BUILT		05.12.2005		AD		Date		06.06.2005		US STEEL KOSTICE/SLOVAKIA		CIRCUIT DIAGRAM		50.3023.01.A3.741.229		S=L08	
02		Fact.-Rev.		09.11.2005		AD		Drawn		ADAM		POSITION INDICA.		/ 001			
01		Approval		20.09.2005		AD		Check		GROHMANN		PANEL		Typ: 05		Sheet 24	
NO.		Alteration		Date		Name		Std.		Iss. for		08		CABLE		D009781.02.608-3.AHA	
										Orig.:		Δ 2		Δ 3		Δ 4	
												iss.by:				D009781.02.608-3.AHA	
												08				117Sh.	

[illegible]





03	AS BUILT	05.12.2005	AD	Date	06.06.2005	US STEEL KOSICE/SLOVAKIA	<div></div> AREVA	CIRCUIT DIAGRAM		50.3023.01.A3.741.229		\$=L08	
02	Fact.-Rev.	09.11.2005	AD	Drawn	ADAM	50.3023.01		INTERFACE				/ 005	
01	Approval	20.09.2005	AD	Checked	GROHMANN	SUBSTATION T80		PANEL		Typ: 05		Sheet 28	
NO.	Alteration	Date	Name	Std.		Orig.:		Iss.by:		CABLE		177Sh.	
								08		D009781.02.608-3.AHA			
				1	2	3	4	5	6	7	8		

D0978102 Copyright as per DIN 34 to be observed!

HJ015ND
0308
ADAM

03	AS BUILT	05.12.2005 AD	Date	06.06.2005	US STEEL KOSICE/SLOVAKIA
02	Fact.-Rev.	09.11.2005 AD	Drawn	ADAM	50.3023.01
01	Approval	20.06.2005 AD	Check	GROHMANN	SUBSTATION T80
NO.	Alteration	Date	Name	Std.	Iss. for

CIRCUIT DIAGRAM
INTERFACE
PANEL



iss.by:

50.3023.01.A3.741.229
D009781.02.608-3.AHA

Typ: 05
CABLE

Sheet 29
1175h.

S=108

8

7

6

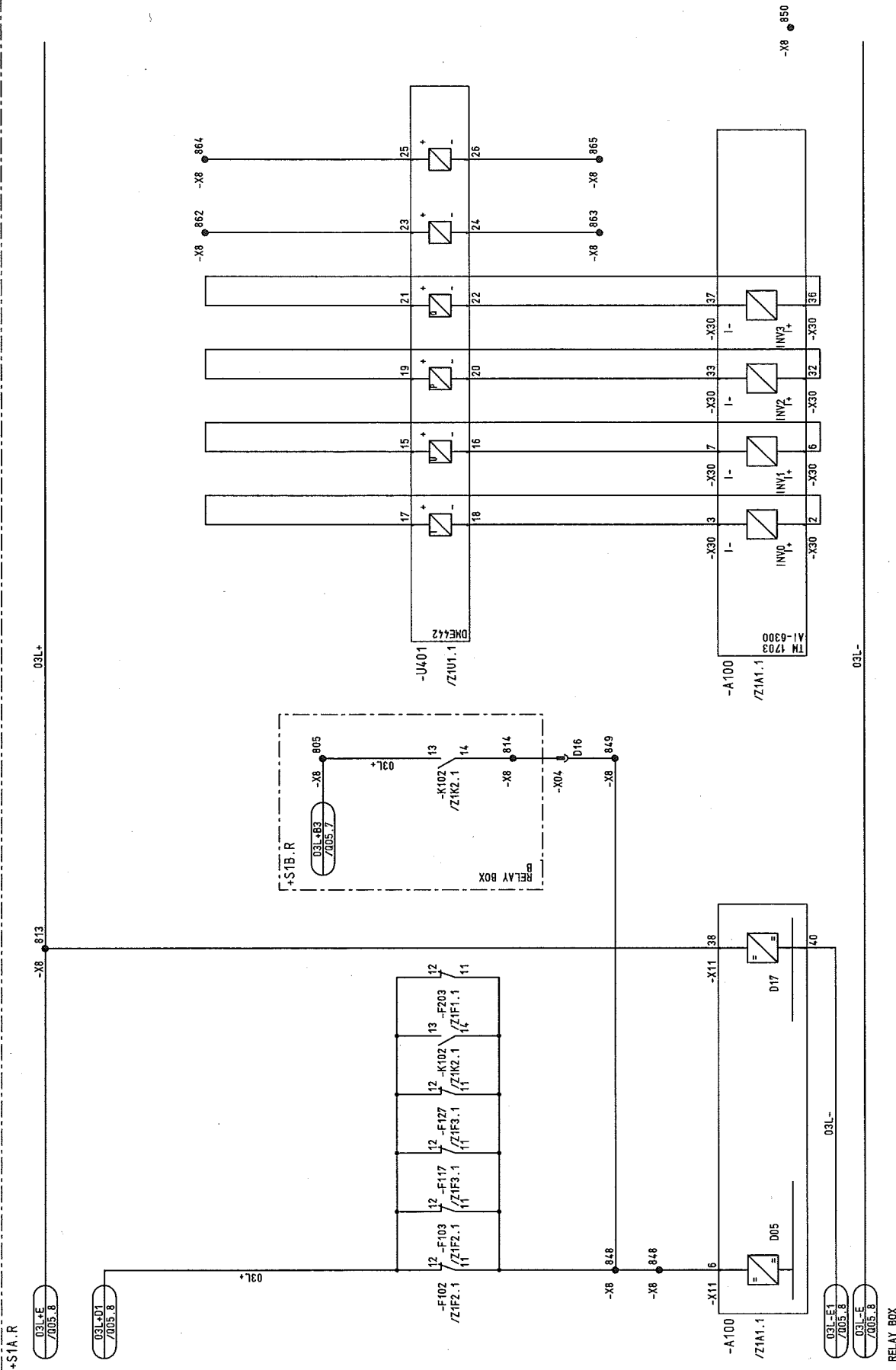
5

4

3

2

1



MEASUREMENT
POWER
VOLTAGE
CURRENT
ACTIVE POWER
REACTIVE POW.

M.C.B. TRIPPED
BAY ALARM

03L+E
/005.8

03L+01
/005.8

03L+
805

03L+
813

03L+
864

03L+
865

03L+
866

03L+
867

03L+
868

03L+
869

03L+
870

03L+
871

03L+
872

03L+
873

03L+
874

03L+
875

03L+
876

03L+
877

03L+
878

03L+
879

03L+
880

03L+
881

03L+
882

03L+
883

03L+
884

03L+
885

03L+
886

03L+
887

03L+
888

03L+
889

03L+
890

03L+
891

03L+
892

03L+
893

03L+
894

03L+
895

03L+
896

03L+
897

03L+
898

03L+
899

03L+
900

03L+
901

03L+
902

03L+
903

03L+
904

03L+
905

03L+
906

03L+
907

03L+
908

03L+
909

03L+
910

03L+
911

03L+
912

03L+
913

03L+
914

03L+
915

03L+
916

03L+
917

03L+
918

03L+
919

03L+
920

03L+
921

03L+
922

03L+
923

03L+
924

03L+
925

03L+
926

03L+
927

03L+
928

03L+
929

03L+
930

03L+
931

03L+
932

03L+
933

03L+
934

03L+
935

03L+
936

03L+
937

03L+
938

03L+
939

03L+
940

03L+
941

03L+
942

03L+
943

03L+
944

03L+
945

03L+
946

03L+
947

03L+
948

03L+
949

03L+
950

03L+
951

03L+
952

03L+
953

03L+
954

03L+
955

03L+
956

03L+
957

03L+
958

03L+
959

03L+
960

03L+
961

03L+
962

03L+
963

03L+
964

03L+
965

03L+
966

03L+
967

03L+
968

03L+
969

03L+
970

03L+
971

03L+
972

03L+
973

03L+
974

03L+
975

03L+
976

03L+
977

03L+
978

03L+
979

03L+
980

03L+
981

03L+
982

03L+
983

03L+
984

03L+
985

03L+
986

03L+
987

03L+
988

03L+
989

03L+
990

03L+
991

03L+
992

03L+
993

03L+
994

03L+
995

03L+
996

03L+
997

03L+
998

03L+
999

03L+
1000

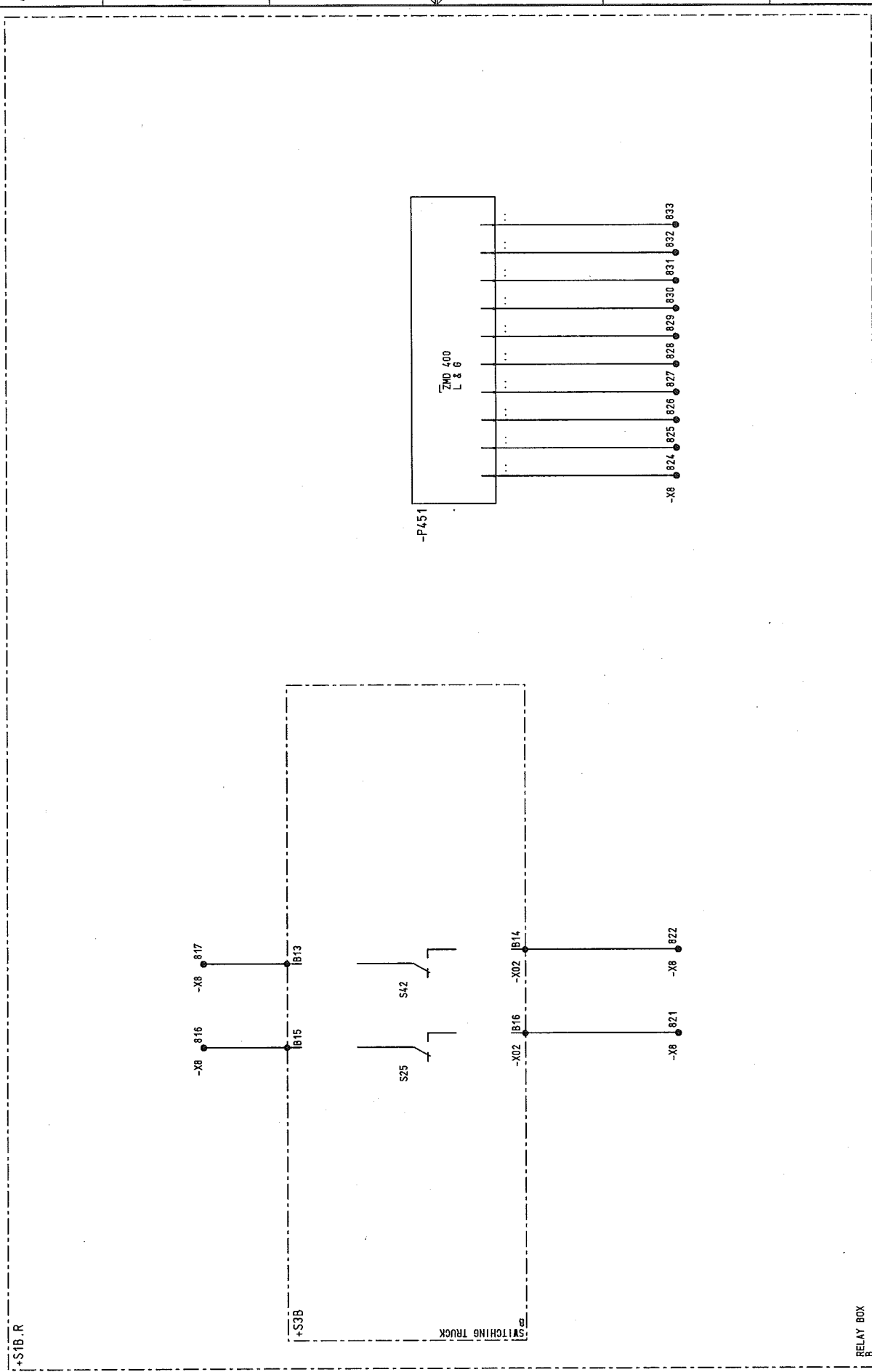


003	AS BUILT	05.12.2005	AD	Date	05.06.2005	US STEEL KOSICE/SLOVAKIA	 AREVA	CIRCUIT DIAGRAM		50_3023.01.A3.741.229		S = 08
002	Fact. - Rev.	09.11.2005	AD	Drawn	ADAM	50_3023.01		SPARE CONTACTS				/ 309
001	Approval	20.09.2005	AD	Check	GROHMANN	SUBSTATION T80		PANEL		Type: 05		Sheet 30
NO.	Alteration	Date	Name	Std.		Orig.	iss. for	iss. by:	08	CABLE	D009781.02.608-3.AHA	117Sh.

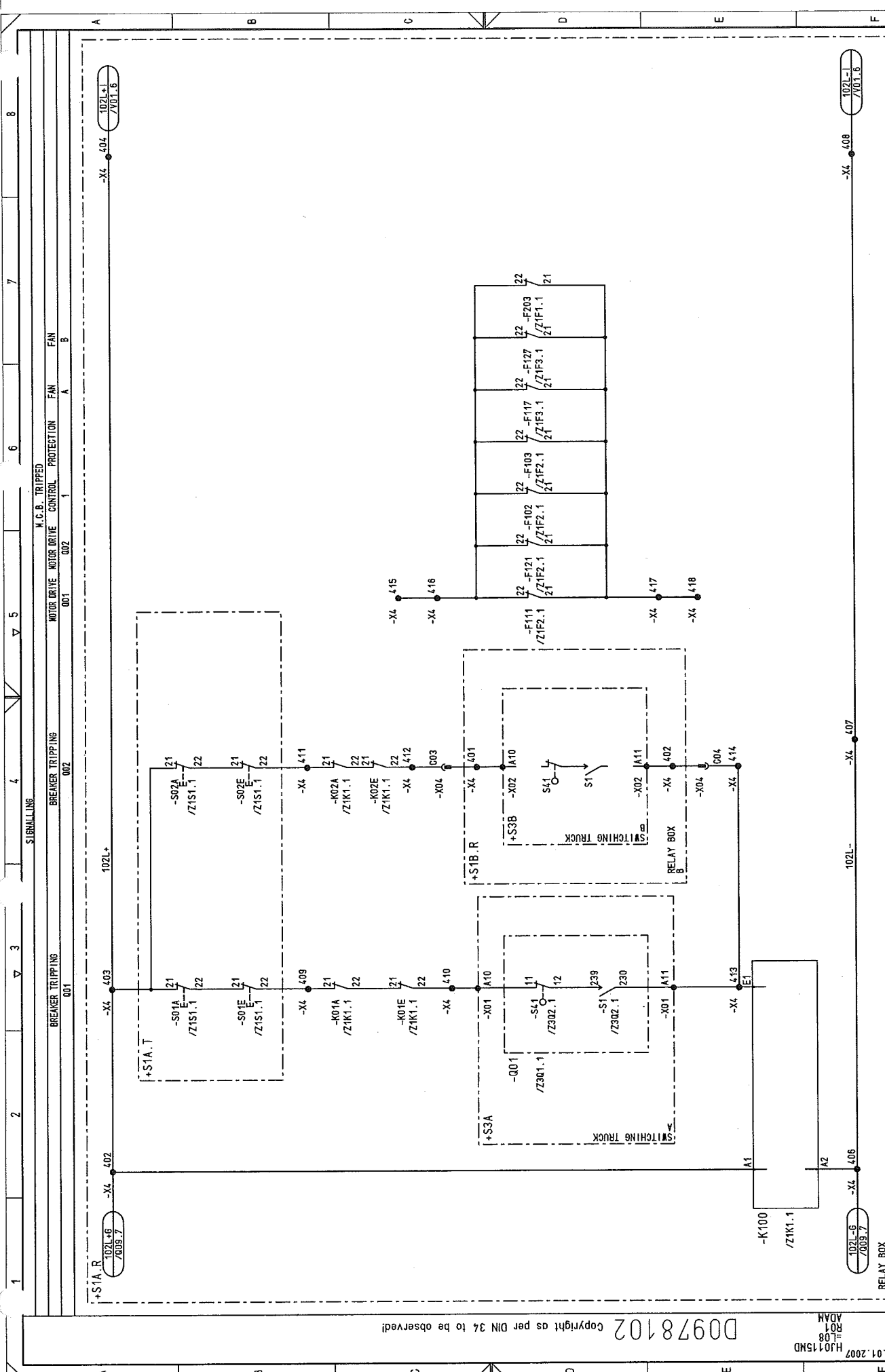
D0978102 Copyright as per DIN 34 to be observed

22.12.2008
HJ0115ND
L08
010
ADAM

03	AS BUILT	05.12.2005	AD	Date	05.06.2005	US STEEL KOSICE/SLOVAKIA	CIRCUIT DIAGRAM	50.3023.01.A3.741.229	S=08	/ 010
02	Fact.-Rev.	09.11.2005	AD	Drawn	ADAM	50.3023.01	SPARE CONTACTS			Sheet 31
01	Approval	20.05.2005	AD	Check	GROHMANN	SUBSTATION T80	PANEL	Typ: 05		117Sh.
NO.	Alteration	Date	Norm	Std.	Orig.	Iss. for	Iss. by	CABLE	D009781.02.608-3.AHA	



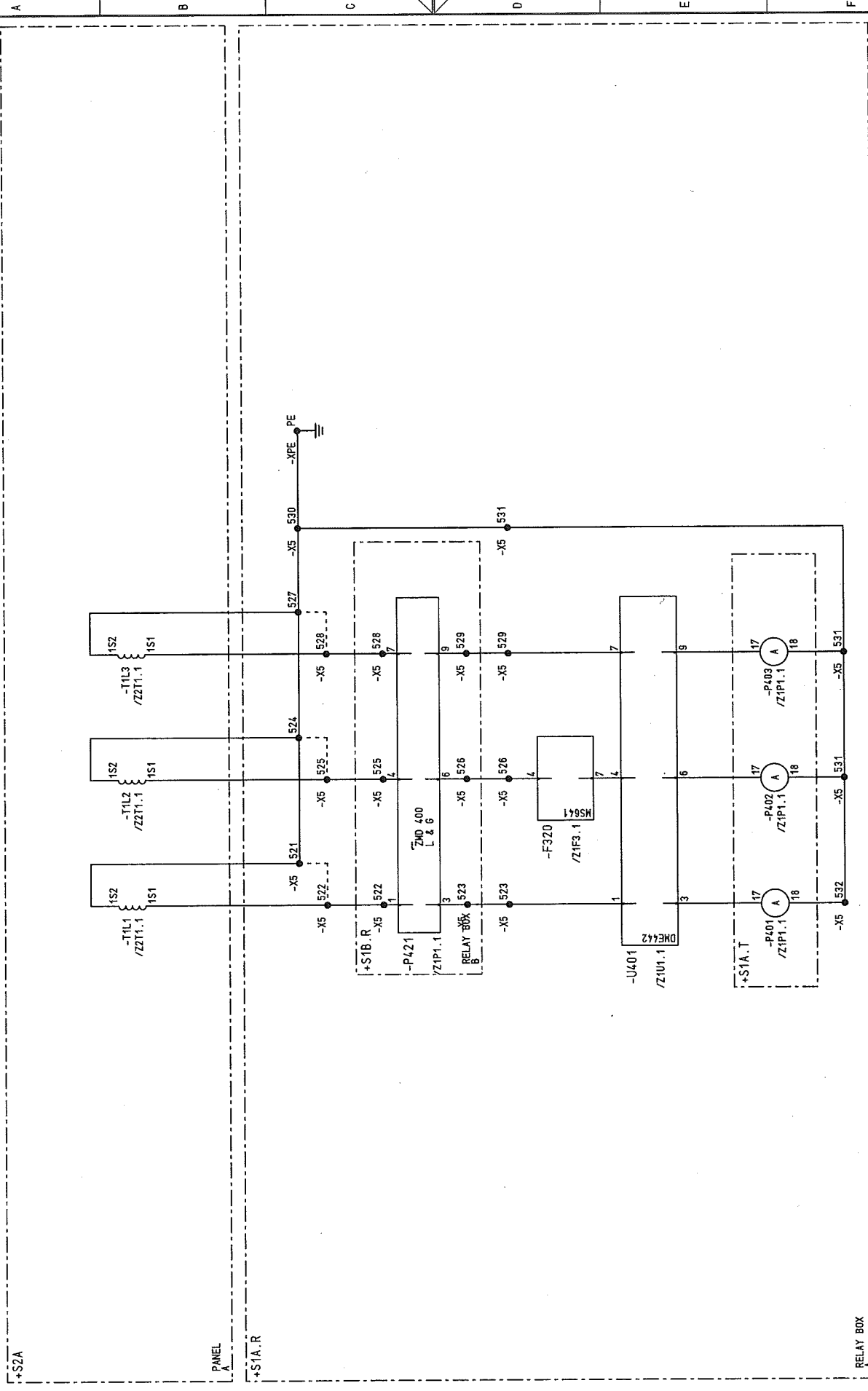
1	2	3	4	5	6	7	8
CIRCUIT-BREAKER		POSITION INDICA.		SPARE CONTACTS		METER	
OFF	ON	SPRING CHARGED	ACTUATION	ON/OFF			



A											
90											
03	AS BUILT	05.12.2006	AD	Date	06.06.2005	US STEEL KOSICE/SLOVAKIA			CIRCUIT DIAGRAM		
02	Fact. - Rev.	09.11.2005	AD	Drawn	ADAM	50.3023.01			SIGNALLING		
01	Approval	20.08.2005	AD	Check	GROHMANN	SUBSTATION 180			PANEL		
NO.	Alteration	Date	Nome	Std.	Orig.	Iss. for	Iss. by:	08			
1					2			4	5	6	7
											8

H30135MD
R01=08
ADAM

D00978102 Copyright as per DIN 34 to be observed!



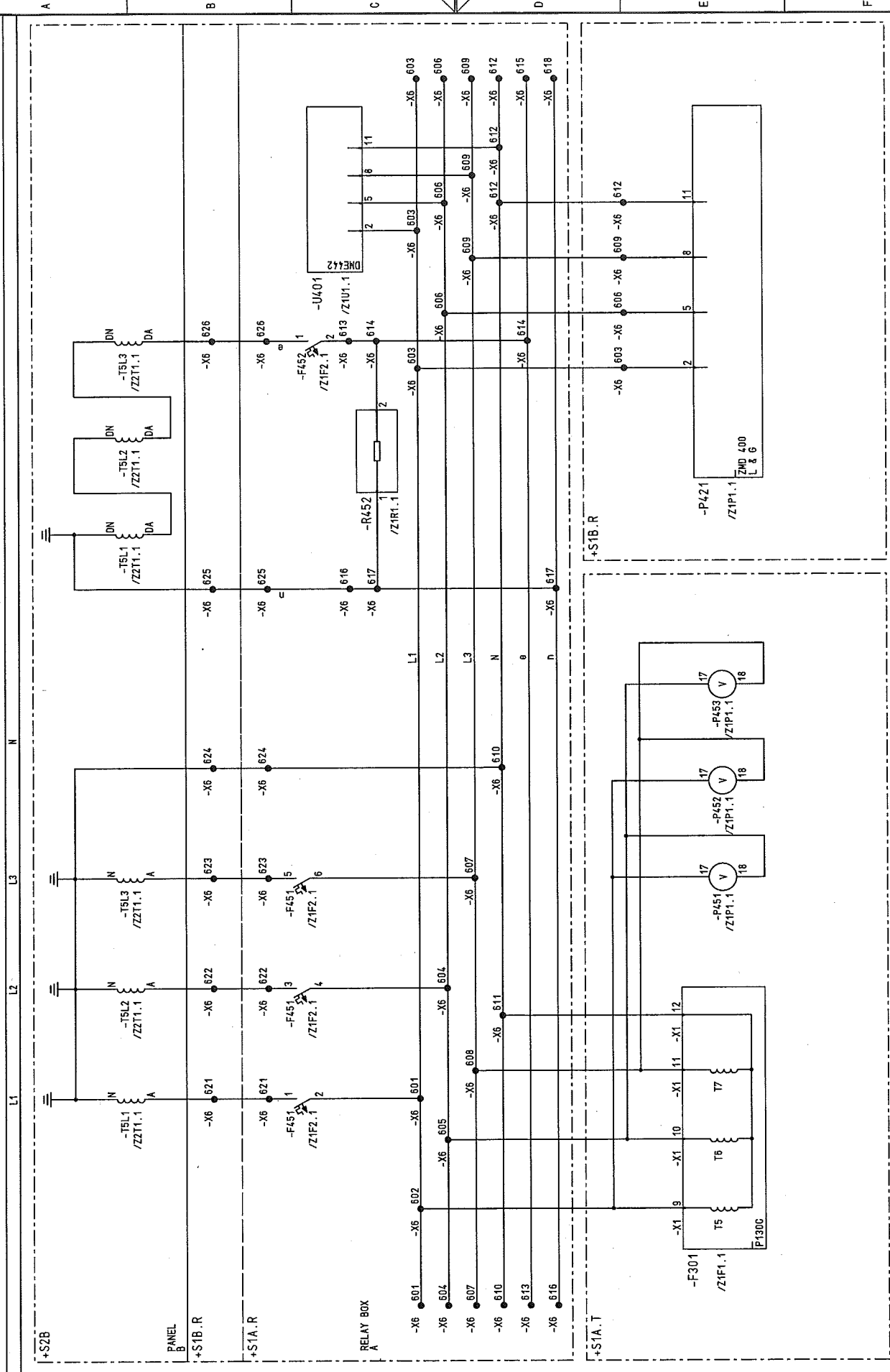
22.12.2006		HJ015MD		S01		L08		D0978102		608-3. AHA		117Sh	
03	AS BUILT	05.12.2005	AD	Date	06.06.2005	US STEEL KOSICE/SLOVAKIA		CIRCUIT DIAGRAM		50.3023.01.A3.741.229		S=L08	
02	Fact.-Rev.	09.11.2005	AD	Drawn	ADAM	50.3023.01		CURR. TRANSF.		Typ: 05		/ S01	
01	Approval	20.08.2005	AD	Check	GROHMANN	SUBSTATION T80		PANEL		CABLE		Sheet 33	
NO.	Alteration	Date	Named	Std.	Iss. by:	Iss. for		08		D009781.02.608-3. AHA		117Sh	
1		2		3		4		5		6		7	

D0978102 Copyright as per DIN 34 to be observed!

VOLTAGE TRANSF.

PROTECTION

MEASUREMENT



NO.		Alteration	Date	05.12.2005	AD	05.06.2005	US STEEL KOSICE/SLOVAKIA	CIRCUIT DIAGRAM VOLTAGE TRANSF.		50.3023.01.A3.741.229	S=008	/ 101	
02		Factl.-Rev.	09.11.2005	AD	Drawn	ADAM	50.3023.01	PANEL		Typ: 05	CABLE	Sheet 35	
01		Approval	20.08.2005	AD	Check	GROHMANN	SUBSTATION T80	08		D009781.02.608-3.AHA		117Sh.	
1		1	2	3	4	5	6	7		8			

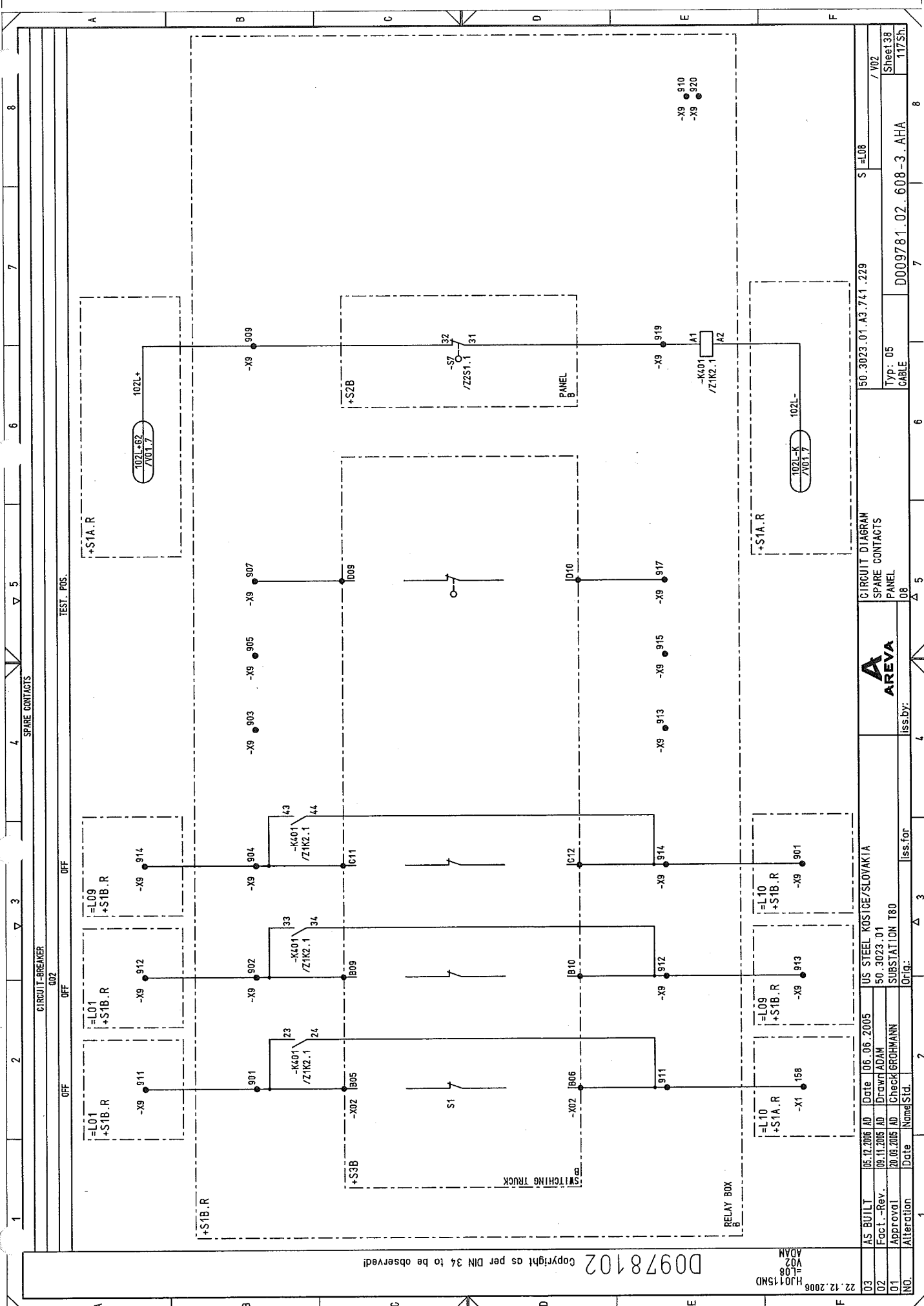
D0978102 Copyright as per DIN 34 to be observed!

22.12.2008 HJ015MD
LO8
ADAM
101

The diagram illustrates a power distribution system for a panel. It features three input lines, L1, L2, and L3, each connected to a common busbar labeled +S2A. Each input line passes through a capacitor (C1, C2, C3) and a switch (S1, S2, S3) before reaching the busbar. The busbar is connected to a transformer (P100) and a PE1/PE2 terminal block. The diagram is labeled with various components and their ratings.

Components and ratings shown in the diagram:

- Input lines: L1, L2, L3
- Capacitors: C1, C2, C3 (labeled -CL1, -CL2, -CL3)
- Switches: S1, S2, S3
- Busbar: +S2A
- Transformer: P100 (labeled -P100 / 722p1.1)
- Terminal block: PE1, PE2



Copyright as per DIN 34 to be observed

22.12.2006
HJ0115MD
L08
V02
ADAM

03	AS BUILT	05.12.2005	AD	Date	06.06.2005	US STEEL KOSTICE/SLOVAKIA	50_3023.01.A3.741.229	S L08	/ V02
02	Fact. -Rev.	09.11.2005	AD	Drawn	ADAM	50_3023.01			Sheet 38
01	Approval	20.06.2005	AD	Check	GRÖHMANN	SUBSTATION T80			117 Sh.
NO.	Alteration	Date	Name	Std.	Iss. by:	Iss. for	Orig.		
1									
2									
3									
4									
5									
6									
7									
8									

CIRCUIT DIAGRAM
SPARE CONTACTS
PANEL 08

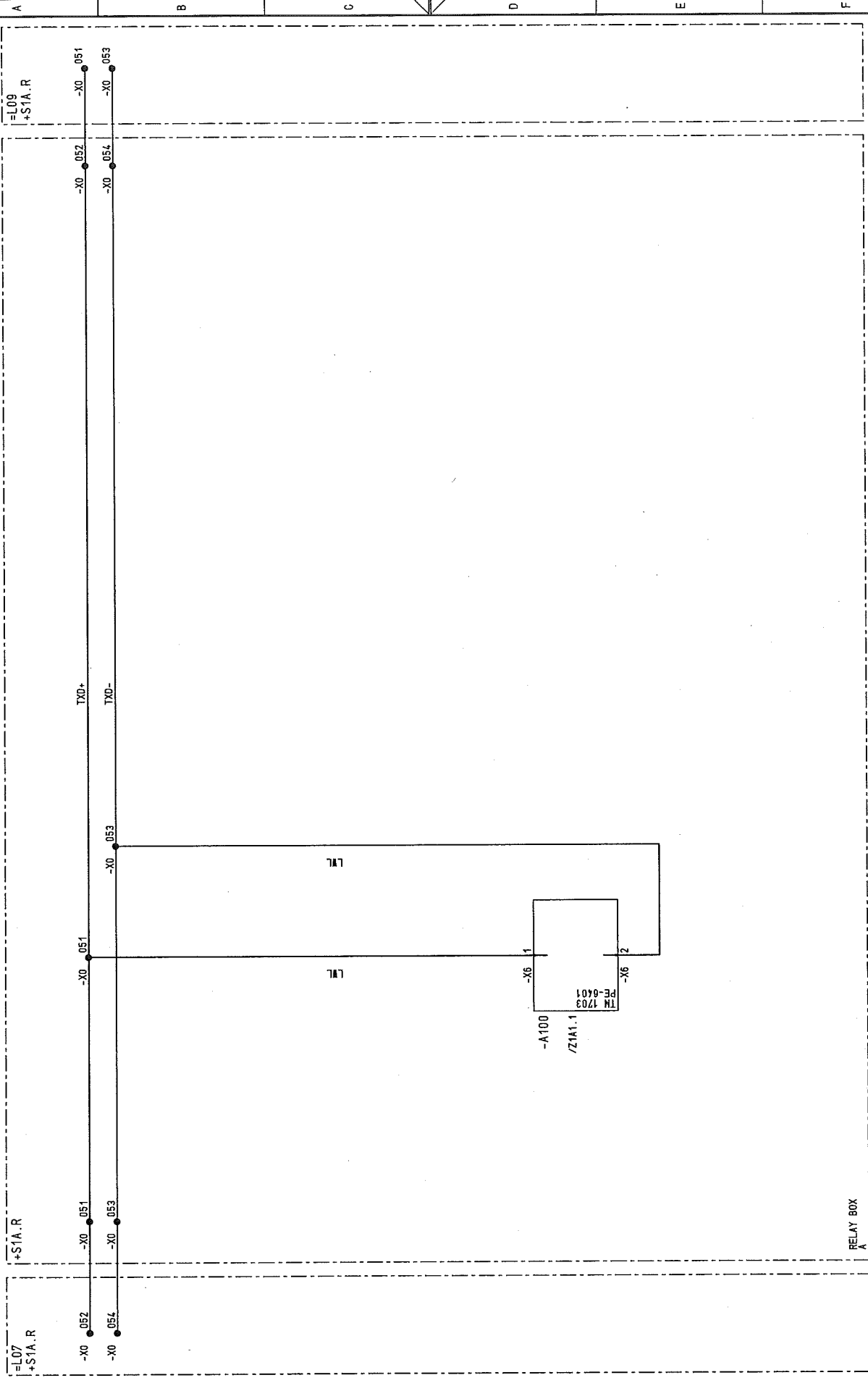


50_3023.01.A3.741.229

50_3023.01

50_3023.01

1 2 3 4 5 6 7 8



03	AS BUILT	05.12.2005	AD	Date	06.06.2005	US STEEL KOSICE/SLOVAKIA	CIRCUIT DIAGRAM	50.3023.01.A3.741.229	S=L08	/X01
02	Fact.-Rev.	09.11.2005	AD	Drawn	ADAM	50.3023.01	AX PE-BUS			Sheet 39
01	Approval	20.09.2005	AD	Checked	GROHMANN	SUBSTATION T80	PANEL	Typ: 05		117 Sh.
NO.	Alteration	Date	Num	Std.	Iss. for	Iss. by:		CABLE	D009781.02.608-3.AHA	

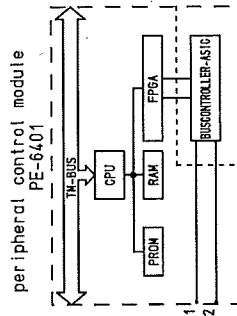
RELAY BOX



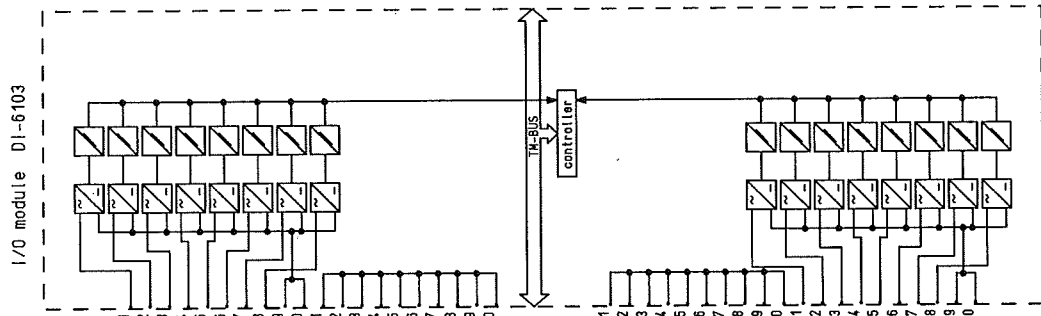
D0978102 Copyright as per DIN 34 to be observed!

22.12.2006
HJ0115MD
X0108
ADAM

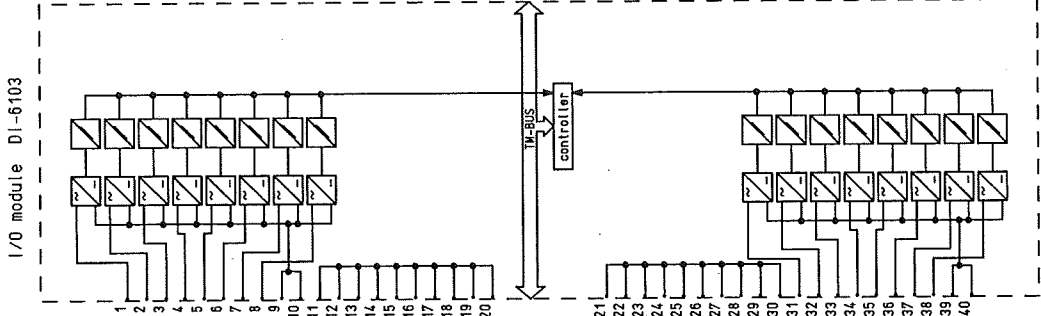
AREVA

[illegible]

MOUNTING		APP. REF.	
APPA. DESIG -A100		/Z1A1.1	
PIN	-X10	REF.	
MEANING			
1	IN D00	/002.3	
2	IN D01	/002.4	
3	IN D02	/003.4	
4	IN D03	/003.4	
5	IN D04	/002.5	
6	IN D05	/002.5	
7	IN D06	/003.5	
8	IN D07	/003.5	
9	AUX V-(+)	/002.3	
10	AUX V-(+)	/002.4	
11	AUX V-(+)		
12	AUX V-(+)		
13	AUX V-(+)		
14	AUX V-(+)		
15	AUX V-(+)		
16	AUX V-(+)		
17	AUX V-(+)		
18	AUX V-(+)		
19	AUX V-(+)		
20	AUX V-(+)		
21	AUX V-(+)		
22	AUX V-(+)		
23	AUX V-(+)		
24	AUX V-(+)		
25	AUX V-(+)		
26	AUX V-(+)		
27	AUX V-(+)		
28	AUX V-(+)		
29	AUX V-(+)		
30	AUX V-(+)		
31	IN D10	/002.6	
32	IN D11	/002.7	
33	IN D12	/002.2	
34	IN D13	/004.3	
35	IN D14	/004.5	
36	IN D15	/004.6	
37	IN D16	/004.7	
38	IN D17		
39	AUX V-(+)	/002.6	
40	AUX V-(+)		



MOUNTING		APP. REF.	
APPA. DESIG -A100		/Z1A1.1	
PIN	-X11	REF.	
MEANING			
1	IN D00	/005.2	
2	IN D01	/005.2	
3	IN D02	/005.3	
4	IN D03	/005.5	
5	IN D04	/005.7	
6	IN D05	/006.1	
7	IN D06		
8	IN D07	/005.2	
9	AUX V-(+)	/005.2	
10	AUX V-(+)		
11	AUX V-(+)		
12	AUX V-(+)		
13	AUX V-(+)		
14	AUX V-(+)		
15	AUX V-(+)		
16	AUX V-(+)		
17	AUX V-(+)		
18	AUX V-(+)		
19	AUX V-(+)		
20	AUX V-(+)		
21	AUX V-(+)		
22	AUX V-(+)		
23	AUX V-(+)		
24	AUX V-(+)		
25	AUX V-(+)		
26	AUX V-(+)		
27	AUX V-(+)		
28	AUX V-(+)		
29	AUX V-(+)		
30	AUX V-(+)		
31	IN D10		
32	IN D11		
33	IN D12		
34	IN D13		
35	IN D14		
36	IN D15		
37	IN D16	/006.3	
38	IN D17		
39	AUX V-(+)	/006.3	
40	AUX V-(+)		



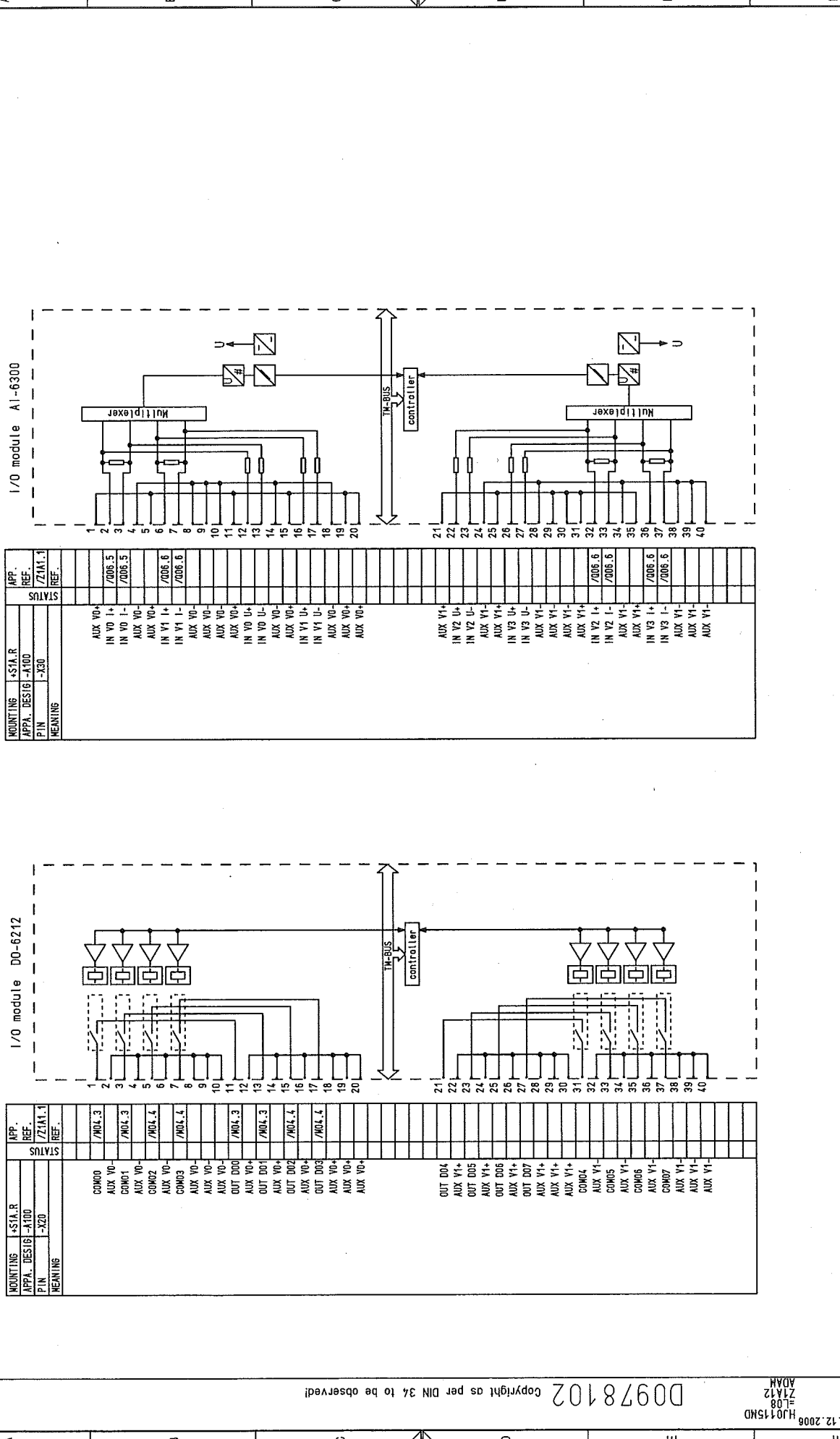
Copyright as per DIN 34 to be observed

D00978102
HJ0115MD
Z1A11
ADAM

03	AS BUILT	05.12.2005 AD	Date	06.06.2005	US STEEL KOSTICE/SLOVAKIA	LIST OF EQUIPMENT	50.3023.01.A3.741.229	S=L08	/Z1A11
02	Fact.-Rev.	06.11.2005 AD	Drawn	ADAM	50.3023.01				Sheet 42
01	Approval	20.09.2005 AD	Check	GROHMANN	SUBSTATION T80	PANEL	D009781.02.608-3.AHA	Typ: 05	Sheet 42
NO.	Alteration	Date	Name	Std.	Orig.	Iss. for	Iss. by:	CABLE	117Sh.

D0978102 Copyright as per DIN 34 to be observed!

H0145ND
Z1A12
ADAH

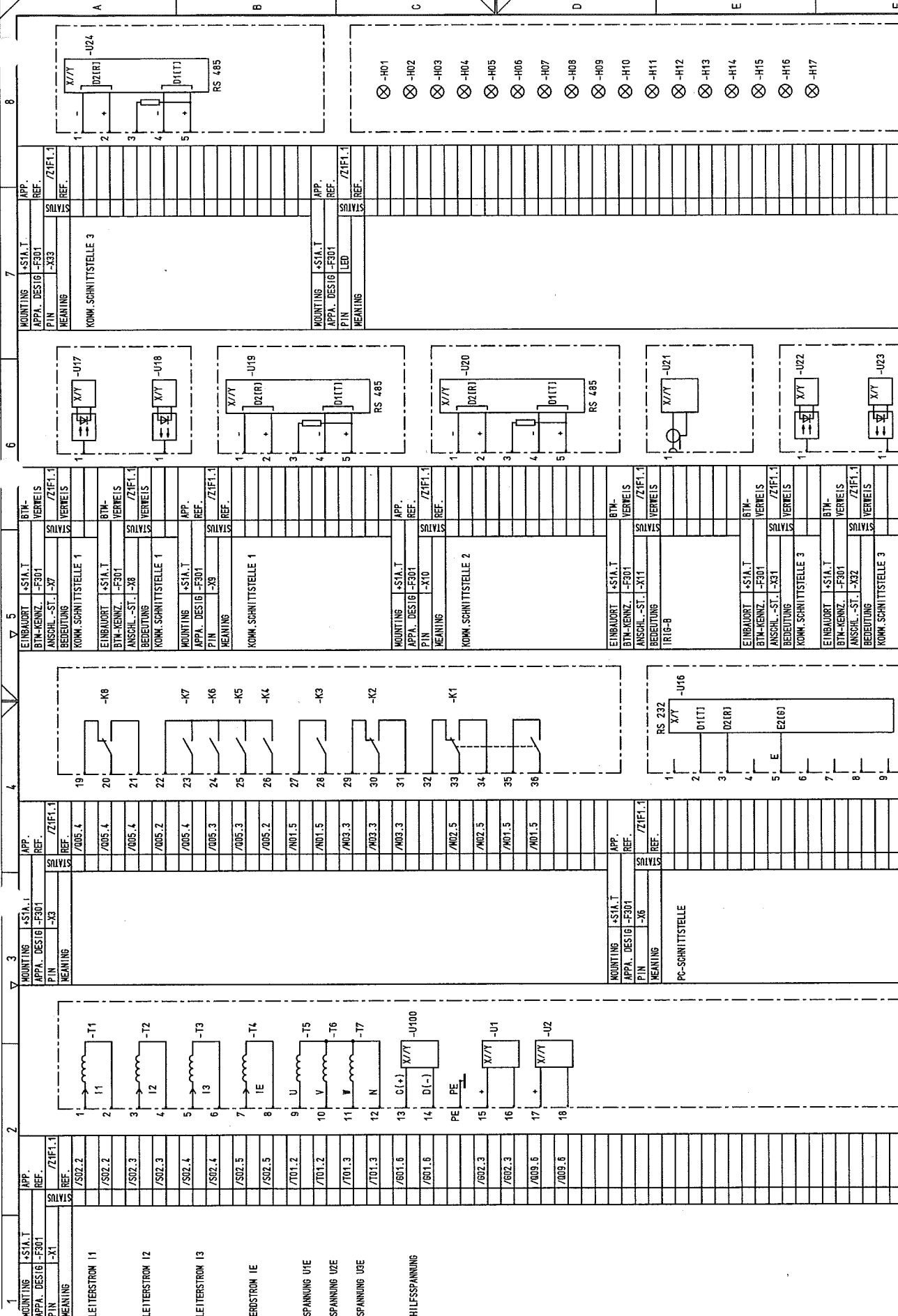


MOUNTING	+5V1A.R	APP. REF.
APPA. DESIG -A100	-X30	Z1A1.1
PIN		REF.
MEANING		

1	AUX VO+	/Z06.5
2	IN VO I+	/Z06.5
3	IN VO I-	/Z06.5
4	AUX VO+	/Z06.6
5	IN V1 I+	/Z06.6
6	IN V1 I-	/Z06.6
7	AUX VO+	/Z06.6
8	AUX VO+	/Z06.6
9	AUX VO+	/Z06.6
10	AUX VO+	/Z06.6
11	AUX VO+	/Z06.6
12	AUX VO+	/Z06.6
13	AUX VO+	/Z06.6
14	AUX VO+	/Z06.6
15	AUX VO+	/Z06.6
16	AUX VO+	/Z06.6
17	AUX VO+	/Z06.6
18	AUX VO+	/Z06.6
19	AUX VO+	/Z06.6
20	AUX VO+	/Z06.6
21	AUX V1+	/Z06.5
22	IN V2 U+	/Z06.5
23	IN V2 U-	/Z06.5
24	AUX V1+	/Z06.5
25	IN V3 U+	/Z06.5
26	IN V3 U-	/Z06.5
27	AUX V1+	/Z06.5
28	IN V3 U+	/Z06.5
29	AUX V1+	/Z06.5
30	AUX V1+	/Z06.5
31	AUX V1+	/Z06.5
32	IN V2 I+	/Z06.5
33	IN V2 I-	/Z06.5
34	AUX V1+	/Z06.5
35	IN V3 I+	/Z06.5
36	IN V3 I-	/Z06.5
37	AUX V1+	/Z06.5
38	AUX V1+	/Z06.5
39	AUX V1+	/Z06.5
40	AUX V1+	/Z06.5

03	AS BUILT	05.12.2005	AD	05.06.2005	US STEEL KOSICE/SLOVAKIA	LIST OF EQUIPMENT	150.3023.01.A3.741.229	S=LO8	/Z1A12
02	Fact.-Rev.	09.11.2005	AD	Drawt ADAM	50.3023.01	PANEL			Sheet L3
01	Approval	20.06.2005	AD	Check GROHMANN	SUBSTATION T80	08	D009781.02.608-3.AHA		117 Sh.
NO.	Alteration	Date	Name/Std.	Iss.by:	Iss.for				

03	AS BUILT	05.12.2005	AD	Date	06.06.2005	US STEEL KOSICE/SLOVAKIA	 AREVA	LIST OF EQUIPMENT		50.3023.01.43.741.229		S=L08	/ ZIF1
02	Fact.-Rev.	09.11.2005	AD	Drawn	ADAM	50.3023.01							
01	Approval	20.09.2005	AD	Check	GROHMANN	SUBSTATION T80		PANEL		Type: 05			Sheet 44
	Alteration	Date	Name	Std.		Orig.:	iss. for:	08		CABLE	D009781.02.608-3.AHA		117Sh.



GEHÄUSE
SCHUTZERDUNG

PE

003	AS BUILT	05.12.2005	AD	Date	05.06.2005	US STEEL KOSICE/SLOVAKIA	 AREVA	LIST OF EQUIPMENT	50.3023.01.A3.741.229		S=L08
002	Fact. -Rev.	09.11.2005	AD	Drawn	ADAM	50.3023.01			/ ZIF11		
001	Approval	20.09.2005	AD	Check	GRQHMANN	SUBSTATION T80			Typ: 05 CABLE		
NO.	Alteration	Date	Name	Std.	Orig.	iss.for	iss.by:	08	D009781.02.608-3.AHA		117St.

1	2	3	4	5	6	7	8
Slack- TITY	DESCRIPTION, DESIGN, TECHNICAL DATA APPLICATION	MANUFACTURER, TYPE, ORDERING DATA SETTINGS MOUNTING APPA. DESIG.	APPARATUS SYMBOL DIAGRAM REFERENCE TO INDIVIDUAL TREATMENT (CIRCUIT DIAGRAM, SHEET NO., CIRCUIT NO.)				
2	M.C.B. AUXILIARY SWITCH HH	MANUF.: GE POWER CONTROLS PO NO.: 566311 TYPE EP102 UC B6					
1	RATED CURRENT : 6A TECHNICAL COMPONENTS AUXILIARY SWITCH	CHARACTERISTIC : B TYP CB SH/HH-R ORDER NO 672570					
	APPLICATION CONTROL	SETTINGS MOUNTING +SIA.R BTM IDENTIFIER -F102					
	PROTECTION	+SIA.R -F103					
2	M.C.B. AUXILIARY SWITCH HH	MANUF.: GE POWER CONTROLS PO NO.: 566336 TYPE EP102 UC C0.5					
1	RATED CURRENT : 0.5A TECHNICAL COMPONENTS AUXILIARY SWITCH	CHARACTERISTIC : C TYP CB SH/HH-R ORDER NO 672570					
	APPLICATION MOTOR DRIVE	SETTINGS MOUNTING +SIA.R BTM IDENTIFIER -F121					
		+SIA.R -F121					
1	M.C.B. AUXILIARY SWITCH HH	HERST.: GE POWER CONTROLS BEST.NR.: 566594 TYPE EP63 C3					
1	RATED CURRENT : 3A TECHNICAL COMPONENTS AUXILIARY SWITCH	CHARACTERISTIC : C TYP CB SH/HH-R BESTELLNUMMER 672570					
	VERBODINGSZEK VOLT. TRANSF	EINBAUORT +SIA.R BTM-KENNZEICHEN -F451					
		MEASUREMENT					
1	M.C.B. AUXILIARY SWITCH HH	MANUF.: GE POWER CONTROLS PO NO.: 566516 TYPE EP61 C6					
1	RATED CURRENT : 6A TECHNICAL COMPONENTS AUXILIARY SWITCH	CHARACTERISTIC : C TYP CB SH/HH-R ORDER NO 672570					
	APPLICATION VOLT. TRANSF	SETTINGS MOUNTING +SIA.R BTM IDENTIFIER -F452					
		8-n MOUNTING					

03	AS BUILT	05.12.2005	AD	Date	06.06.2005	US STEEL KOSICE/SLOVAKIA	LIST OF EQUIPMENT	50.3023.01.A3.741.229	S=L08	/ ZIF2
02	Fact.-Rev.	06.11.2005	AD	Drawn	ADAM	50.3023.01	PANEL	Typ: 05	CABLE	Sheet 47
01	Approval	20.09.2005	AD	Checked	GROHMANN	SUBSTATION T80	08	D009781.02.608-3.AHA		117Sh.
NO.	Alteration	Date	Norm	Std.	Orig.	Iss. by:	Iss. for			

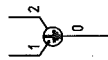
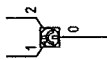
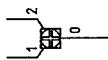
D00978102 Copyright as per DIN 34 to be observed!

H2015MD
ZIF2
ADAM

Z1F3
Sheet 48
117Sh.

03	AS BUILT	06.12.2005 AD	Date	06.06.2005	US STEEL KOSICE/SLOVAKIA	LIST OF EQUIPMENT	50.3023.01.A3.741.229	S=L08	/ ZIH1
02	Fact.-Rev.	06.11.2005 AD	Drawn	ADAM	50.3023.01				Sheet 19
01	Approval	20.09.2005 AD	Check	GROHMANN	SUBSTATION T80				117Sh.
NO.	Alteration	Date	Name/Std.	Orig.	Iss.for	Iss.by:	Typ: 05 CABLE	D009781.02.608-3.AHA	

1	2	3	4	5	6	7	8
SIUCK- TITY	DESCRIPTION, DESIGN, APPLICATION	MANUFACTURER, SETTINGS	TYPE, ORDERING MOUNTING	DATA APPA. DESIG.	APPARATUS SYMBOL DIAGRAM REFERENCE TO INDIVIDUAL TREATMENT (CIRCUIT DIAGRAM, SHEET NO., CIRCUIT NO.)	WITH REFERENCES TO DETAILS (CIRCUIT DIAGRAM, SHEET NO., CIRCUIT NO.)	REMARK
2	STELLUNGSMELDER RUECKMELDER	MANUF.: messMg PO NO.: EST-L-1746-08-330-21 TRENNSCHALTER	TYPE EST-L				
	TECHNICAL COMPONENTS	TYP					
	APPLICATION	SETTINGS	MOUNTING	BTN IDENTIFIER			
	CIRCUIT-BREAKER	ON/OFF	+SIA.T	-H01			
	CIRCUIT-BREAKER	ON/OFF	+SIA.T	-H02			
2	STELLUNGSMELDER RUECKMELDER	MANUF.: messMg PO NO.: EST-L-1746-08-231-21 SCHALTWAGEN	TYPE EST-L				
	TECHNICAL COMPONENTS	TYP					
	APPLICATION	SETTINGS	MOUNTING	BTN IDENTIFIER			
	SWITCHING TRUCK	SERVICE POS. TEST POS.	+SIA.T	-H011			
	SWITCHING TRUCK	SERVICE POS. TEST POS.	+SIA.T	-H021			
1	STELLUNGSMELDER RUECKMELDER	MANUF.: messMg PO NO.: EST-L-1746-08-131-21 ERDER	TYPE EST-L				
	TECHNICAL COMPONENTS	TYP					
	APPLICATION	SETTINGS	MOUNTING	BTN IDENTIFIER			
	EARTHING SWITCH	OFF/ON	+SIA.T	-H8			



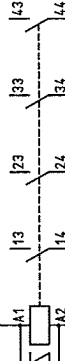
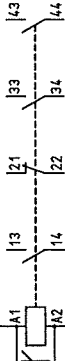
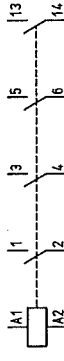
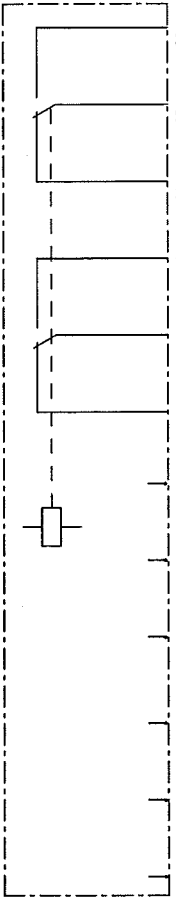
D00978102 Copyright as per DIN 34 to be observed!

12.12.2006
HJ0115MD
ZIK
ADAM

1	2	3	4	5	6	7	8
STUCK-TYTY	DESCRIPTION, DESIGN, TECHNICAL DATA	MANUFACTURER, TYPE, ORDERING DATA	APP. DESIG.	APPARATUS SYMBOL DIAGRAM	REFERENCE TO INDIVIDUAL TREATMENT	(CIRCUIT DIAGRAM, SHEET NO., CIRCUIT NO.)	WITH REFERENCES TO DETAILS
1	TIME RELAY OUTPUT PULSE t=50ms FUNCTION : IMPULSOEHNER TECHNICAL COMPONENTS	MANUF.: AREVA PO NO.: 701917/1 RATED VOLTAGE : 24-240AC/DC TYP ORDER NO	TYPE C27900				
10	AUXILIARY CONTACTOR MANUF.: Schneider Electric PO NO.: CA3-KN31 M03 RATED VOLTAGE : 220VDC TECHNICAL COMPONENTS	TYPE CA3-KN31 M03 MOUNTING : +S1A.R BTM IDENTIFIER : -K100 MOUNTING : +S1A.R BTM IDENTIFIER : -K100					
2	AUXILIARY CONTACTOR MANUF.: Schneider Electric PO NO.: CA3-KN31 M03+LAT KN13 RATED VOLTAGE : 220VDC TECHNICAL COMPONENTS	TYPE CA3-KN31 M03 MOUNTING : +S1A.R BTM IDENTIFIER : -K203 MOUNTING : +S1A.R BTM IDENTIFIER : -K203					
2	RELAY MANUF.: : ORD.NR.: : RATED VOLTAGE : 220VDC TECHNICAL COMPONENTS	TYPE : ORDERING NUMBER : MOUNTING : +S1A.R BTM IDENTIFIER : -K451A MOUNTING : +S1A.R BTM IDENTIFIER : -K451B					
3	AS BUILT Date 06.06.2005 Fact.-Rev. 09.11.2005 AD Approval 20.09.2005 AD Alteration	US STEEL KOSICE/SLOVAKIA 50.3023.01 SUBSTATION T80 Orig: : Iss.for : Iss.by : Panel : 08	LIST OF EQUIPMENT 50.3023.01.A3.741.229 S -L08 Typ: 05 CABLE D009781.02.608-3.AHA				

03	AS BUILT	05.12.2005	AD	Date	06.06.2005	US STEEL KOSICE/SLOVAKIA	LIST OF EQUIPMENT	50.3023.01.A3.741.229	S=L08	/ZK2
02	Fact.-Rev.	09.11.2005	AD	Drawn	ADAM	50.3023.01				
01	Approval	20.05.2005	AD	Check	GROHMANN	SUBSTATION T80				
NO.	Alteration	Date	Name/Std.	Iss. by:	Iss. for:	Orig:	PANEL 08	Typ: 05 CABLE	D009781.02.608-3.AHA	117SL

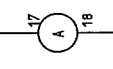
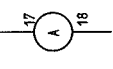
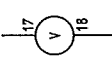
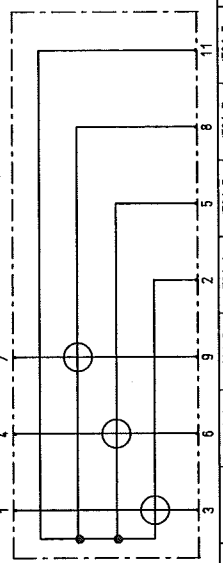
1	2	3	4	5	6	7	8
SIUCK- TITY	DESCRIPTION, DESIGN, TECHNICAL DATA APPLICATION	MANUFACTURER, TYPE, ORDERING DATA MOUNTING	APPA. DESIG.	APPARATUS SYMBOL DIAGRAM REFERENCE TO INDIVIDUAL TREATMENT (CIRCUIT DIAGRAM, SHEET NO., CIRCUIT NO.)	WITH REFERENCES TO DETAILS		
2	TIME RELAY RUECKFALLVERZOEGERT 30MIN VOLTAGE : 230V AC TECHNICAL COMPONENTS : ORDER NO	SCHIELE MANUF.: PO NO.: TYPE MFS					
	APPLICATION	SETTINGS	MOUNTING	BTM IDENTIFIER			
	FAN		+S1A.R	-K320			
	FAN		+S1B.R	-K320			
2	AUXILIARY RELAY 0/S/W 01/05/00 AUXILIARY VOLTAGE : 230V AC TECHNICAL COMPONENTS : ORDER NO	TELEMECANIQUE MANUF.: PO NO.: TYPE LC1 DT20 20P7					
	APPLICATION	SETTINGS	MOUNTING	BTM IDENTIFIER			
	FAN CONTROL		+S1A.R	-K101			
	FAN CONTROL		+S1B.R	-K101			
4	AUXILIARY RELAY 3S/10E AUXILIARY VOLTAGE : 230V AC TECHNICAL COMPONENTS : ORDER NO	SCHNEIDER MANUF.: PO NO.: TYPE CA2-KN31 P72					
	APPLICATION	SETTINGS	MOUNTING	BTM IDENTIFIER			
	FAN	CONTROL	+S1A.R	-K102			
	FAN	CONTROL	+S1B.R	-K102			
	FAN	CONTROL	+S1A.R	-K320_A			
	FAN	CONTROL	+S1A.R	-K320_B			
4	AUXILIARY RELAY 4S AUXILIARY VOLTAGE : 230V DC Technical components per device : Ordering number	SCHNEIDER Manuf. Ord.No.: Type:CA3-KN40 M03					
	APPLICATION	SETTINGS	MOUNTING	BTM IDENTIFIER			
	FAN		+S1A.R	-K400			
	FAN		+S1B.R	-K401			



D0978102 Copyright as per DIN 34 to be observed!

22.12.2006
HJ015M0
ZIF
ADAM

03	AS BUILT	16.12.2006 AD	Date	16.06.2005	US STEEL KOSICE/SLOVAKIA	LIST OF EQUIPMENT	50.3023.01.A3.741.229	S=108	/ ZIFI
02	Fact.-Rev.	09.11.2005 AD	Drawn	ADAM	50.3023.01				Sheet 52
01	Approval	20.09.2005 AD	Check	GROHMANN	SUBSTATION 180				117Sh.
NO.	Alteration	Date	Norm.Std.	Orig.	Iss. by:	Iss. for	Typ: 05	CABLE	D009781.02.608-3.AHA

1	2	3	4	5	6	7	8
SLUCK- TITY	DESCRIPTION, DESIGN, TECHNICAL DATA APPLICATION	MANUFACTURER, TYPE, ORDERING DATA SETTINGS MOUNTING APPA. DESIG.	APPARATUS SYMBOL DIAGRAM REFERENCE TO INDIVIDUAL TREATMENT (CIRCUIT DIAGRAM, SHEET NO., CIRCUIT NO.)	WITH REFERENCES TO DETAILS			
1	MEAS. UNIT BI-METALLIC AMMETER SCALE: 20% OVERLOAD MEASUREMENT VARIABLE: 1A TECHNICAL COMPONENTS	MANUF.: WEIGEL PO NO.: TRANSFORMER CONNECTION ?A/1A TYP : ORDER NO	TYPE B1072K MOUNTING : BTM IDENTIFIER : -P402				
2	MEAS. UNIT MOVING-IRON AMMETER SCALE: 100 % OVERLOAD MEASUREMENT VARIABLE: 1A TECHNICAL COMPONENTS	MANUF.: WEIGEL PO NO.: TRANSFORMER CONNECTION ?A/1A TYP : ORDER NO	TYPE E072K MOUNTING : BTM IDENTIFIER : -P403				
3	MEAS. UNIT VOLTMETER MOVING-IRON MEASUREMENT VARIABLE: V TECHNICAL COMPONENTS	MANUF.: WEIGEL PO NO.: MOVING-IRON TYP : ORDER NO	TYPE E072K MOUNTING : BTM IDENTIFIER : -P451 -P452 -P453				
1	METER Manuf.: LANDIS & GYR Ord.No. : Type: ZMD 400 Technical components per device Type : Ordering number	Manuf.: LANDIS & GYR Type: ZMD 400 MOUNTING : BTM IDENTIFIER : -P421					

03	AS BUILT	06.12.2005	ID	Date	06.06.2005	US STEEL KOSICE/SLOVAKIA		LIST OF EQUIPMENT	50.3023.01.A3.741.229		S=L08
	Fact.-Rev.	09.11.2005	ID	Drawn ADAM	50.3023.01						
01	Approval	20.09.2005	ID	Check GROHMANN		SUBSTATION T80		PANEL	Type: D5 CABLE	D009781.02.608-3. AHA	Sheet53 117Sh.
NQ.	Alteration		Name/Sid.	Date	Iss.for	Orig.	iss.by:	08			

1	2	3	4	5	6	7	8
SUCK- TITY	DESCRIPTION, DESIGN, TECHNICAL DATA APPLICATION	MANUFACTURER, TYPE, ORDERING DATA SETTINGS MOUNTING APPA. DESIG.	APPARATUS SYMBOL DIAGRAM REFERENCE TO INDIVIDUAL TREATMENT (CIRCUIT NO., CIRCUIT NO.)	WITH REFERENCES TO DETAILS CIRCUIT DIAGRAM, SHEET NO., CIRCUIT NO.)			
2	PB PUSH-BUTTON OFF RED-AND-WHITE CIRCLE	MANUF.: Schneider Electric PO NO.: RED-AND-WHITE CIRCLE TYPE HARMONY Style 5					
1	SWITCHING CONTACTS : ZS, 10	CONTACT SEQUENCE :					
1	TECHNICAL COMPONENTS :	TYP					
1	RED-AND-WHITE CIRCLE S071457	ZBS-AA432					
1	FIXING FLANGE S071460	ZBS-AZ009					
1	AUXIL SWITCH (NO) S071461	ZBE-101					
1	AUXIL SWITCH (NC) S071462	ZBE-102					
	APPLICATION	SETTINGS	MOUNTING	SYM IDENTIFIER			
	CIRCUIT-BREAKER OFF	-S1A.T	-S01A	/R01.3			
	CIRCUIT-BREAKER OFF	-S1A.T	-S02A	/R01.4			
2	PB PUSHBUTTON ON GREEN-AND-WHITE BAR	MANUF.: Schneider Electric PO NO.: GREEN-AND-WHITE BAR TYPE HARMONY Style 5					
1	SWITCHING CONTACTS : ZS 10	CONTACT SEQUENCE :					
1	TECHNICAL COMPONENTS :	TYP					
1	GREEN-AND-WHITE BAR S071458	ZBS-AA431					
1	FIXING FLANGE S071460	ZBS-AZ009					
1	AUXIL SWITCH (NO) S071461	ZBE-101					
1	AUXIL SWITCH (NC) S071462	ZBE-102					
	APPLICATION	SETTINGS	MOUNTING	SYM IDENTIFIER			
	CIRCUIT-BREAKER ON	-S1A.T	-S01E	/R01.3 /R01.6 /R09.5			
	CIRCUIT-BREAKER ON	-S1A.T	-S02E	/R01.4 /R02.6 /R09.5			
1	SWITCH INSCRIPTION: 1=LOCAL 2=REMOTE	MANUF.: SONTHEIMER PO NO.: WS4/8ZN/NS-TI.0511+T TYPE WS4/8ZN/NS					
	SWITCHING CONTACTS : 4	POSITIONS : 2					
	TECHNICAL COMPONENTS :	TYP					
	APPLICATION	SETTINGS	MOUNTING	SYM IDENTIFIER			
	DOUBLE THROW SWITCH LOCAL/OFF/REMOTE	-S1A.T	-S200	/R01.6 /R02.6 /R01.7 /R04.6			

Copyright as per DIN 34 to be observed!

D0978102

HJ015MD
Z15
ADAM

22.12.2006

AS BUILT 05.12.2005 AD Date 06.06.2005 US STEEL KOSICE/SLOVAKIA LIST OF EQUIPMENT

Fact.-Rev. 09.11.2005 AD Drawn ADAM 50.3023.01

Approval 20.09.2005 AD Check GROHMANN SUBSTATION T80

Alteration Date Name Std. Orig.: Iss.by: Panel

50.3023.01.A3.741.229 SI=L08

Typ: 05 D009781.02.608-3.AHA

CABLE

Sheet 54 / Z151

117Sh.

1	2	3	4	5	6	7	8
DESCRIPTION, DESIGN, TECHNICAL DATA APPLICATION	SETTINGS	MANUFACTURER, TYPE, ORDERING DATA MOUNTING	APPARATUS SYMBOL DIAGRAM REFERENCE TO INDIVIDUAL TREATMENT (CIRCUIT DIAGRAM, SHEET NO., CIRCUIT NO.)	WITH REFERENCES TO DETAILS			
1	TRANSUCER PROGRAMMIERBARER MULTI-MESSUMFORMER	MANUF.: GOSSEN PO NO.: TYPE SINEAX DME424/442					
INPUT TECHNICAL COMPONENTS		OUTPUT TYP					
APPLICATION MULTIFUNCTION		CONVERTER					
SETTINGS		MOUNTING *S1A.R	BTM IDENTIFIER -U401				
APPROVAL							
MULTIFUNCTION							

102 09789 D

Copyright as per DIN 34 to be observed!

22.12.2006
HJO 15MD
Z101
ADAM

NO. Alteration Date Name Std. Ortg. Iss. for

03 AS BUILT 05.12.2005 AD Date 06.06.2005

02 Fact.-Rev. 09.11.2005 AD Drawn ADAM

01 Approval 20.09.2005 AD Check GROHMANN

US STEEL KOSICE/SLOVAKIA

SUBSTATION T80

50.3023.01

50.3023.01

LIST OF EQUIPMENT

PANEL 08

50.3023.01.A3.744.229

S=108

Typ: 05

CABLE

D009781.02.608-3.AHA

117Sh

1701

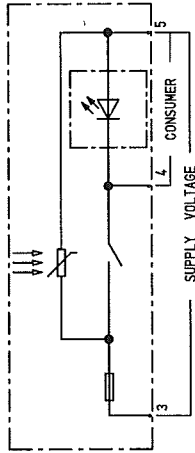
Sheet 55

1701

Sheet 55

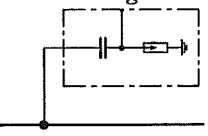
03	AS BUILT	05.12.2005 AD	Date	06.06.2005	US STEEL KOSICE/SLOVAKIA	LIST OF EQUIPMENT	50.3023.01.A3.741.229	S=L08	/ Z281
02	Fact.-Rev.	09.11.2005 AD	Drawn	ADAM	50.3023.01				Sheet 56
01	Approval	20.09.2005 AD	Checked	GROHMANN	SUBSTATION T80				1175h
NO.	Alteration	Date	Named	Std.	Orig.	Iss. for	Iss. by:	Typ: 05 CABLE	D009781.02.608-3.AHA

1	2	3	4	5	6	7	8
SLUCK-TITTY	DESCRIPTION, DESIGN, TECHNICAL DATA	MANUFACTURER, TYPE, ORDERING DATA	APPARATUS SYMBOL DIAGRAM	REFERENCE TO INDIVIDUAL TREATMENT	(CIRCUIT DIAGRAM, SHEET NO., CIRCUIT NO.)	WITH REFERENCES TO DETAILS	REMARK
6	DIODE SENSOR-DIODE FÜR ILIS	MANUF.: PO NO.: ILIS	TYPE				
	TECHNICAL COMPONENTS	TYP	ORDER NO				
	APPLICATION	SETTINGS	MOUNTING	BTM IDENTIFIER			
			+S2A	-B311	/N01.3		
			+S2A	-B312	/N01.4		
			+S2A	-B313	/N01.5		
			+S2B	-B311	/N02.3		
			+S2B	-B312	/N02.4		
			+S2B	-B313	/N02.5		
6	LUEFTERINDIKATOR	MANUF.: PO NO.: KRIWAN	TYPE 52N102S21				
	SPANNUNG	: 230V AC					
	TECHNICAL COMPONENTS	TYP	ORDER NO				
	APPLICATION	SETTINGS	MOUNTING	BTM IDENTIFIER			
	FAN	INDIKATOR	+S2A	-B101	/D03.2	/D03.2	
	FAN	INDIKATOR	+S2A	-B102	/D03.4	/D03.4	
	FAN	INDIKATOR	+S2A	-B103	/D03.6	/D03.6	
	FAN	INDIKATOR	+S2B	-B101	/D04.3	/D04.3	
	FAN	INDIKATOR	+S2B	-B102	/D04.5	/D04.4	
	FAN	INDIKATOR	+S2B	-B103	/D04.6	/D04.6	



D0978102 Copyright as per DIN 34 to be observed!

22.12.2008
L08
ZZC1
ADAM

1	2	3	4	5	6	7	8
Sluck- TITY	DESCRIPTION, DESIGN, TECHNICAL DATA APPLICATION	SETTINGS	MANUFACTURER, TYPE, ORDERING DATA MOUNTING	APPA. DESIG.	APPARATUS SYMBOL DIAGRAM REFERENCE TO INDIVIDUAL TREATMENT (CIRCUIT DIAGRAM, SHEET NO., CIRCUIT NO.)	WITH REFERENCES TO DETAILS (CIRCUIT DIAGRAM, SHEET NO., CIRCUIT NO.)	REMARK
3	IVIS POST INSULATOR	MANUF.: AREVA/SW PO NO.:	TYPE IVIS				
TECHNICAL COMPONENTS							
APPLICATION		SETTINGS	MOUNTING	BTM IDENTIFIER			
CAP. TAPPING			+SZA	-CL1	/102.2		
CAP. TAPPING			+SZA	-CL2	/102.4		
CAP. TAPPING			+SZA	-CL3	/102.6		

03	AS BUILT	05.12.2005 AD	Date	05.06.2005	US STEEL KOSICE/SLOVAKIA	LIST OF EQUIPMENT	50.3023.01.A3.741.229	S=L08	/ZZC1
02	Fact.-Rev.	09.11.2005 AD	Drawn	ADAM	50.3023.01				
01	Approval	20.09.2005 AD	Check	GROHMANN	SUBSTATION T80				
NO.	Alteration	Date	Name/Std.	Orig.	Iss. for	Iss. by:	Typ: 05 CABLE	D009781.02.608-3.AHA	Sheet 57 117Sh.

Z2E1
Sheet 58
117 Sh.

Copyright as per DIN 34 to be observed!

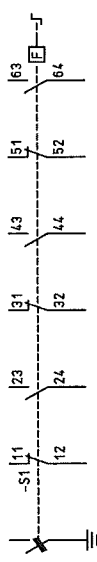
22.12.2006
HJ0115MD
Z2P
ADAM

1	2	3	4	5	6	7	8	
DESCRIPTION, DESIGN, TECHNICAL DATA APPLICATION SETTINGS		MANUFACTURER, TYPE, ORDERING DATA MOUNTING APPA. DESIG.		APPARATUS SYMBOL DIAGRAM REFERENCE TO INDIVIDUAL TREATMENT (CIRCUIT DIAGRAM, SHEET NO., CIRCUIT NO.)				
1	INDICATOR INTELLIGENT	MANUF.: AREVA Sachsenwerk PO NO.: VOLT	TYPE IVIS INFORMATION SYSTEM					REMARK
TECHNICAL COMPONENTS : ORDER NO								
APPLICATION : PO NO. : MOUNTING : SETTING : IDENTIFIER : IVIS : : +SZA : -P100 : :								

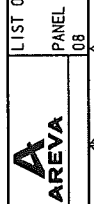
03	AS BUILT	05.12.2005 AD	Date	06.06.2005	US STEEL KOSICE/SLOVAKIA	LIST OF EQUIPMENT		50.3023.01.A3.741.229	S	=L08	/ Z2P1
02	Fact.-Rev.	09.11.2005 AD	Date	Drawn ADAM	50.3023.01	PANEL					
01	Approval	20.06.2005 AD	Date	Check GROHMANN	SUBSTATION T80	PANEL					
NO.	Alteration	Date	Name	Std.	Orig.	Iss. for		Iss. by:			
					D009781.02.608-3.AHA		D009781.02.608-3.AHA				

00978102 Copyright as per DIN 34 to be observed!

22.12.2006
HJ0115MD
=L08
Z201
ADAM

1	2	3	4	5	6	7	8
1	DESCRIPTION, DESIGN, TECHNICAL DATA APPLICATION	SETTINGS	MANUFACTURER, TYPE, ORDERING DATA MOUNTING	APPA. DESIG.	APPARATUS SYMBOL DIAGRAM REFERENCE TO INDIVIDUAL TREATMENT (CIRCUIT DIAGRAM, SHEET NO., CIRCUIT NO.)	WITH REFERENCES TO DETAILS (CIRCUIT DIAGRAM, SHEET NO., CIRCUIT NO.)	REMARK
1	EARTHING SWITCH	MANUF.: AREVA PO NO.:	TYPE KGE 80/24-2				
TECHNICAL COMPONENTS		TYP	ORDER NO				
APPLICATION EARTHING SWITCH		SETTINGS	MOUNTING +SZA	BTM IDENTIFIER -08			

03	AS BUILT	05.12.2005	AD	Date	06.06.2005	US STEEL KOSICE/SLOVAKIA	LIST OF EQUIPMENT	50.3023.01.A3.741.229	S1=L08	/ Z201
02	Fact. -Rev.	05.11.2005	AD	Drawn	ADAM	50.3023.01				
01	Approval	20.09.2005	AD	Check	GROHMANN	SUBSTATION T80				
NO.	Alteration	Date	Name	Std.	Orig.	Iss. for	Iss. by:	Typ: 05 CABLE	D009781.02.608-3.AHA	Sheet 60 117Sh.



03	AS BUILT	05.12.2005	AD	Date	05.06.2005	US STEEL KOSICE/SLOVAKIA		LIST OF EQUIPMENT		50.3023.01.43.741.229	S=L08	/ ZS1
02	Fact.-Rev.	09.11.2005	AD	Drawn	ADAM	50.3023.01						
01	Approval	20.09.2005	AD	Check	GROHMANN	SUBSTATION T80			PANEL 08	Typ: 05 CABLE	D009781.02.608-3.AHA	117St.
00	Approval			Date	Name/Str	Drin:	iss by:					

[illegible]

033	AS BUILT	05.12.2005	AD	Date	05.05.2005	US STEEL KOSICE/SLOVAKIA		LIST OF EQUIPMENT		50.3023.01.A3.741.229	S=L08	7 Z2Y1
	Fact. - Rev.	09.11.2005	AD	Drawn	ADAM	50.3023.01			PANEL	Typ: 05		
001	Approval	20.09.2005	AD	Check	GRÜHMANN	SUBSTATION T80			08	CABLE		
QNO.	Alteration	Date	Name	Sid.	Orig.	Iss. for	Iss. by:	D009781.02.608-3.AHA				

[illegible]

	AS BUILT	06.12.2009	AD	Date	06.06.2005	US STEEL KOSTICE/SLOVAKIA		LIST OF EQUIPMENT		50_3023.01.A3.741_229	S =L08
03	Fact.-Rev.	09.11.2005	AD	Drown ADAM	50_3023_01			PANEL	Type: 05 CABLE	/ ZS51	
02	Approval	20.09.2005	AD	CHECK GEORHMANN	SUBSTATION T80			08	D009781_02_608-3_AHA	Sheet 66 117/5h	
01	Name Sd.				Or ig:						
	Date										
	Alteration										
	Signature										

	1	2	Δ	3	4	Δ	5	6	7	8
03 AS BUILT	05.12.2005 AD	Date	06.06.2005	US STEEL KOSICE/SLOVAKIA				LIST OF EQUIPMENT		
02 Fact.-Rev.	09.11.2005 AD	Drawn by:	ADAM	50_3023_01				50_3023_01.A3.741.229 S=L08		
01 Approval	20.09.2005 AD	Checked by:	GROHMANN	SUBSTATION T80		AREVA		PANEL	Type: 05	Sheet 67 / 2311
INO Alteration	Date	Name/Std.		Orig.: iss.for:		iss.by:		08	CABLE	117Sh.
				Δ		Δ		D009781.02..608-3_AHA		

[illegible]

[illegible]

NO.	CABLE	WIRES USED	SHEET STATE	CABLE-TYPE SECTION	CORES	ROUTE	CIRCUIT DIAGRAM	CABLE MATERIAL	Ø	COLOR	TERM. TYPE	8
<div style="display: flex; justify-content: space-between;"> <div> <p>STANDARD: H07V-K 1.5MM2 SW STANDARD: UKK83</p> </div> <div> <p>-X1</p> </div> </div>												
RÜCK-REF.	NO	CORES/LINE	DESTINAT.	DESIG.	EXTERNAL	POT	NO	DESTINAT.	DESIG.	INTERN	CORES/LINE	REMARK
/001.4						17L1	21		-F107	2		
/003.2						107L1	22		-K101	1 Q		
/002.2					9	107L1	23		-K320	25 Q		
/003.8						107L1	24		-K320	15 Q		
/001.4					3	N	25		-X101	002		
/002.2					10	N	26		-X101	005		
/003.7					A2	N	27		-X101	008		
/003.4						N	28		-X101	C11		
/003.5						N	29		-X101	C14		
/003.6						N	30		-X101	D01		
/003.2						N	31		-X101	D01		
/003.4							32		-X101	C07		
/003.5							33		-X101	C13		
/003.7							34		-X101	C03		
/003.4							35		-X101	C09		
/003.6							36		-X101	C15		
/003.3							37		-X101	C04		
/003.5							38		-X101	C10		
/003.6					A1		39		-X101	C16		
/001.6					2	127L1	41		-X04	B07		
/001.6					4	N	42		-X04	B08		
/004.7					B09	127L1	43		-K320.B	13		
/004.7					B10		44		-K320.B	14		
/004.7					B11		45		-K320.B	33		
/004.7					B12		46		-K320.B	34		

Copyright as per DIN 34 to be observed!

D00978102

US STEEL KOSICE/SLOVAKIA

50.3023.01

AS BUILT

Date 06.06.2005

Fact.-Rev.

Drawn ADAM

Approval

Check BROHMANN

Alteration

Date

Orig.

Substation T80

Iss. for

Iss. by

Panel

Terminal Diagram

50.3023.01.A3.741.229

V-L08

Typ: 05

CABLE

D009781.02.608-3.AHA

Sheet

7

8

03	AS BUILT	06.12.2006	AD	Date	06.05.2005	US STEEL KOSICE/SLOVAKIA
02	Fact.-Rev.	09.11.2005	AD	Drawn	ADAM	50_3023_01
01	Approval	20.09.2005	AD	Check	GROHMANN	SUBSTATION T80
UN	Alteration	Date	Name	Eid	Iss. for	Iss. by:
						
TERMINAL DIAGRAM						
						V = L08 +STA_R
50_3023_01.A3.741.229						
Type: 05						Sheet
CABLE						D009781-02_608-3_AHA
OR						Sh.

[illegible]

AS BUILT	05.12.2006	AD	Date	06.06.2005	US STEEL KOSTICE/SLOVAKIA
Fact.-Rev.	09.11.2005	AD	Drawn	ADAM	50.3023.01
Approval	20.09.2005	AD	Check	GEORGMANN	SUBSTATION T80
Alteration	Date			Orig:	Iss:



303	AS BUILT	05.12.2005	AD	Date	05.06.2005	US STEEL KOSTICE/SLOVAKIA	 AREVA	TERMINAL DIAGRAM 50_3023_01	50_3023_01.A3.741.229 V=L08 *SIA.R	/ K30 Sheet
302	Fact.-Rev.	09.11.2005	AD	Drawn	ADAM	50_3023_01				
301	Approval	20.09.2005	AD	Check	GROHMANN	SUBSTATION T80	PANEL 08	Type: 05 CABLE	D009781.02.608-3.AHA 08	SIA

[illegible]

[illegible]

003	AS BUILT	05.12.2005	AD	Date	05.06.2005	US STEEL KOSICE/SLOVAKIA	 AREVA	TERMINAL DIAGRAM	
002	Fact.-Rev.	09.11.2005	AD	Drawn/ADAN	50.3023.01			V=L08	
001	Approval	20.09.2005	AD	Check GROHMANN	SUBSTATION T80			+S1A.R	
NO.	Alteration	Date	Name/Sid.	Orla:	Iss.for	Iss.by:	Type: 05 CABLE		Sheet / K31
							D009781.02.608-3.AHA		Sh:

[illegible]

03	AS BUILT	05.12.2005	AD	Date	06.08.2005	US STEEL KOSICE/SLOVAKIA	 AREVA	TERMINAL DIAGRAM			50_3023_01.A3.741.229		V=L08 *S1A.R			
02	Fact.-Rev.	09.11.2005	AD	Drawn	ADAM	50_3023_01			PANEL			Typ: 05		/ K30		
01	Approval	20.09.2005	AD	Checked	GROHMANN	SUBSTATION T80			08			CABLE		Sheet		
NO.	Alteration	Date	Name	Std.	Orig.:	iss.for	iss.by:				6		7		8	

[illegible]

1		2		3		4		5		6		7		8							
NO		CABLE		WIRES USED SHEET STATE		CABLE-TYPE SECTION		CORES		-ROUTE		CIRCUIT DIAGRAM		CABLE MATERIAL		Ø		COLOR		TERM. TYPE	

[illegible]

1	2	3	4	5	6	7	8
CROSS CONNECTION							
POTENTIAL ITEM	CABLE MATERIAL COLOR	OUTPUT TERMINAL	DESTINATION 1	DESTINATION 2	DESTINATION 3	DESTINATION 4	DESTINATION 5
REFERENCE							DESTINATION 6
D01	AC230V.L1 1 1.5MM2 H07V-K SW	-X0	2 -F117	1 -F127	1		
D02	117/L1 1 1.5MM2 H07V-K SW	-X1	23 -F320	9 -F320	13 -F320	16	
D02	N						
D03	1 1.5MM2 H07V-K SW	BL	26 -F320	10 -K320.A	A2 -K320.B	A2	
D03	1 1.5MM2 H07V-K SW		-K101	A1 -K320	18		
D03	1 1.5MM2 H07V-K SW		-K320	Y1 -K320.A	33		
D03	1 1.5MM2 H07V-K SW		-K320	Z2 -K320.A	34		
D03	107/L1 1 1.5MM2 H07V-K SW	-X1	22 -K101	1 -K101	3 -K101	5	
D03	107/L1 1 1.5MM2 H07V-K SW	-X1	23 -K320	25 -K320.A	13		
D03	107/L1 1 1.5MM2 H07V-K SW	-X1	24 -K320	15 -K320	A1		
D03	N						
D03	1 1.5MM2 H07V-K SW	BL	27 -K101	A2 -K102	A2 -K320	A2	
D03	1 1.5MM2 H07V-K SW	-X1	34 -K320	28 -K320.A	14		
600	60F+ 1 1.5MM2 H07V-K SW	-X0	5 -K203	13 -K203	33		
601	DC220V.L+ 2 2.5MM2 H07V-K SW	-X0	12 -F102	1 -F103	1 -F111	1 -F121	
601	DC220V.L- 2 2.5MM2 H07V-K SW	-X0	14 -F102	3 -F103	3 -F111	3 -F121	
602	1 1.5MM2 H07V-K SW		-K451A	54 -K451A	82		
602	1 1.5MM2 H07V-K SW		-K451A	81 -K451B	54		
602	04L+ 1 1.5MM2 H07V-K SW	-X4	419 -F451	22 -F452	22		
602	1 1.5MM2 H07V-K SW	-X4	420 -F451	21 -F452	21		
M01	102L- 1 1.5MM2 H07V-K SW	-X1	122 -K01E	34 -K201	A2		
M01	1 1.5MM2 H07V-K SW	-X1	136 -K01A	14 -K201	14		
<div> <div> 03 AS BUILT 05.12.2005 AD Date 05.06.2005 US STEEL KOSICE/SLOVAKIA 02 Fact. -Rev. 09.11.2005 AD Drawn ADAM 50.3023.01 01 Approval 20.09.2005 AD Check GROHMANN SUBSTATION T80 NO Alteration Date Name Std. Iss. for Iss. by: </div> <div> </div> <div> CROSS CONNECT. LIST RELAY BOX PANEL 08 </div> </div>							
50.3023.01.A3.741.229				V=L08		+S1A.R	
Typ: 05				CABLE		D009781.02.608-3.AHA	
						Sheet	
						Sh.	

D00978102 Copyright as per DIN 34 to be observed

CROSS CONNECTION									
REFERENCE	POTENTIAL ITEM GR. SECTION	CABLE MATERIAL COLOR	OUTPUT TERMINAL	DESTINATION 1	DESTINATION 2	DESTINATION 3	DESTINATION 4	DESTINATION 5	DESTINATION 6
M01	1 1.5MW2	H07V-K SW	-X1	139 -K01A	13 -K01E	13			
M01	1 1.5MW2	H07V-K SW	-X1	140 -K01E	14 -K201	21			
M02	102L- 1 1.5MW2	H07V-K SW	-X1	125 -K02E	34 -K202	A2			
M02	1 1.5MW2	H07V-K SW	-X1	156 -K02A	14 -K202	14			
M02	1 1.5MW2	H07V-K SW	-X1	159 -K02A	13 -K02E	13			
M02	1 1.5MW2	H07V-K SW	-X1	160 -K02E	14 -K202	21			
M03	1 1.5MW2	H07V-K SW	-X1	130 -K01A	A2 -K01E	A2 -K02A	A2 -K02E	A2 -K01	A2 -K02
	----->			-K451A	A2 -K451B	A2			
M04	1 1.5MW2	H07V-K SW		-A100 -X20	1 -K01A	A1			
M04	1 1.5MW2	H07V-K SW		-A100 -X20	3 -K01E	A1			
M04	1 1.5MW2	H07V-K SW		-A100 -X20	5 -K02A	A1			
M04	1 1.5MW2	H07V-K SW		-A100 -X20	7 -K02E	A1			
M04	102L+ 1 1.5MW2	H07V-K SW	-X1	120 -A100 -X20	11 -A100 -X20	13 -A100 -X20	15 -A100 -X20	17	
P02	1 1.5MW2	H07V-K SW	-X9	905 -X01	B11 -K400	13			
P02	1 1.5MW2	H07V-K SW	-X9	919 -X01	B12 -K400	14			
002	1 1.5MW2	H07V-K SW		-A100 -X10	10 -A100 -X10	40			
004	1 1.5MW2	H07V-K SW		-A100 -X10	37 -K204	34			
004	03L+ 1 1.5MW2	H07V-K SW	-X8	808 -F111	12 -F121	12 -F451	12 -F452	12	
004	1 1.5MW2	H07V-K SW	-X8	833 -F111	11 -F121	11			
004	1 1.5MW2	H07V-K SW	-X8	837 -F451	11 -F452	11			
				CROSS CONNECTION LIST					
				RELAY BOX					
				PANEL					
				08					
				Iss. by:					
				4					
				5					
				6					
				7					
				8					
Copyright as per DIN 34 to be observed									
D0978102									
08.01.2007									
03 AS BUILT 06.12.2005 AD Date 06.06.2005 US STEEL KOSICE/SLOVAKIA									
02 Fact. -Rev. 06.11.2005 AD Drawn ADAM 50.3023.01									
01 Approval 20.09.2005 AD Check GROHMANN SUBSTATION T80									
NO. Alteration Date Name/Std. Orig. Iss. for									
1									
2									
3									
4									
5									
6									
7									
8									
V=08									
+S1A.R									
/ 011									
D009781.02.608-3.AHA									
Sheet									
Sh.									

Copyright as per DIN 34 to be observed!

CROSS CONNECTION										6	7	8
REFERENCE	POTENTIAL ITEM CR. SECTION	CABLE MATERIAL COLOR	OUTPUT TERMINAL	DESTINATION 1	DESTINATION 2	DESTINATION 3	DESTINATION 4	DESTINATION 5	DESTINATION 6			
005	03L- 1 1.5MW2	H07V-K SW		-A100 -X11	10 -A100 -X11	40						
005	03L+ 1 1.5MW2	H07V-K SW	-X8	811 -F102	12 -F103	12 -F117	12 -F127	12 -F203	12 -F310	9		
	----->											
005	03L- 1 1.5MW2	H07V-K SW	-X8	817 -K203	A2 -K204	A2						
006	1 1.5MW2	H07V-K SW		-A100 -X30	2 -U401	17						
006	1 1.5MW2	H07V-K SW		-A100 -X30	3 -U401	18						
006	1 1.5MW2	H07V-K SW		-A100 -X30	6 -U401	15						
006	1 1.5MW2	H07V-K SW		-A100 -X30	7 -U401	16						
006	1 1.5MW2	H07V-K SW		-A100 -X30	32 -U401	19						
006	1 1.5MW2	H07V-K SW		-A100 -X30	33 -U401	20						
006	1 1.5MW2	H07V-K SW		-A100 -X30	36 -U401	21						
006	1 1.5MW2	H07V-K SW		-A100 -X30	37 -U401	22						
006	1 1.5MW2	H07V-K SW	-X8	848 -F102	11 -F103	11 -F117	11 -F127	11 -F203	11 -K102	14		
009	1 1.5MW2	H07V-K SW		-K01E	44 -K02E	44						
009	102L+ 1 1.5MW2	H07V-K SW	-X4	402 -K01E	43 -K02E	43 -K201	33					
R01	1 1.5MW2	H07V-K SW		-K01A	22 -K01E	21						
R01	1 1.5MW2	H07V-K SW		-K02A	22 -K02E	21						
R01	1 1.5MW2	H07V-K SW	-X4	416 -F102	22 -F103	22 -F111	22 -F117	22 -F121	22 -F127	22		
	----->											
R01	1 1.5MW2	H07V-K SW	-X4	417 -F102	21 -F103	21 -F111	21 -F117	21 -F121	21 -F127	21		
GROSS CONNECT. LIST										V=L08		
RELAY BOX										+S1A.R		
PANEL										Typ: 05		
08										CABLE		
Iss. by:										D009781.02. 608-3. AHA		
Iss. for												
Date												
Name/Std.												
Date												
Name/Std.												
Date												
Name/Std.												
Date												
Name/Std.												
Date												
Name/Std.												
Date												
Name/Std.												
Date												
Name/Std.												
Date												
Name/Std.												
Date												
Name/Std.												
Date												
Name/Std.												
Date												
Name/Std.												
Date												
Name/Std.												
Date												
Name/Std.												
Date												
Name/Std.												
Date												
Name/Std.												
Date												
Name/Std.												
Date												
Name/Std.												
Date												
Name/Std.												
Date												
Name/Std.												
Date												
Name/Std.												
Date												
Name/Std.												
Date												
Name/Std.												
Date												
Name/Std.												
Date												
Name/Std.												
Date												
Name/Std.												
Date												
Name/Std.												
Date												
Name/Std.												
Date												
Name/Std.												
Date												
Name/Std.												
Date												
Name/Std.												
Date												
Name/Std.												
Date												
Name/Std.												
Date												
Name/Std.												
Date												
Name/Std.												
Date												
Name/Std.												
Date												
Name/Std.												
Date												
Name/Std.												
Date												
Name/Std.												
Date												
Name/Std.												
Date												
Name/Std.												
Date												
Name/Std.												
Date												
Name/Std.												
Date												
Name/Std.												
Date												
Name/Std.												
Date												
Name/Std.												
Date												
Name/Std.												
Date												
Name/Std.												
Date												
Name/Std.												
Date												
Name/Std.												
Date												
Name/Std.												
Date												
Name/Std.												
Date												
Name/Std.												
Date												
Name/Std.												
Date												
Name/Std.												
Date												
Name/Std.												
Date												
Name/Std.												
Date												
Name/Std.												
Date												
Name/Std.												
Date												
Name/Std.												
Date												
Name/Std.												
Date												
Name/Std.												
Date												

Copyright as per DIN 34 to be observed

003	AS BUILT	05.12.2006	AD	Date	05.06.2005	US STEEL KOSICE/SLOVAKIA		CROSS CONNECT. LIST	50_3023_01_A3_741_229	V=J08 +S1A.R	/ 013
002	Fact.-Rev.	09.11.2005	AD	Drawn	ADAM	50_3023_01					
001	Approval	20.09.2005	AD	Check	GROHMANN	SUBSTATION T80					
000	Alteration	Date	Name	Sid.	Iss. for	Orig.	Iss. by:	08	Typ: 05 CABLE	D009781.02_608-3_AHA	Sheet Sh.

CROSS CONNECTION									
REFERENCE	POTENTIAL ITEM CR. SECTION	CABLE MATERIAL COLOR	OUTPUT TERMINAL	DESTINATION 1	DESTINATION 2	DESTINATION 3	DESTINATION 4	DESTINATION 5	DESTINATION 6
S02	2 2.5MM2	H07V-K SW		-F302	02 -F302	04 -F302	06 -F302	08	
S02	2 2.5MM2	H07V-K SW		-F302	03 -X302	2A2			
S02	2 2.5MM2	H07V-K SW		-F302	05 -X302	1A2			
S02	2 2.5MM2	H07V-K SW		-F302	07 -X302	4A2			
T01	L1 1 1.5MM2	H07V-K SW		-F301 -X1	9 -P451	17 -P452	17 -X302	7A1	
T01	L2 1 1.5MM2	H07V-K SW		-F301 -X1	10 -P451	18 -P453	17 -X302	7A2	
T01	L3 1 1.5MM2	H07V-K SW		-F301 -X1	11 -P452	18 -P453	18 -X302	7A3	
T01	N 1 1.5MM2	H07V-K SW		-F301 -X1	12 -X302	7A4			
T01	1 1.5MM2	H07V-K SW		-F302	R15 -X302	7B1			
T01	1 1.5MM2	H07V-K SW		-F302	R16 -X302	7B4			
T01	1 1.5MM2	H07V-K SW		-F302	R17 -X302	7B2			
T01	1 1.5MM2	H07V-K SW		-F302	R18 -X302	7B3			

Copyright as per DIN 34 to be observed!

D0978102

HJ0115NO
L08+S1A
016
ADAM

22.12.2006

03 AS BUILT	05.12.2005 AD	Date	06.06.2005	US STEEL KOSICE/SLOVAKIA	GROSS CONNECT. LIST
02 Fact.-Rev.	09.11.2005 AD	Drawn	ADAM	50.3023.01	RELAY BOX
01 Approval	28.09.2005 AD	Check	GROHMANN	SUBSTATION T80	PANEL
NO. Alteration	Date	Name	Std.	Orig.	Iss. by:

50.3023.01.A3.741.229

VI=L08

+S1A.T

/ 016

Sheet 92

117Sh.

D009781.02.608-3.AHA

Typ: 05

CABLE

CROSS CONNECTION									
REFERENCE	POTENTIAL ITEM CR. SECTION	CABLE MATERIAL COLOR	OUTPUT TERMINAL	DESTINATION 1	DESTINATION 2	DESTINATION 3	DESTINATION 4	DESTINATION 5	DESTINATION 6
S02	2 2.5MM2	H07V-K SW		-F302 02 -F302	04 -F302	06 -F302	08 -F302		
S02	2 2.5MM2	H07V-K SW		-F302 03 -X302	2A2				
S02	2 2.5MM2	H07V-K SW		-F302 05 -X302	1A2				
S02	2 2.5MM2	H07V-K SW		-F302 07 -X302	4A2				
T01	L1 1 1.5MM2	H07V-K SW		-F301 -X1 9 -P451	17 -P452	17 -X302	7A1		
T01	L2 1 1.5MM2	H07V-K SW		-F301 -X1 10 -P451	18 -P453	17 -X302	7A2		
T01	L3 1 1.5MM2	H07V-K SW		-F301 -X1 11 -P452	18 -P453	18 -X302	7A3		
T01	N 1 1.5MM2	H07V-K SW		-F301 -X1 12 -X302	7A4				
T01	1 1.5MM2	H07V-K SW		-F302 R15 -X302	7B1				
T01	1 1.5MM2	H07V-K SW		-F302 R16 -X302	7B4				
T01	1 1.5MM2	H07V-K SW		-F302 R17 -X302	7B2				
T01	1 1.5MM2	H07V-K SW		-F302 R18 -X302	7B3				

Copyright as per DIN 34 to be observed!

00978102

22.12.2006
HJ0115ND
016
ADAM

03 AS BUILT 05.12.2005 AD Date 06.06.2005 US STEEL KOSICE/SLOVAKIA

02 Fact.-Rev. 09.11.2005 AD Drawn ADAM 50.3023.01

01 Approval 28.09.2005 AD Check GROHMANN SUBSTATION T60

NO Alteration Date Name Std. Orig.

ISSUE FOR

ISS BY:

ISS FOR

GROSS CONNECT. LIST

RELAY BOX

PANEL

08

50.3023.01.A3.741.229

V=L08

+S1A.T

/ 016

Sheet 92

117Sh.

TERMINAL DIA. , 64-POLE , CIRCUIT-BREAKER SOCKET

+S1A.R -X01
 CABLE MATERIAL H05V-K 1.0mm2 SW

A		B		C			
+	+	+	+	+	+	+	+
1	X1 /L01.2 H05V-K 1.0MM2 SW	X8 /D02.4 H05V-K 1.0MM2 SW	X1 /M01.5 H05V-K 1.0MM2 SW	X3 /D01.3 H05V-K 1.0MM2 SW	145	325	1
2	X1 /L01.2 H05V-K 1.0MM2 SW	X8 /D02.4 H05V-K 1.0MM2 SW	X1 /M01.5 H05V-K 1.0MM2 SW	X8 /D02.5 H05V-K 1.0MM2 SW	122	803	2
3	X1 /L01.2 H05V-K 1.0MM2 SW	X8 /D02.4 H05V-K 1.0MM2 SW	X1 /M01.5 H05V-K 1.0MM2 SW	X8 /D02.5 H05V-K 1.0MM2 SW	823	823	3
4	X1 /L01.2 H05V-K 1.0MM2 SW	X8 /D02.4 H05V-K 1.0MM2 SW	X1 /M01.5 H05V-K 1.0MM2 SW	X8 /D02.5 H05V-K 1.0MM2 SW	825	825	4
5	X1 /L01.2 H05V-K 1.0MM2 SW	X8 /D02.4 H05V-K 1.0MM2 SW	X1 /M01.5 H05V-K 1.0MM2 SW	X8 /D02.5 H05V-K 1.0MM2 SW	906	906	5
6	X1 /L01.2 H05V-K 1.0MM2 SW	X8 /D02.4 H05V-K 1.0MM2 SW	X1 /M01.5 H05V-K 1.0MM2 SW	X8 /D02.5 H05V-K 1.0MM2 SW	920	920	6
7	X1 /L01.2 H05V-K 1.0MM2 SW	X8 /D02.4 H05V-K 1.0MM2 SW	X1 /M01.5 H05V-K 1.0MM2 SW	X8 /D02.5 H05V-K 1.0MM2 SW	869	869	7
8	X1 /L01.2 H05V-K 1.0MM2 SW	X8 /D02.4 H05V-K 1.0MM2 SW	X1 /M01.5 H05V-K 1.0MM2 SW	X8 /D02.5 H05V-K 1.0MM2 SW	877	877	8
9	X1 /L01.2 H05V-K 1.0MM2 SW	X8 /D02.4 H05V-K 1.0MM2 SW	X1 /M01.5 H05V-K 1.0MM2 SW	X8 /D02.5 H05V-K 1.0MM2 SW	907	907	9
10	X1 /L01.2 H05V-K 1.0MM2 SW	X8 /D02.4 H05V-K 1.0MM2 SW	X1 /M01.5 H05V-K 1.0MM2 SW	X8 /D02.5 H05V-K 1.0MM2 SW	921	921	10
11	X1 /L01.2 H05V-K 1.0MM2 SW	X8 /D02.4 H05V-K 1.0MM2 SW	X1 /M01.5 H05V-K 1.0MM2 SW	X8 /D02.5 H05V-K 1.0MM2 SW	185	185	11
12	X1 /L01.2 H05V-K 1.0MM2 SW	X8 /D02.4 H05V-K 1.0MM2 SW	X1 /M01.5 H05V-K 1.0MM2 SW	X8 /D02.5 H05V-K 1.0MM2 SW	186	186	12
13	X1 /L01.2 H05V-K 1.0MM2 SW	X8 /D02.4 H05V-K 1.0MM2 SW	X1 /M01.5 H05V-K 1.0MM2 SW	X8 /D02.5 H05V-K 1.0MM2 SW	908	908	13
14	X1 /L01.2 H05V-K 1.0MM2 SW	X8 /D02.4 H05V-K 1.0MM2 SW	X1 /M01.5 H05V-K 1.0MM2 SW	X8 /D02.5 H05V-K 1.0MM2 SW	922	922	14
15	X1 /L01.2 H05V-K 1.0MM2 SW	X8 /D02.4 H05V-K 1.0MM2 SW	X1 /M01.5 H05V-K 1.0MM2 SW	X8 /D02.5 H05V-K 1.0MM2 SW	303	303	15
16	X1 /L01.2 H05V-K 1.0MM2 SW	X8 /D02.4 H05V-K 1.0MM2 SW	X1 /M01.5 H05V-K 1.0MM2 SW	X8 /D02.5 H05V-K 1.0MM2 SW	323	323	16
+	+	+	+	+	+	+	+

03	AS BUILT	06.12.2006	AD	Date	06.06.2005	US STEEL KOSTICE/SLOVAKIA	PLUG DIAGRAM	50.3023.01.A3.741.229	V=L08	/S01
02	Fact.-Rev.	06.11.2005	AD	Drawn	ADAM	50.3023.01	CIRCUIT-BREAKER	+S1A.R		Sheet 87
01	Approval	20.08.2005	AD	Check	GROHMANN	SUBSTATION T80	PANEL			117Sh.
NO	Alteration	Date	Name	Iss.	for	Iss.	by	Typ: 05	CABLE	D009781.02.608-3.AHA
1										8

Subject to technical modifications!
 Copyright as per DIN 34 to be observed!

H0115ND
 L08+S1A
 S01
 ADAM

TERMINAL DIA. , 64-POLE , FAN SOCKET

+S1A.R -X101
 CABLE MATERIAL H05V-K 1.0mm2 SW

A				B				C				+
1	A01		B01					X1 /003.2		31	X1 /003.6	1
2	A02		B02					X1 /003.2		25	XPE /003.6 H05V-K 1.0mm2 GN/ YE	2
3	A03		B03					X1 /003.2		34		3
4	A04		B04					X1 /003.3		37		4
5	A05		B05					X1 /003.2		26		5
6	A06		B06					XPE /003.2 H05V-K 1.0mm2 GN/ YE		PE		6
7	A07		B07					X1 /003.4		32		7
8	A08		B08					X1 /003.4		27		8
9	A09		B09					X1 /003.4		35		9
10	A10		B10					X1 /003.5		38		10
11	A11		B11					X1 /003.4		28		11
12	A12		B12					XPE /003.4 H05V-K 1.0mm2 GN/ YE		PE		12
13	A13		B13					X1 /003.5		33		13
14	A14		B14					X1 /003.5		29		14
15	A15		B15					X1 /003.6		36		15
16	A16		B16					X1 /003.6		39		16
+												+

03	AS BUILT	05.12.2005	AD	Date	05.06.2005	US STEEL KOSTICE/SLOVAKIA	PLUG DIAGRAM	50.3023.01.A3.741.229	V=L08	/S101
02	Fact.-Rev.	05.11.2005	AD	Drawn	ADAM	FAN	PANEL	Typ: 05	+S1A.R	Sheet90
01	Approval	20.08.2005	AD	Check	GROHMANN	SUBSTATION T80	08	CABLE	D009781.02.608-3.AHA	117Sh.
NO.	Alteration	Date	Name	Std.	Iss.for	Iss.by:				

Subject to technical modifications!
 Copyright as per DIN 34 to be observed!

HJ0115MD
 S101
 ADAM

1		2		3		4		5		6		7		8							
ASSEMBLY/INSTRUCT.						CABLE MATERIAL						TERM. TYPE									
STANDARD: H07V-K 1.5MM2						-X04						STANDARD:									
RÜCK- REF.		LTG (Ø IN MM2) CABLE		CORE		DESTINAT. DESIG.		SOCKET		POT		NO		DESTINAT. DESIG. PIN		LTG (Ø IN MM2) CABLE		CORE		REMARK	
/M02.4		/M02.4		/M02.4		/M02.4		/M02.4		/M02.4		/M02.4		/M02.4		/M02.4		/M02.4		/M02.4	
/M02.4		/M02.4		/M02.4		/M02.4		/M02.4		/M02.4		/M02.4		/M02.4		/M02.4		/M02.4		/M02.4	
/C0ST.2		/C0ST.2		/C0ST.2		/C0ST.2		/C0ST.2		/C0ST.2		/C0ST.2		/C0ST.2		/C0ST.2		/C0ST.2		/C0ST.2	
/C0ST.2		/C0ST.2		/C0ST.2		/C0ST.2		/C0ST.2		/C0ST.2		/C0ST.2		/C0ST.2		/C0ST.2		/C0ST.2		/C0ST.2	
/C0ST.2		/C0ST.2		/C0ST.2		/C0ST.2		/C0ST.2		/C0ST.2		/C0ST.2		/C0ST.2		/C0ST.2		/C0ST.2		/C0ST.2	
/M01.5		/M01.5		/M01.5		/M01.5		/M01.5		/M01.5		/M01.5		/M01.5		/M01.5		/M01.5		/M01.5	
/M01.5		/M01.5		/M01.5		/M01.5		/M01.5		/M01.5		/M01.5		/M01.5		/M01.5		/M01.5		/M01.5	
/M01.5		/M01.5		/M01.5		/M01.5		/M01.5		/M01.5		/M01.5		/M01.5		/M01.5		/M01.5		/M01.5	
/M01.5		/M01.5		/M01.5		/M01.5		/M01.5		/M01.5		/M01.5		/M01.5		/M01.5		/M01.5		/M01.5	
/M01.6		/M01.6		/M01.6		/M01.6		/M01.6		/M01.6		/M01.6		/M01.6		/M01.6		/M01.6		/M01.6	
/M03.4		/M03.4		/M03.4		/M03.4		/M03.4		/M03.4		/M03.4		/M03.4		/M03.4		/M03.4		/M03.4	
/M03.4		/M03.4		/M03.4		/M03.4		/M03.4		/M03.4		/M03.4		/M03.4		/M03.4		/M03.4		/M03.4	
/M03.4		/M03.4		/M03.4		/M03.4		/M03.4		/M03.4		/M03.4		/M03.4		/M03.4		/M03.4		/M03.4	
/M03.4		/M03.4		/M03.4		/M03.4		/M03.4		/M03.4		/M03.4		/M03.4		/M03.4		/M03.4		/M03.4	
/M03.5		/M03.5		/M03.5		/M03.5		/M03.5		/M03.5		/M03.5		/M03.5		/M03.5		/M03.5		/M03.5	
/M03.5		/M03.5		/M03.5		/M03.5		/M03.5		/M03.5		/M03.5		/M03.5		/M03.5		/M03.5		/M03.5	
/M03.5		/M03.5		/M03.5		/M03.5		/M03.5		/M03.5		/M03.5		/M03.5		/M03.5		/M03.5		/M03.5	
/M03.5		/M03.5		/M03.5		/M03.5		/M03.5		/M03.5		/M03.5		/M03.5		/M03.5		/M03.5		/M03.5	
/C0ST.3		/C0ST.3		/C0ST.3		/C0ST.3		/C0ST.3		/C0ST.3		/C0ST.3		/C0ST.3		/C0ST.3		/C0ST.3		/C0ST.3	
/M05.6		/M05.6		/M05.6		/M05.6		/M05.6		/M05.6		/M05.6		/M05.6		/M05.6		/M05.6		/M05.6	
/M05.6		/M05.6		/M05.6		/M05.6		/M05.6		/M05.6		/M05.6		/M05.6		/M05.6		/M05.6		/M05.6	
/M05.6		/M05.6		/M05.6		/M05.6		/M05.6		/M05.6		/M05.6		/M05.6		/M05.6		/M05.6		/M05.6	
/M05.6		/M05.6		/M05.6		/M05.6		/M05.6		/M05.6		/M05.6		/M05.6		/M05.6		/M05.6		/M05.6	
/M05.7		/M05.7		/M05.7		/M05.7		/M05.7		/M05.7		/M05.7		/M05.7		/M05.7		/M05.7		/M05.7	
/M05.7		/M05.7		/M05.7		/M05.7		/M05.7		/M05.7		/M05.7		/M05.7		/M05.7		/M05.7		/M05.7	
/M05.7		/M05.7		/M05.7		/M05.7		/M05.7		/M05.7		/M05.7		/M05.7		/M05.7		/M05.7		/M05.7	
/M05.7		/M05.7		/M05.7		/M05.7		/M05.7		/M05.7		/M05.7		/M05.7		/M05.7		/M05.7		/M05.7	
/M04.4		/M04.4		/M04.4		/M04.4		/M04.4		/M04.4		/M04.4		/M04.4		/M04.4		/M04.4		/M04.4	
/M04.4		/M04.4		/M04.4		/M04.4		/M04.4		/M04.4		/M04.4		/M04.4		/M04.4		/M04.4		/M04.4	
/M04.4		/M04.4		/M04.4		/M04.4		/M04.4		/M04.4		/M04.4		/M04.4		/M04.4		/M04.4		/M04.4	
/M06.4		/M06.4		/M06.4		/M06.4		/M06.4		/M06.4		/M06.4		/M06.4		/M06.4		/M06.4		/M06.4	
/M06.4		/M06.4		/M06.4		/M06.4		/M06.4		/M06.4		/M06.4		/M06.4		/M06.4		/M06.4		/M06.4	
/M06.4		/M06.4		/M06.4		/M06.4		/M06.4		/M06.4		/M06.4		/M06.4		/M06.4		/M06.4		/M06.4	
/M06.4		/M06.4		/M06.4		/M06.4		/M06.4		/M06.4		/M06.4		/M06.4		/M06.4		/M06.4		/M06.4	

Copyright as per DIN 34 to be observed

00978102

03 AS BUILT 05.12.2005 AD Date 06.06.2005 US STEEL KOSTICE/SLOVAKIA

02 Fact.-Rev. 09.11.2005 AD Drawn ADAM 50.3023.01

01 Approval 20.09.2005 AD Check GROHMANN SUBSTATION T80

NO Alteration Date Name Std. 2

PLUG DIAGRAM

NIEDERSPG.-SCHR.A- NIEDERSPG.-SCHR.B

PANEL

08

Iss.by:

50.3023.01.A3.741.229

VI=L08

Typ: 05

CABLE

D009781.02.608-3.AHA

Sheet

8

Copyright as per DIN 34 to be observed

00978102

05.01.2007

NO.	Alteration	Date	Name	Std.	2	3	4	5	6	7	8
03	AS BUILT	05.12.2005	AD	Date	06.06.2005	US STEEL KOSTICE/SLOVAKIA		PLUG DIAGRAM	50.3023.01.A3.741.229	V=L08	
02	Fact.-Rev.	09.11.2005	AD	Drawn	ADAM	50.3023.01		NIEDERSPG.-SCHR.B		+S1A.R	/S41
01	Approval	20.09.2005	AD	Check	GROHMANN	SUBSTATION T80		Typ: 05			Sheet
								CABLE	D009781.02.608-3.AHA		Sh.

00978102 Copyright as per DIN 34 to be observed!

05.01.2007

1	2	3	4	5	6	7	8
NO	CABLE	WIRES USED	SHEET/STATE	CABLE-TYPE	SECTION	CORES	-ROUTE
CIRCUIT DIAGRAM							
INSTALLATION							
-X0							
CABLE MATERIAL	Ø		COLOR	TERM. TYPE			
STANDARD:	H07V-K		1.5MM2	SW		UK5N	
POS.:	0		H05V-K	1.0MM2	SW		
	2		H07V-K	2.5MM2	SW		

RÜCK-REF.	NO	DESTINAT. DESIG.	EXTERNAL	POT	NO	DESTINAT. DESIG.	INTERNAL	CORES/LINE	REMARK
/600.6	5	+S1A.R -X04	B13		5	-X8	815		
/600.6	6				6				
/600.6	7	+S1A.R -X04	B14		7	-X8	823		0
/600.6	8				8				
/P02.1	021	=L09 +S1B.R -X0	022	224L+	021				
/P02.7	021	=L07 +S1B.R -X0	021	224L+	022				
/P02.1	024	=L09 +S1B.R -X0	024	224L-	023				
/P02.7	023	=L07 +S1B.R -X0	023	224L-	024	-X02	D14		
/P02.1	028	=L09 +S1B.R -X0	028		025	-X02	A2		
/P02.3					026				0
/P02.2				BUSBAR ES.RELEASE	027	+S2B -S7			0
/P02.7	025	=L07 +S1B.R -X0	025	BUSBAR ES.RELEASE	028	-X02	C06		0
/P02.1	030	=L09 +S1B.R -X0	030	BUSBAR ES.RELEASE	029	+S2B -S7	21		
/P02.7	029	=L07 +S1B.R -X0	029	DRAWG.UNIT RELEASE	030				
				DRAWG.UNIT RELEASE		+S1A.R -X04	C01		

03	AS BUILT	05.12.2005 AD	Date	06.06.2005	US STEEL KOSTICE/SLOVAKIA	TERMINAL DIAGRAM	50.3023.01.A3.741.229	V L08	
02	Fact.-Rev.	08.11.2005 AD	Drawn	ADAM	50.3023.01	PANEL		+S1B.R	/X01
01	Approval	20.09.2005 AD	Check	GRÖHMANN	SUBSTATION T80	08			
NO.	Alteration	Date	Name	Std.	Iss. for	Iss. by:			



Typ: 05
CABLE

009781.02.608-3.AHA

Sheet
Sh.

[illegible]

[illegible]

03	AS BUILT	05.12.2005	AD	Date	06.06.2005	US STEEL KOSICE/SLOVAKIA		TERMINAL DIAGRAM	50_3023.01_A3.741_229	V = L08	
02	Fact.-Rev.	09.11.2005	AD	Drawn	ADAM	50_3023_01			+SIB_R	/ K30	
01	Approval	20.09.2005	AD	Check	GROHMANN	SUBSTATION T80			Typ: 05	Sheet	
00	Alteration	Date	Name	Stid		Orig.: iss for			CABLE	Sh.	
								08	D009781_02_608-3_AHA		

[illegible]

03	AS BUILT	05.12.2005	AD	Date	06.06.2005	US STEEL KOSICE/SLOVAKIA	 AREVA	TERMINAL DIAGRAM	50_3023_01.A3.741.229	V=U08 +S1B.R	/ K50	Sheet
02	Fact.-Rev.	09.11.2005	AD	Drawn	ADAM	50_3023_01						
01	Approval	20.09.2005	AD	Checked	GROHMANN	SUBSTATION T80						
NO.	Alteration	Date	Name	Std.		Orig.	Iss.for	Iss.by:	PANEL 08	Typ: 05 CABLE	D009781.02.608-3.AHA	Sh.

1 CABLE WIRE USED SHEET/STATE CABLE-TYPE SECTION CORES -ROUTE- CIRCUIT DIAGRAM												4		5		6		7		8	
CABLE MATERIAL Ø COLOR TERM. TYPE												STANDARD: H07V-K 1.5MM2 SW STANDARD: UK5N POS.: 2 H07V-K 2.5MM2 SW 3 H07V-K 4.0MM2 SW									
-X6																					
Rück-REF.	NO												CORES/LINE	DESTINAT. DESIG.	EXTERNAL	POT	NO	DESTINAT. DESIG.	INTERN	CORES/LINE	REMARK
	1	2	3	4	5	6	7	8	9	10	11	12									
/T01.6													3	+S1A.R -X6	603	L1	-P421	2	3		
/T01.7													3	+S1A.R -X6	606	L2	-P421	5	3		
/T01.7													3	+S1A.R -X6	609	L3	-P421	8	3		
/T01.7													3	+S1A.R -X6	612	N	-P421	11	3		
/T01.2													3	+S1A.R -X6	621	L1	+S2B -T5L1	A	3		
/T01.3													3	+S1A.R -X6	622	L2	+S2B -T5L2	A	3		
/T01.4													3	+S1A.R -X6	623	L3	+S2B -T5L3	A	3		
/T01.4													3	+S1A.R -X6	624	N	+S2B -T5L1	N Q	3		
/T01.5													2	+S1A.R -X6	625	n	+S2B -T5L1	DN Q	2		
/T01.7													2	+S1A.R -X6	626	e	+S2B -T5L3	DA	2		

03 AS BUILT 05.12.2005 AD Date 05.06.2005 US STEEL KOSICE/SLOVAKIA

02 Fact.-Rev. 09.11.2005 AD Drawn ADAM 50.3023.01

01 Approval 20.09.2005 AD Check BROHMANN SUBSTATION T80

NO Alteration Date Name Std. 2

Orig.: Iss.for: Iss.by: 4

Δ 3

Δ 5

6

7

8

05.01.2007

00978102

Copyright as per DIN 34 to be observed!

00978102

50.3023.01.A3.741.229

V=L08

+S1B.R

/K60

Sheet

D009781.02.608-3.AHA

08

05

CABLE

Typ: 05

009781.02.608-3.AHA

2

8

Sh.

Copyright as per DIN 34 to be observed!

D00978102

05.01.2007

03	AS BUILT	05.12.2005 AD	Date	05.06.2005	US STEEL KOSTICE/SLOVAKIA	50.3023.01	TERMINAL DIAGRAM	50.3023.01.A3.741.229	V=L08	/K50
02	Fact.-Rev.	09.11.2005 AD	Drawn	ADAM					+S10.R	
01	Approval	20.08.2005 AD	Check	GROHMANN	SUBSTATION T80					
NO.	Alteration	Date	Name	Std.	Orig.	Iss.for	Iss.by:			



D00978102 Copyright as per DIN 34 to be observed!

05.01.2007

1 CABLE Wires used SHEET STATUS CABLE-TYPE SECTION CORES -ROUTE CIRCUIT DIAGRAM												4		5		6		7		8	
CABLE MATERIAL Ø COLOR TERM. TYPE												CABLE MATERIAL Ø COLOR TERM. TYPE		CABLE MATERIAL Ø COLOR TERM. TYPE		CABLE MATERIAL Ø COLOR TERM. TYPE		CABLE MATERIAL Ø COLOR TERM. TYPE		CABLE MATERIAL Ø COLOR TERM. TYPE	
STANDARD: H07V-K 1.5MM2 SW STANDARD: MTK-P/P												STANDARD: H07V-K 1.5MM2 SW		STANDARD: MTK-P/P		STANDARD: MTK-P/P		STANDARD: MTK-P/P		STANDARD: MTK-P/P	
POS.: 0 H05V-K 1.0MM2 SW												POS.: 0 H05V-K 1.0MM2 SW		POS.: 0 H05V-K 1.0MM2 SW		POS.: 0 H05V-K 1.0MM2 SW		POS.: 0 H05V-K 1.0MM2 SW		POS.: 0 H05V-K 1.0MM2 SW	
-X8												-X8		-X8		-X8		-X8		-X8	
RÜCK-REF.	NO												CORES/LINE	DESTINAT. DESIG.	EXTERNAL	POT	NO	DESTINAT. DESIG.	INTERNAL	CORES/LINE	REMARK
	1	2	3	4	5	6	7	8	9	10	11	12									
/003.4													+STA.R -X04	D06		03L+ 0 0 0 0 0 0 0 0 0 0 0 0	801	-X02	A15	0	
/003.5																03L+ 0 0 0 0 0 0 0 0 0 0 0 0	802	-X02	D02	0	
/004.4																03L+ 0 0 0 0 0 0 0 0 0 0 0 0	803	-X02	A07	0	
/005.6																03L+ 0 0 0 0 0 0 0 0 0 0 0 0	804	-F310	9 0		
/006.4																03L+ 0 0 0 0 0 0 0 0 0 0 0 0	805	-K102	13		
/003.4													+STA.R -X04	D07		0 0 0 0 0 0 0 0 0 0 0 0	806	-X02	A16	0	
/003.4													+STA.R -X04	D08		0 0 0 0 0 0 0 0 0 0 0 0	807	-X02	B01	0	
/003.5													+STA.R -X04	D09		0 0 0 0 0 0 0 0 0 0 0 0	808	-X02	D03	0	
/003.5													+STA.R -X04	D10		0 0 0 0 0 0 0 0 0 0 0 0	809	-X02	D04	0	
/004.4													+STA.R -X04	D15		0 0 0 0 0 0 0 0 0 0 0 0	810	-X02	A08	0	
/004.4																0 0 0 0 0 0 0 0 0 0 0 0	811	-X02	A09	0	
/005.6													+STA.R -X04	D12		0 0 0 0 0 0 0 0 0 0 0 0	812	-F310	10		
/005.7													+STA.R -X04	D13		0 0 0 0 0 0 0 0 0 0 0 0	813	-F310	14		
/006.4													+STA.R -X04	D16		0 0 0 0 0 0 0 0 0 0 0 0	814	-K102	14		
/000.6													-X0	5		0 0 0 0 0 0 0 0 0 0 0 0	815	-X02	B02		
/010.3																0 0 0 0 0 0 0 0 0 0 0 0	816	-X02	B15	0	
/010.3																0 0 0 0 0 0 0 0 0 0 0 0	817	-X02	B13	0	
/000.6													-X8	820		0 0 0 0 0 0 0 0 0 0 0 0	818	-X02	D07		
/000.6																0 0 0 0 0 0 0 0 0 0 0 0	819	-X02	B03		
/000.6													-X8	818		0 0 0 0 0 0 0 0 0 0 0 0	820	-X02	B04		
/010.3																0 0 0 0 0 0 0 0 0 0 0 0	821	-X02	B16	0	
/010.3																0 0 0 0 0 0 0 0 0 0 0 0	822	-X02	B14	0	
/000.6													-X0	7		0 0 0 0 0 0 0 0 0 0 0 0	823	-X02	D08		
/010.6																0 0 0 0 0 0 0 0 0 0 0 0	824	-P451	...		
/010.6																0 0 0 0 0 0 0 0 0 0 0 0	825	-P451	...		
/010.6																0 0 0 0 0 0 0 0 0 0 0 0	826	-P451	...		
/010.6																0 0 0 0 0 0 0 0 0 0 0 0	827	-P451	...		
/010.6																0 0 0 0 0 0 0 0 0 0 0 0	828	-P451	...		
/010.7																0 0 0 0 0 0 0 0 0 0 0 0	829	-P451	...		
/010.7																0 0 0 0 0 0 0 0 0 0 0 0	830	-P451	...		
/010.7																0 0 0 0 0 0 0 0 0 0 0 0	831	-P451	...		
/010.7																0 0 0 0 0 0 0 0 0 0 0 0	832	-P451	...		
/010.7																0 0 0 0 0 0 0 0 0 0 0 0	833	-P451	...		

00978102

Copyright as per DIN 34 to be observed!

03	AS BUILT	05.12.2005	AD	Date	06.06.2005	US STEEL KOSTICE/SLOVAKIA	TERMINAL DIAGRAM	50.3023.01.A3.741.229	V=08	8
02	Fact.-Rev.	09.11.2005	AD	Drawn	ADAM	50.3023.01			+S1B.R	/K80
01	Approval	20.09.2005	AD	Check	GROHMANN	SUBSTATION T80			Typ: 05	Sheet
NO.	Alteration	Date	Name	Std.	Iss.by:	Iss.for	PANEL 08	CABLE	D009781.02.608-3.AHA	Sh.

003	AS BUILT	05.12.2005	AD	05.06.2005	US STEEL KOSICE/SLOVAKIA	 AREVA	TERMINAL DIAGRAM	50_3023.01_A3.741.229	V =L08 -S1B.R	/ K90	Sheet
002	Fact -Rev.	08.11.2005	AD	Drawn ADAM	50_3023.01						
001	Approval	20.09.2005	AD	Check GROHMANN	SUBSTATION T80						
NO.	Alteration	Date	Name/Sid.	Orig.	Iss. for	Iss. by:	PANEL 08	Typ: 05 CABLE	D009781.02.608-3.AHA	Sh.	

[illegible]

CROSS CONNECTION

[illegible]

1

[illegible]

1			
---	--	--	--

+S1B.R -X02
CABLE MATERIAL H05V-K 1.0mm2 SW

03	AS BUILT	05.12.2005	AD	Date	06.06.2005	US STEEL KOSICE/SLOVAKIA	 AREVA	PLUG DIAGRAM CIRCUIT-BREAKER PANEL	50.3023.01.A3.741.229		V=L08		
02	Fact.-Rev.	09.11.2005	AD	Drawn	ADAM	50.3023.01					+S18.R		/ S01
01	Approval	20.09.2005	AD	Checked	GROHMANN	SUBSTATION T80					Typ: 05 CABLE		Sheet105
NO.	Alteration	Date	Name	Std.		Orig.:	iss.for	iss.by:			D009781.02.608-3.AHA		
								08			117Sh.		

TERMINAL DIA. , 64-POLE , FAN SOCKET

+S1B.R -X201
 CABLE MATERIAL H05V-K 1.0mm2 SW

A				B				C				+
1	A01		B01					X1 /D04.2		X1 /D04.6	30	1
2	A02		B02					X1 /D04.2		XPE /D04.6 H05V-K 1.0MM2 GN/ YE	25	2
3	A03		B03					X1 /D04.3			34	3
4	A04		B04					X1 /D04.3			37	4
5	A05		B05					X1 /D04.3			26	5
6	A06		B06					XPE /D04.2 H05V-K 1.0MM2 GN/ YE			PE	6
7	A07		B07					X1 /D04.4			32	7
8	A08		B08					X1 /D04.4			27	8
9	A09		B09					X1 /D04.4			35	9
10	A10		B10					X1 /D04.5			38	10
11	A11		B11					X1 /D04.4			28	11
12	A12		B12					XPE /D04.4 H05V-K 1.0MM2 GN/ YE			PE	12
13	A13		B13					X1 /D04.5			33	13
14	A14		B14					X1 /D04.5			29	14
15	A15		B15					X1 /D04.6			36	15
16	A16		B16					X1 /D04.7			39	16
												+

Subject to technical modifications!
 Copyright as per DIN 34 to be observed!

D0978102

HJ0115ND
 =L08+S1B
 S101
 ADAM

03	AS BUILT	05.12.2005	AD	Date	06.06.2005	US STEEL KOSTICE/SLOVAKIA	PLUG DIAGRAM	50.3023.01.A3.741.229	VI=L08	8
02	Fact.-Rev.	08.11.2005	AD	Drawn	ADAM		FAN	+S1B.R	/S101	
01	Approval	20.08.2005	AD	Check	GROHMANN		PANEL	Typ: 05	Sheet 106	
NO	Alteration	Date	Name	Std.	Iss.for	Iss.by:	08	CABLE	117Sh.	
								D009781.02.608-3.AHA		

CROSS CONNECTION

REFERENCE	POTENTIAL ITEM GR. SECTION	CABLE MATERIAL COLOR	OUTPUT TERMINAL	DESTINATION 1	DESTINATION 2	DESTINATION 3	DESTINATION 4	DESTINATION 5	DESTINATION 6
D03	(Aderverbindung) N		-X101	001 -E101	1				
D03	(Aderverbindung)		-X101	002 -E101	2				
D03	(Aderverbindung)		-X101	003 -B101	3				
D03	(Aderverbindung) N		-X101	004 -B101	4				
D03	(Aderverbindung)		-X101	005 -B101	5				
D03	(Aderverbindung)		-X101	006 -E101	PE				
D03	(Aderverbindung) N		-X101	007 -E102	1				
D03	(Aderverbindung)		-X101	008 -E102	2				
D03	(Aderverbindung)		-X101	009 -B102	3				
D03	(Aderverbindung) N		-X101	010 -B102	4				
D03	(Aderverbindung)		-X101	011 -B102	5				
D03	(Aderverbindung)		-X101	012 -E102	PE				
D03	(Aderverbindung) N		-X101	013 -E103	1				
D03	(Aderverbindung)		-X101	014 -E103	2				
D03	(Aderverbindung)		-X101	015 -B103	3				
D03	(Aderverbindung) N		-X101	016 -B103	4				
D03	(Aderverbindung)		-X101	001 -B103	5				
D03	(Aderverbindung)		-X101	002 -E103	PE				
001	102L+ H07V-K SW	H07V-K SW	-S1	08 11 -S1	08 23				
002	03L+ 1.5MW2 H07V-K SW	H07V-K SW	-S1	08 31 -S1	08 43				

Copyright as per DIN 34 to be observed!

00978102

022.12.2008 HJ0115ND
020 L08+SZA

+S2A	-X101
CABLE MATERIAL	H05V-K 1.0mm2 SW

003	AS BUILT	05.12.2005	AD	Date	05.06.2005	US STEEL KOSTICE/SLOVAKIA		PLUG DIAGRAM FAN	50_3023_01_A3_741_229	V = L08 +S2A	Sheet 108 117 Sh.
002	Fact. - Rev.	09.11.2005	AD	Drawn	ADAM	50_3023_01					
001	Approval	20.09.2005	AD	Check	GROHMANN	SUBSTATION T80					
NO.	Alteration	Date	Name	Sid.		Orig:	iss. by:	PANEL 08	Typ: 05 CABLE	D009781-02_608-3_AHA	

CROSS CONNECTION										1	2	3	4	5	6	7	8
REFERENCE	POTENTIAL ITEM CR. SECTION	CABLE MATERIAL COLOR	OUTPUT TERMINAL	DESTINATION 1	DESTINATION 2	DESTINATION 3	DESTINATION 4	DESTINATION 5	DESTINATION 6	A	B	C	D	E	F		
D04	(Aderverbinding)			X201	C01 -E101	1											
D04	N																
D04	(Aderverbinding)			X201	C02 -E101	2											
D04	(Aderverbinding)			X201	C03 -B101	3											
D04	(Aderverbinding)			X201	C04 -B101	4											
D04	N			X201	C05 -B101	5											
D04	(Aderverbinding)			X201	C06 -E101	PE											
D04	(Aderverbinding)			X201	C07 -E102	1											
D04	N			X201	C08 -E102	2											
D04	(Aderverbinding)			X201	C09 -B102	3											
D04	(Aderverbinding)			X201	C10 -B102	4											
D04	N			X201	C11 -B102	5											
D04	(Aderverbinding)			X201	C12 -E102	PE											
D04	(Aderverbinding)			X201	C13 -E103	1											
D04	N			X201	C14 -E103	2											
D04	(Aderverbinding)			X201	C15 -B103	3											
D04	(Aderverbinding)			X201	C16 -B103	4											
D04	N			X201	D01 -B103	5											
D04	(Aderverbinding)			X201	D02 -E103	PE											
T01	N	H07V-K 3		-T5L1	N -T5L2	N -T5L3	N PE	SCHRAUBE									
T01	D	H07V-K 2, 5MW2		-T5L1	DN PE	SCHRAUBE											
										GROSS CONNECT. LIST						V=L08	
										PANEL						+S2B	
										PANEL						/ 020	
										SUBSTATION T80						Sheet 109	
										Orig.:						117Sh.	
										Iss. for						D009781.02. 608-3. AHA	
										Iss. by:						Typ: 05	
																CABLE	
																8	

22.12.2006

HJ015ND

0208+S2B

ADAN

D0978102

Copyright as per DIN 34 to be observed!

Copyright as per DIN 34 to be observed!

D0978102

22.12.2006
HJ0115MD
L08+S2B
ADAM
020

03 AS BUILT 05.12.2005 AD Date 06.06.2005 US STEEL KOSTICE/SLOVAKIA
02 Fact.-Rev. 09.11.2005 AD Drawn ADAM 50.3023.01
01 Approval 20.06.2005 AD Check GROHMANN SUBSTATION T60
NO. Alteration Date Name Std. Orig. Iss. for

TERMINAL DIA., 64 POLIG., FAN PIN

+S2B -X201
CABLE MATERIAL H05V-K 1.0mm2 SW

A				B				C				D				+
1	A01		B01					-E101 /D04.2	1	1	-B103 /D04.6	1	5			+
2	A02		B02					-E101 /D04.2	2	2	-E103 /D04.6	2	5	PE		
3	A03		B03					-B101 /D04.3	3	3		3		GN/ YE		
4	A04		B04					-B101 /D04.3	4	4		4				
5	A05		B05					-B101 /D04.3	5	5		5				
6	A06		B06					-E101 /D04.2	PE GN/ YE	PE GN/ YE		6				
7	A07		B07					-E102 /D04.4	1	1		7				
8	A08		B08					-E102 /D04.4	2	2		8				
9	A09		B09					-B102 /D04.4	3	3		9				
10	A10		B10					-B102 /D04.5	4	4		10				
11	A11		B11					-B102 /D04.4	5	5		11				
12	A12		B12					-E102 /D04.4	PE GN/ YE	PE GN/ YE		12				
13	A13		B13					-E103 /D04.5	1	1		13				
14	A14		B14					-E103 /D04.5	2	2		14				
15	A15		B15					-B103 /D04.6	3	3		15				
16	A16		B16					-B103 /D04.7	4	4		16				
																+

Subject to technical modifications!
Copyright as per DIN 34 to be observed!

H10115ND
S101
L08+S2B
ADAM

03	AS BUILT	05.12.2006	AD	Date	06.06.2005	US STEEL KOSICE/SLOVAKIA	PLUG DIAGRAM	50.3023.01.A3.741.229	V	L08	117Sh.
02	Fact.-Rev.	09.11.2005	AD	Drawn	ADAM	50.3023.01	FAN		V	S2B	Sheet 111
01	Approval	20.09.2005	AD	Check	GROHMANN	SUBSTATION T80	PANEL				
NO.	Alteration	Date	Name	Std.	Iss.for	Orig.	Iss.by:				



iss.by:

iss.for

Orig.

Name

Date

Check

Drawn

Date

CROSS CONNECTION									
REFERENCE	POTENTIAL ITEM CR. SECTION	CABLE MATERIAL COLOR	OUTPUT TERMINAL	DESTINATION 1	DESTINATION 2	DESTINATION 3	DESTINATION 4	DESTINATION 5	DESTINATION 6
D02	0 1.0MW2	H05V-K SW		-X01	C09 -S1	-001 103			
D02	0 1.0MW2	H05V-K SW		-X01	C10 -S1	-001 104			
D02	0 1.0MW2	H05V-K SW		-X01	D11 -S1	-01 43			
D02	0 1.0MW2	H05V-K SW		-X01	D12 -S1	-01 44			
L01	0 1.0MW2	H05V-K SW		-X01	A01 -S22	-001 11			
L01	0 1.0MW2	H05V-K SW		-X01	A02 -S23	-001 12			
M01	0 1.0MW2	H05V-K SW		-F2	C1 -S1	-001 222			
M01	0 1.0MW2	H05V-K SW		-F2	C2 -S43	-001 11			
M01	0 1.0MW2	H05V-K SW		-S1	-001 221 -S21	-001 14			
M01	0 1.0MW2	H05V-K SW		-S21	-001 13 -S6	-001 12			
M01	0 1.0MW2	H05V-K SW		-X01	A03 -S1	-001 213			
M01	0 1.0MW2	H05V-K SW		-X01	A04 -F11	-001 C2			
M01	0 1.0MW2	H05V-K SW		-X01	A05 -S6	-001 11			
M01	0 1.0MW2	H05V-K SW		-X01	A06 -S43	-001 12			
M01	0 1.0MW2	H05V-K SW		-X01	C01 -S1	-001 243			
M01	0 1.0MW2	H05V-K SW		-X01	C02 -F12	-001 C2			
M03	0 1.0MW2	H05V-K SW		-X01	B07 -S1	-001 83			
M03	0 1.0MW2	H05V-K SW		-X01	B08 -S1	-001 84			
P01	0 1.0MW2	H05V-K SW		-S1	-01 32 -S61	14			
P01	0 1.0MW2	H05V-K SW		-X01	C05 -S1	-01 31			

Copyright as per DIN 34 to be observed!

D0978102

H0115MD
030
L08+33A
ADAM

22.12.2008

03

AS BUILT

05.12.2005 AD

Date

06.06.2005

US STEEL KOSICE/SLOVAKIA

50.3023.01

02

Fact.-Rev.

06.11.2005 AD

Drawn

ADAM

01

Approval

20.09.2005 AD

Check

GROHMANN

08

Iss. by:

08

ISS. FOR

T80

Substation

05

Typ:

05

CABLE

1175h

Sheet

112

1

2

3

4

5

6

7

8

1

2

3

4

5

6

7

8

1

2

3

4

5

6

7

8

1

2

3

4

5

6

7

8

1

2

3

4

5

6

7

8

1

2

3

4

5

6

7

8

1

2

3

4

5

6

7

8

1

2

3

4

5

6

7

8

1

2

3

4

5

6

7

8

1

2

3

4

5

6

7

8

1

2

3

4

5

6

7

8

1

2

3

4

5

6

7

8

1

2

3

4

5

6

7

8

1

2

3

4

5

6

7

8

1

2

3

4

5

6

7

8

1

2

3

4

5

6

7

8

1

2

3

4

5

6

7

8

1

2

3

4

5

6

7

8

1

2

3

4

5

6

7

8

1

2

3

4

5

6

7

8

1

2

3

4

5

6

7

8

1

2

3

4

5

6

7

8

1

2

3

4

5

6

7

8

1

2

3

4

5

6

7

8

1

2

3

4

5

6

7

8

1

2

3

4

5

6

7

8

1

2

3

4

5

6

7

8

1

2

3

4

5

6

7

8

1

2

3

4

5

6

7

8

1

2

3

4

5

6

7

8

1

2

3

4

5

6

7

8

1

2

3

4

5

6

7

8

1

2

3

4

5

6

7

8

1

2

3

4

5

6

7

8

1

2

3

4

5

6

7

8

1

2

3

4

5

6

7

8

1

2

3

4

5

6

7

8

1

2

3

4

5

6

7

8

1

2

3

4

5

6

7

8

1

2

3

4

5

6

7

8

1

2

3

4

5

6

7

8

1

2

3

4

5

6

7

8

1

2

3

4

5

6

7

8

1

2

3

4

5

6

7

8

1

2

3

4

5

6

7

8

1

2

3

4

5

6

7

8

1

2

3

4

5

6

7

8

1

2

3

4

5

6

7

8

1

2

3

4

5

6

7

8

1

2

3

4

5

6

7

8

1

2

3

4

5

6

7

8

1

2

3

4

5

6

7

8

1

2

3

4

5

6

7

8

1

2

3

4

5

6

7

8

1

2

3

4

5

6

7

8

1

2

3

4

5

6

7

8

1

2

3

4

5

6

7

8

1

2

3

4

5

6

7

8

1

2

3

4

5

6

7

8

1

2

3

4

5

6

7

8

1

2

3

4

5

6

7

8

1

2

3

4

5

6

7

8

1

2

3

4

5

6

7

8

1

2

3

4

5

6

7

8

1

2

3

4

5

6

7

8

1

2

3

4

5

6

7

8

1

2

3

4

5

6

7

8

1

2

3

4

5

6

7

8

1

2

3

4

5

6

7

8

1

2

3

4

5

6

7

8

1

2

3

4

5

6

7

8

1

2

3

4

5

6

7

8

1

2

3

4

5

6

7

8

1

2

3

4

5

6

7

8

1

2

3

4

5

6

7

8

1

2

3

4

5

6

7

8

1

2

3

4

5

6

7

8

1

2

3

4

Copyright as per DIN 34 to be observed!

22.12.2006
H0113KO
L08+33A
ADAM

03	AS BUILT	05.12.2006 AD	Date	106.06.2005	US STEEL KOSICE/SLOVAKIA
02	Fact. -Rev.	08.11.2005 AD	Date	50.3023.01	SWITCHING TRUCK
01	Approval	20.08.2005 AD	Date	50.3023.01	PANEL
NO.	Alteration	Date	Iss.by	Iss.far	Orig.



CROSS CONNECT - LIST
SWITCHING TRUCK
PANEL

50.3023.01.A3.744.229
V=L08
+S3A

Typ: 05
CABLE
D009781.02.608-3.AHA

Sheet 112
117SL

CROSS CONNECTION									
REFERENCE	POTENTIAL ITEM CR. SECTION	CABLE MATERIAL COLOR	OUTPUT TERMINAL	DESTINATION 1	DESTINATION 2	DESTINATION 3	DESTINATION 4	DESTINATION 5	DESTINATION 6
P01	BUSBAR ES RELEASE 0 1.0MW2	H05V-K SW		-X01	C06 -S61	11			
P01	DRAWG. UNIT RELEASE 0 1.0MW2	H05V-K SW		-X01	D13 -Y1	E1			
P01	214L- 0 1.0MW2	H05V-K SW		-X01	D14 -Y1	E2			
001	102L+ 0 1.0MW2	H05V-K SW		-X01	A12 -S1	-001 11 -S1	-001 23		
001	0 1.0MW2	H05V-K SW		-X01	A13 -S1	-001 12			
001	0 1.0MW2	H05V-K SW		-X01	A14 -S1	-001 24			
001	102L+ 0 1.0MW2	H05V-K SW		-X01	C15 -S1	-01 11 -S1	-01 13		
001	0 1.0MW2	H05V-K SW		-X01	C16 -S1	-01 12			
001	0 1.0MW2	H05V-K SW		-X01	D01 -S1	-01 14			
002	03L+ 0 1.0MW2	H05V-K SW		-X01	A15 -S1	-001 31 -S1	-001 43		
002	0 1.0MW2	H05V-K SW		-X01	A16 -S1	-001 32			
002	0 1.0MW2	H05V-K SW		-X01	B01 -S1	-001 44			
002	03L+ 0 1.0MW2	H05V-K SW		-X01	D02 -S1	-01 21 -S1	-01 23		
002	0 1.0MW2	H05V-K SW		-X01	D03 -S1	-01 22			
002	0 1.0MW2	H05V-K SW		-X01	D04 -S1	-01 24			
004	03L+ 0 1.0MW2	H05V-K SW		-X01	A07 -S24	-001 11			
004	0 1.0MW2	H05V-K SW		-X01	A08 -S24	-001 12			
004	0 1.0MW2	H05V-K SW		-X01	A09 -S24	-001 14			
009	0 1.0MW2	H05V-K SW		-X01	B02 -S1	-001 51 -S1	-001 63		
009	0 1.0MW2	H05V-K SW		-X01	B03 -S1	-001 52			
US STEEL KOSICE/SLOVAKIA				CROSS CONNECT. LIST SWITCHING TRUCK PANEL					
50.3023.01				50.3023.01.A3.741.229					
Date 06.06.2005				Date 05.06.2005					
Fact.-Rev. 08.11.2005 AD				Fact.-Rev. 08.11.2005 AD					
Approval 20.09.2005 AD				Approval 20.09.2005 AD					
Alteration				Alteration					
Date				Date					
Name Std.				Name Std.					
Iss. for				Iss. for					
2				2					
3				3					
4				4					
5				5					
6				6					
7				7					
8				8					

03
031
HJ0115MD
L08+53A

22.12.2006

00978102

Copyright as per DIN 34 to be observed!

03
031
HJ0115MD
L08+53A

22.12.2006

00978102

Copyright as per DIN 34 to be observed!

03
031
HJ0115MD
L08+53A

22.12.2006

00978102

Copyright as per DIN 34 to be observed!

03
031
HJ0115MD
L08+53A

22.12.2006

00978102

Copyright as per DIN 34 to be observed!

03
031
HJ0115MD
L08+53A

22.12.2006

00978102

Copyright as per DIN 34 to be observed!

03
031
HJ0115MD
L08+53A

22.12.2006

00978102

Copyright as per DIN 34 to be observed!

03
031
HJ0115MD
L08+53A

22.12.2006

00978102

Copyright as per DIN 34 to be observed!

03
031
HJ0115MD
L08+53A

22.12.2006

00978102

Copyright as per DIN 34 to be observed!

03
031
HJ0115MD
L08+53A

22.12.2006

00978102

Copyright as per DIN 34 to be observed!

03
031
HJ0115MD
L08+53A

22.12.2006

00978102

Copyright as per DIN 34 to be observed!

03
031
HJ0115MD
L08+53A

22.12.2006

00978102

Copyright as per DIN 34 to be observed!

03
031
HJ0115MD
L08+53A

22.12.2006

00978102

Copyright as per DIN 34 to be observed!

03
031
HJ0115MD
L08+53A

22.12.2006

00978102

Copyright as per DIN 34 to be observed!

03
031
HJ0115MD
L08+53A

22.12.2006

00978102

Copyright as per DIN 34 to be observed!

03
031
HJ0115MD
L08+53A

22.12.2006

00978102

Copyright as per DIN 34 to be observed!

03
031
HJ0115MD
L08+53A

22.12.2006

00978102

Copyright as per DIN 34 to be observed!

03
031
HJ0115MD
L08+53A

22.12.2006

00978102

Copyright as per DIN 34 to be observed!

03
031
HJ0115MD
L08+53A

22.12.2006

00978102

Copyright as per DIN 34 to be observed!

03
031
HJ0115MD
L08+53A

22.12.2006

00978102

Copyright as per DIN 34 to be observed!

03
031
HJ0115MD
L08+53A

22.12.2006

00978102

Copyright as per DIN 34 to be observed!

03
031
HJ0115MD
L08+53A

22.12.2006

00978102

Copyright as per DIN 34 to be observed!

03
031
HJ0115MD
L08+53A

22.12.2006

00978102

Copyright as per DIN 34 to be observed!

03
031
HJ0115MD
L08+53A

22.12.2006

00978102

Copyright as per DIN 34 to be observed!

03
031
HJ0115MD
L08+53A

22.12.2006

00978102

Copyright as per DIN 34 to be observed!

03
031
HJ0115MD
L08+53A

22.12.2006

00978102

Copyright as per DIN 34 to be observed!

03
031
HJ0115MD
L08+53A

22.12.2006

00978102

Copyright as per DIN 34 to be observed!

03
031
HJ0115MD
L08+53A

22.12.2006

00978102

Copyright as per DIN 34 to be observed!

03
031
HJ0115MD
L08+53A

22.12.2006

00978102

Copyright as per DIN 34 to be observed!

03
031
HJ0115MD
L08+53A

22.12.2006

00978102

Copyright as per DIN 34 to be observed!

03
031
HJ0115MD
L08+53A

22.12.2006

00978102

Copyright as per DIN 34 to be observed!

03
031
HJ0115MD
L08+53A

22.12.2006

00978102

Copyright as per DIN 34 to be observed!

03
031
HJ0115MD
L08+53A

22.12.2006

00978102

Copyright as per DIN 34 to be observed!

03
031
HJ0115MD
L08+53A

22.12.2006

00978102

Copyright as per DIN 34 to be observed!

03
031
HJ0115MD
L08+53A

22.12.2006

00978102

Copyright as per DIN 34 to be observed!

03
031
HJ0115MD
L08+53A

22.12.2006

00978102

Copyright as per DIN 34 to be observed!

03
031
HJ0115MD
L08+53A

22.12.2006

00978102

Copyright as per DIN 34 to be observed!

03
031
HJ0115MD
L08+53A

22.12.2006

00978102

Copyright as per DIN 34 to be observed!

03
031
HJ0115MD
L08+53A

22.12.2006

00978102

Copyright as per DIN 34 to be observed!

03
031
HJ0115MD
L08+53A

22.12.2006

00978102

Copyright as per DIN 34 to be observed!

03
031
HJ0115MD
L08+53A

22.12.2006

00978102

Copyright as per DIN 34 to be observed!

03
031
HJ0115MD
L08+53A

22.12.2006

00978102

Copyright as per DIN 34 to be observed!

03
031
HJ0115MD
L08+53A

22.12.2006

00978102

Copyright as per DIN 34 to be observed!

03
031
HJ0115MD
L08+53A

22.12.2006

00978102

Copyright as per DIN 34 to be observed!

03
031
HJ0115MD
L08+53A

22.12.2006

00978102

Copyright as per DIN 34 to be observed!

03
031
HJ0115MD
L08+53A

22.12.2006

00978102

Copyright as per DIN 34 to be observed!

03
031
HJ0115MD
L08+53A

22.12.2006

00978102

Copyright as per DIN 34 to be observed!

03
031
HJ0115MD
L08+53A

22.12.2006

00978102

Copyright as per DIN 34 to be observed!

03
031
HJ0115MD
L08+53A

22.12.2006

00978102

Copyright as per DIN 34 to be observed!

03
031
HJ0115MD
L08+53A

22.12.2006

00978102

Copyright as per DIN 34 to be observed!

03
031
HJ0115MD
L08+53A

22.12.2006

00978102

Copyright as per DIN 34 to be observed!

03
031
HJ0115MD
L08+53A

22.12.2006

00978102

Copyright as per DIN 34 to be observed!

03
031
HJ0115MD
L08+53A

22.12.2006

00978102

Copyright as per DIN 34 to be observed!

03
031
HJ0115MD
L08+53A

22.12.2006

00978102

Copyright as per DIN

D0978102 Copyright as per DIN 34 to be observed!

HJ0115MD
L08+53A
031
ADAM

22.12.2006
01
ADAM

CROSS CONNECTION									
REFERENCE	POTENTIAL ITEM CR. SECTION	CABLE MATERIAL COLOR	OUTPUT TERMINAL	DESTINATION 1	DESTINATION 2	DESTINATION 3	DESTINATION 4	DESTINATION 5	DESTINATION 6
Q09	0 1.0MW2	H05V-K SW		-X01	B04 -S1	-Q01 64			
Q09	0 1.0MW2	H05V-K SW		-X01	B13 -S42	-Q01 11			
Q09	0 1.0MW2	H05V-K SW		-X01	B14 -S42	-Q01 14			
Q09	0 1.0MW2	H05V-K SW		-X01	B15 -S25	-Q01 11			
Q09	0 1.0MW2	H05V-K SW		-X01	B16 -S25	-Q01 14			
Q09	0 1.0MW2	H05V-K SW		-X01	D07 -S1	-Q1 33			
Q09	0 1.0MW2	H05V-K SW		-X01	D08 -S1	-Q1 34			
R01	0 1.0MW2	H05V-K SW		-X01	A10 -S41	-Q01 11			
R01	0 1.0MW2	H05V-K SW		-X01	A11 -S1	-Q01 230			
V01	0 1.0MW2	H05V-K SW		-S1	-Q1 42 -S62	14			
V01	0 1.0MW2	H05V-K SW		-X01	B05 -S1	-Q01 71			
V01	0 1.0MW2	H05V-K SW		-X01	B06 -S1	-Q01 72			
V01	0 1.0MW2	H05V-K SW		-X01	B09 -S1	-Q01 91			
V01	0 1.0MW2	H05V-K SW		-X01	B10 -S1	-Q01 92			
V01	0 1.0MW2	H05V-K SW		-X01	B11 -S1	-Q1 41			
V01	0 1.0MW2	H05V-K SW		-X01	B12 -S62	11			
V01	0 1.0MW2	H05V-K SW		-X01	C11 -S1	-Q01 111			
V01	0 1.0MW2	H05V-K SW		-X01	C12 -S1	-Q01 112			
V01	0 1.0MW2	H05V-K SW		-X01	C13 -S63	14			
V01	0 1.0MW2	H05V-K SW		-X01	C14 -S63	11			
				GROSS CONNECT. LIST SWITCHING TRUCK PANEL			50.3023.01.A3.741.229		
				AREVA			V=L08 +S3A		
				US STEEL KOSICE/SLOVAKIA			50.3023.01		
				Date 06.06.2005			50.3023.01		
				Date 06.11.2005 AD			50.3023.01		
				Date 20.06.2005 AD			50.3023.01		
				Date 20.06.2005 AD			50.3023.01		
				Date 20.06.2005 AD			50.3023.01		
				Date 20.06.2005 AD			50.3023.01		
				Date 20.06.2005 AD			50.3023.01		
				Date 20.06.2005 AD			50.3023.01		
				Date 20.06.2005 AD			50.3023.01		
				Date 20.06.2005 AD			50.3023.01		
				Date 20.06.2005 AD			50.3023.01		
				Date 20.06.2005 AD			50.3023.01		
				Date 20.06.2005 AD			50.3023.01		
				Date 20.06.2005 AD			50.3023.01		
				Date 20.06.2005 AD			50.3023.01		
				Date 20.06.2005 AD			50.3023.01		
				Date 20.06.2005 AD			50.3023.01		
				Date 20.06.2005 AD			50.3023.01		
				Date 20.06.2005 AD			50.3023.01		
				Date 20.06.2005 AD			50.3023.01		
				Date 20.06.2005 AD			50.3023.01		
				Date 20.06.2005 AD			50.3023.01		
				Date 20.06.2005 AD			50.3023.01		
				Date 20.06.2005 AD			50.3023.01		
				Date 20.06.2005 AD			50.3023.01		
				Date 20.06.2005 AD			50.3023.01		
				Date 20.06.2005 AD			50.3023.01		
				Date 20.06.2005 AD			50.3023.01		
				Date 20.06.2005 AD			50.3023.01		
				Date 20.06.2005 AD			50.3023.01		
				Date 20.06.2005 AD			50.3023.01		
				Date 20.06.2005 AD			50.3023.01		
				Date 20.06.2005 AD			50.3023.01		
				Date 20.06.2005 AD			50.3023.01		
				Date 20.06.2005 AD			50.3023.01		
				Date 20.06.2005 AD			50.3023.01		
				Date 20.06.2005 AD			50.3023.01		
				Date 20.06.2005 AD			50.3023.01		
				Date 20.06.2005 AD			50.3023.01		
				Date 20.06.2005 AD			50.3023.01		
				Date 20.06.2005 AD			50.3023.01		
				Date 20.06.2005 AD			50.3023.01		
				Date 20.06.2005 AD			50.3023.01		
				Date 20.06.2005 AD			50.3023.01		
				Date 20.06.2005 AD			50.3023.01		
				Date 20.06.2005 AD			50.3023.01		
				Date 20.06.2005 AD			50.3023.01		
				Date 20.06.2005 AD			50.3023.01		
				Date 20.06.2005 AD			50.3023.01		
				Date 20.06.2005 AD			50.3023.01		
				Date 20.06.2005 AD			50.3023.01		
				Date 20.06.2005 AD			50.3023.01		
				Date 20.06.2005 AD			50.3023.01		
				Date 20.06.2005 AD			50.3023.01		
				Date 20.06.2005 AD			50.3023.01		
				Date 20.06.2005 AD			50.3023.01		
				Date 20.06.2005 AD			50.3023.01		
				Date 20.06.2005 AD			50.3023.01		
				Date 20.06.2005 AD			50.3023.01		
				Date 20.06.2005 AD			50.3023.01		
				Date 20.06.2005 AD			50.3023.01		
				Date 20.06.2005 AD			50.3023.01		
				Date 20.06.2005 AD			50.3023.01		
				Date 20.06.2005 AD			50.3023.01		
				Date 20.06.2005 AD			50.3023.01		
				Date 20.06.2005 AD			50.3023.01		
				Date 20.06.2005 AD			50.3023.01		
				Date 20.06.2005 AD			50.3023.01		
				Date 20.06.2005 AD			50.3023.01		
				Date 20.06.2005 AD			50.3023.01		
				Date 20.06.2005 AD			50.3023.01		
				Date 20.06.2005 AD			50.3023.01		
				Date 20.06.2005 AD			50.3023.01		
				Date 20.06.2005 AD			50.3023.01		
				Date 20.06.2005 AD			50.3023.01		
				Date 20.06.2005 AD			50.3023.01		
				Date 20.06.2005 AD			50.3023.01		
				Date 20.06.2005 AD			50.3023.01		
				Date 20.06.2005 AD			50.3023.01		
				Date 20.06.2005 AD			50.3023.01		
				Date 20.06.2005 AD			50.3023.01		
				Date 20.06.2005 AD			50.3023.01		
				Date 20.06.2005 AD			50.3023.01		
				Date 20.06.2005 AD			50.3023.01		
				Date 20.06.2005 AD			50.3023.01		
				Date 20.06.2005 AD			50.3023.01		
				Date 20.06.2005 AD			50.3023		

+S3A	-X01
CABLE MATERIAL	H05V-K 1.0mm2 SW

003	AS BUILT	05.12.2005	AD	Date	05.06.2005	US STEEL KOSICE/SLOVAKIA	<div> AREVA</div>	PLUG DIAGRAM CIRCUIT-BREAKER PANEL	50_3023_01_A3_74_229 V=L08 *S3A	Sheet 116 117Sh.
002	Fact.-Rev.	09.11.2005	AD	Drawn/ADAN	50_3023_01					
001	Approval	20.09.2005	AD	Check GROHMANN	SUBSTATION T80					
001	Alteration	Date	Name/Std.	Orig.	Iss. for					
INC.					Iss. by:					
						Typ: 05 CABLE		08	D009781.02.608-3.AHA	

TERMINAL DIA., 64 POLIG , CIRCUIT-BREAKER

PIN

+S3B -X02
CABLE MATERIAL H05V-K 1.0mm2 SW

+		A				B				C				D				+
1	A01				B01				C01				D01			1		
2	A02				B02				C02				D02			2		
3	A03				B03				C03				D03			3		
4	A04				B04				C04				D04			4		
5	A05				B05				C05				D05			5		
6	A06				B06				C06				D06			6		
7	A07				B07				C07				D07			7		
8	A08				B08				C08				D08			8		
9	A09				B09				C09				D09			9		
10	A10				B10				C10				D10			10		
11	A11				B11				C11				D11			11		
12	A12				B12				C12				D12			12		
13	A13				B13				C13				D13			13		
14	A14				B14				C14				D14			14		
15	A15				B15				C15				D15			15		
16	A16				B16				C16				D16			16		
+																+		

Subject to technical modifications!
Copyright as per DIN 34 to be observed!

H3015MD
S01
L08+S3B
ADAM

03	AS BUILT	05.12.2005 AD	Date	06.06.2005	US STEEL KOSICE/SLOVAKIA	PLUG DIAGRAM	50.3023.01.A3.741.229	V	L08	Sheet 117
02	Fact.-Rev.	09.11.2005 AD	Drawn	ADAM	CIRCUIT-BREAKER	PANEL			S3B	117 Sh.
01	Approval	20.09.2005 AD	Czech	GROHMANN	SUBSTATION T80					
NO.	Alteration	Date	Named	Std.	Iss. for	Iss. by:	Typ: 05	CABLE	D009781.02.608-3.AHA	