AREVA Sachsenwerk GmbH Geschäftsbereich Energieverteilung Fachbereich Mittelspannungsschaltanlagen Königsbrücker Strasse 124 01099 Dresden Tel.:(0351)820-3394 Fax: (0351)820-2602

US STEEL KOSICE/SLOVAKIA
50.3023.01
SUBSTATION T80

OUTGOING

CIRCUIT DIAGRAM

A =L06 / A01

D009781.02. 606-3.AHA

50.3023.01.A3.741.227
COVER SHEET

PANEL
06

DATE :	06.06.2005
prep.:	ADAM
Check:	GROHMANN
Norm :	

22.12.2006 HJ0115ND
00978102 =L06
A01
ADAM

Nr.	Alteration	Date	Name
03	AS BUILT	05.12.2006	AD
02	Fact.-Rev.	09.11.2005	AD
01	Approval	20.09.2005	AD

INSTRU. AND CONTROL

FUNCTION	LOCAL	LOCAL CONTROL	REMOTE CONTROL		REMARKS
CONTROL	-Q8 -Q01,-Q02		-Q01,-Q02		
STATUS SIGNAL	-Q01,-Q02,-Q8		-Q01,-Q02,-Q8		
MEASUREMENT	I (L1-L3)		I (L2), U(L1-L2) P (P2), Q(Q2)		
PROTECTION ANSI	MiCOM P130C 27,32,46,48,49,50P,50N,50BF,51,51N,59,59N,66,67,67N,79,810 81U,86				
METERING					

TECHNICAL SWITCH DATA

DESIGN	MANUFACT	TYP	RATED CURRENT	BREAK. CURRENT		REMARKS
-Q01	AREVA	ECA 12-50-31-21	3150A	50kA		
-Q8	AREVA	KGE 80/12-2				

TECHNICAL TRANSFORMER DATA

DESIGN	MANUFACT	TYP	RATIO	VDE	REMARKS
-T1L1	AEG	CT12	2500/1/1/1A	C1: cl. 0.2FS5 15VA	
-T1L2	AEG	CT12	2500/1/1/1A	C2: cl. 1FS5 15VA	
-T1L3	AEG	CT12	2500/1/1/1A	C3: cl. 10P10 15VA	
-T91	AEG	RKT 250/160 Gr.3	60/1A	C1: cl. 3FS5 1.2VA	
-T92	AEG	RKT 250/160 Gr.3	60/1A	C1: cl. 3FS5 1.2VA	
-T93	AEG	RKT 250/160 Gr.3	60/1A	C1: cl. 3FS5 1.2VA	
-T94	AEG	RKT 250/160 Gr.3	60/1A	C1: cl. 3FS5 1.2VA	
-C1L1	AREVA	IVIS			
-C1L2	AREVA	IVIS			CAP. TAPPING
-C1L3	AREVA	IVIS			

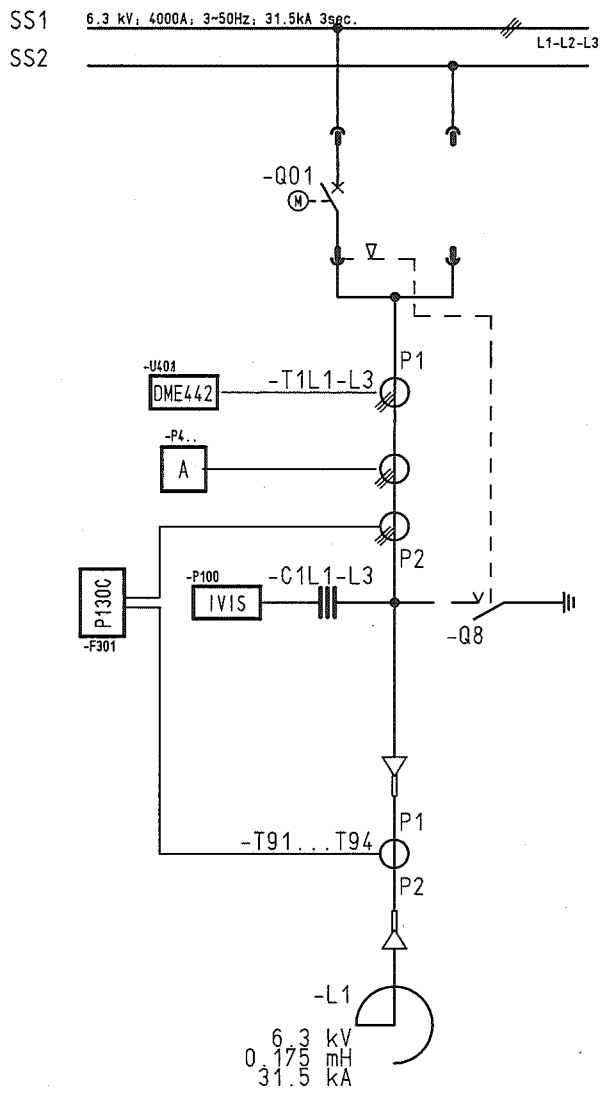

D0097810 2 Copyright as per DIN 34 to be observed!

22.12.2006 HJ0115ND L06 A02 ADAM

NO.	Alteration	Date	Name	Std.		Orig.:	iss.for	iss.by:
03	AS BUILT	05.12.2006	AD	Date	06.06.2005	US STEEL KOSICE/SLOVAKIA		
02	Fact.-Rev.	09.11.2005	AD	Drawn	ADAM	50.3023.01		
01	Approval	20.09.2005	AD	Check	GROHMANN	SUBSTATION T80		

AREVA

CIRCUIT DIAGRAM
PANEL 06

50.3023.01.A3.741.227 A =L06 / A02
Typ: 03 OUTGOING
D009781.02.606-3.AHA
Sheet 2 97Sh.

CLIENT DOCUMENT NUMBER	RELEASE BY DOCUMENT NUMBER	VERSION STATUS			DOCUMENT IDENTIFICATION			SHEET	DESIGN
					SORT	MATCHING	ITEM NO.		
50.3023.01.A3.741	D009781.02.606-3.AHA	01	02	03	A	=L06	A01	1	COVER SHEET PANEL 06
50.3023.01.A3.741 .227	D009781.02.606-3.AHA	01	02	03	A	=L06	A02	2	CIRCUIT DIAGRAM PANEL 06
50.3023.01.A3.741 .227	D009781.02.606-3.AHA	01	02	03	A	=L06	B01	3	Inhaltsverzeichnis PANEL 06
50.3023.01.A3.741 .227	D009781.02.606-3.AHA	01	02	03	A	=L06	B02	4	Inhaltsverzeichnis PANEL 06
50.3023.01.A3.741 .227	D009781.02.606-3.AHA	01	02	03	A	=L06	B03	5	Inhaltsverzeichnis PANEL 06
50.3023.01.A3.741 .227	D009781.02.606-3.AHA	01	02	03	A	=L06	B04	6	Inhaltsverzeichnis PANEL 06
50.3023.01.A3.741 .227	D009781.02.606-3.AHA	01	02	03	S	=L06	D01	7	CIRCUIT DIAGRAM PANEL AC-DISTRIBUTION 06
50.3023.01.A3.741 .227	D009781.02.606-3.AHA	01	02	03	S	=L06	G00	8	CIRCUIT DIAGRAM PANEL CBF 06
50.3023.01.A3.741 .227	D009781.02.606-3.AHA	01	02	03	S	=L06	G01	9	CIRCUIT DIAGRAM PANEL DC DISTR. 06
50.3023.01.A3.741 .227	D009781.02.606-3.AHA	01	02	03	S	=L06	G02	10	CIRCUIT DIAGRAM PANEL RING CIRCUIT 06
50.3023.01.A3.741 .227	D009781.02.606-3.AHA	01	02	03	S	=L06	L01	11	CIRCUIT DIAGRAM PANEL CIRCUIT-BREAKER MOTOR DRIVE 06
50.3023.01.A3.741 .227	D009781.02.606-3.AHA	01	02	03	S	=L06	M01	12	CIRCUIT DIAGRAM PANEL CONTROL 06
50.3023.01.A3.741 .227	D009781.02.606-3.AHA	01	02	03	S	=L06	M02	13	CIRCUIT DIAGRAM PANEL CONTROL 06
50.3023.01.A3.741 .227	D009781.02.606-3.AHA	01	02	03	S	=L06	M03	14	CIRCUIT DIAGRAM PANEL CONTROL 06
50.3023.01.A3.741 .227	D009781.02.606-3.AHA	01	02	03	S	=L06	M04	15	CIRCUIT DIAGRAM PANEL CONTROL 06
50.3023.01.A3.741 .227	D009781.02.606-3.AHA	01	02	03	S	=L06	M05	16	CIRCUIT DIAGRAM PANEL CONTROL 06
50.3023.01.A3.741 .227	D009781.02.606-3.AHA	01	02	03	S	=L06	N01	17	CIRCUIT DIAGRAM PANEL ARC DETECTOR 06
50.3023.01.A3.741 .227	D009781.02.606-3.AHA	01	02	03	S	=L06	N02	18	CIRCUIT DIAGRAM PANEL ARC DETECTOR 06
50.3023.01.A3.741 .227	D009781.02.606-3.AHA	01	02	03	S	=L06	P01	19	CIRCUIT DIAGRAM PANEL INTERLOCK 06
50.3023.01.A3.741 .227	D009781.02.606-3.AHA	01	02	03	S	=L06	P02	20	CIRCUIT DIAGRAM PANEL INTERLOCK 06
50.3023.01.A3.741 .227	D009781.02.606-3.AHA	01	02	03	S	=L06	Q01	21	CIRCUIT DIAGRAM PANEL POSITION INDICA. 06
50.3023.01.A3.741 .227	D009781.02.606-3.AHA	01	02	03	S	=L06	Q02	22	CIRCUIT DIAGRAM PANEL INTERFACE 06
50.3023.01.A3.741 .227	D009781.02.606-3.AHA	01	02	03	S	=L06	Q03	23	CIRCUIT DIAGRAM PANEL INTERFACE 06
50.3023.01.A3.741 .227	D009781.02.606-3.AHA	01	02	03	S	=L06	Q04	24	CIRCUIT DIAGRAM PANEL INTERFACE 06
50.3023.01.A3.741 .227	D009781.02.606-3.AHA	01	02	03	S	=L06	Q05	25	CIRCUIT DIAGRAM PANEL INTERFACE 06
50.3023.01.A3.741 .227	D009781.02.606-3.AHA	01	02	03	S	=L06	Q06	26	CIRCUIT DIAGRAM PANEL INTERFACE 06
50.3023.01.A3.741 .227	D009781.02.606-3.AHA	01	02	03	S	=L06	Q07	27	CIRCUIT DIAGRAM PANEL SPARE CONTACTS 06
50.3023.01.A3.741 .227	D009781.02.606-3.AHA	01	02	03	S	=L06	Q08	28	CIRCUIT DIAGRAM PANEL SPARE CONTACTS 06
50.3023.01.A3.741 .227	D009781.02.606-3.AHA	01	02	03	S	=L06	R01	29	CIRCUIT DIAGRAM PANEL SIGNALLING 06
50.3023.01.A3.741 .227	D009781.02.606-3.AHA	01	02	03	S	=L06	S01	30	CIRCUIT DIAGRAM PANEL CURR.TRANSF. 06
50.3023.01.A3.741 .227	D009781.02.606-3.AHA	01	02	03	S	=L06	S02	31	CIRCUIT DIAGRAM PANEL CURR.TRANSF. 06

D0978102 Copyright as per DIN 34 to be observed!

22.12.2006

NO.	Alteration	Date	Name	Std.		Orig.:	iss.for	iss.by:
03	AS BUILT	05.12.2006	AD	Date	06.06.2005	US STEEL KOSICE/SLOVAKIA		
02	Fact.-Rev.	09.11.2005	AD	Drawn	ADAM	50.3023.01		
01	Approval	20.09.2005	AD	Check	GROHMANN	SUBSTATION T80		

AREVA

Inhaltsverzeichnis
PANEL 06

50.3023.01.A3.741 .227 A =L06 / B01

Typ: 03 OUTGOING

D009781.02.606-3.AHA

Sheet 3 97Sh.

CLIENT DOCUMENT NUMBER	RELEASE BY DOCUMENT NUMBER	VERSION STATUS			DOCUMENT IDENTIFICATION SORT	MATCHING	ITEM NO.	SHEET	DESIGN	
50.3023.01.A3.741 .227	D009781.02.606-3.AHA	01	02	03	S	=L06	T01	32	CIRCUIT DIAGRAM PANEL	VOLTAGE TRANSF. 06
50.3023.01.A3.741 .227	D009781.02.606-3.AHA	01	02	03	S	=L06	T02	33	CIRCUIT DIAGRAM PANEL	IVIS 06
50.3023.01.A3.741 .227	D009781.02.606-3.AHA	01	02	03	S	=L06	V01	34	CIRCUIT DIAGRAM PANEL	SPARE CONTACTS 06
50.3023.01.A3.741 .227	D009781.02.606-3.AHA	01	02	03	S	=L06	V02	35	CIRCUIT DIAGRAM PANEL	SPARE CONTACTS 06
50.3023.01.A3.741 .227	D009781.02.606-3.AHA	01	02	03	S	=L06	X01	36	CIRCUIT DIAGRAM PANEL	AX PE-BUS 06
50.3023.01.A3.741 .227	D009781.02.606-3.AHA	01	02	03	S	=L06	Z1A1	37	LIST OF EQUIPMENT PANEL	06
50.3023.01.A3.741 .227	D009781.02.606-3.AHA	01	02	03	S	=L06	Z1A10	38	LIST OF EQUIPMENT PANEL	06
50.3023.01.A3.741 .227	D009781.02.606-3.AHA	01	02	03	S	=L06	Z1A11	39	LIST OF EQUIPMENT PANEL	06
50.3023.01.A3.741 .227	D009781.02.606-3.AHA	01	02	03	S	=L06	Z1F1	40	LIST OF EQUIPMENT PANEL	06
50.3023.01.A3.741 .227	D009781.02.606-3.AHA	01	02	03	S	=L06	Z1F10	41	LIST OF EQUIPMENT PANEL	06
50.3023.01.A3.741 .227	D009781.02.606-3.AHA	01	02	03	S	=L06	Z1F11	42	LIST OF EQUIPMENT PANEL	06
50.3023.01.A3.741 .227	D009781.02.606-3.AHA	01	02	03	S	=L06	Z1F2	43	LIST OF EQUIPMENT PANEL	06
50.3023.01.A3.741 .227	D009781.02.606-3.AHA	01	02	03	S	=L06	Z1H1	44	LIST OF EQUIPMENT PANEL	06
50.3023.01.A3.741 .227	D009781.02.606-3.AHA	01	02	03	S	=L06	Z1K1	45	LIST OF EQUIPMENT PANEL	06
50.3023.01.A3.741 .227	D009781.02.606-3.AHA	01	02	03	S	=L06	Z1P1	46	LIST OF EQUIPMENT PANEL	06
50.3023.01.A3.741 .227	D009781.02.606-3.AHA	01	02	03	S	=L06	Z1S1	47	LIST OF EQUIPMENT PANEL	06
50.3023.01.A3.741 .227	D009781.02.606-3.AHA	01	02	03	S	=L06	Z1U1	48	LIST OF EQUIPMENT PANEL	06
50.3023.01.A3.741 .227	D009781.02.606-3.AHA	01	02	03	S	=L06	Z2B1	49	LIST OF EQUIPMENT PANEL	06
50.3023.01.A3.741 .227	D009781.02.606-3.AHA	01	02	03	S	=L06	Z2C1	50	LIST OF EQUIPMENT PANEL	06
50.3023.01.A3.741 .227	D009781.02.606-3.AHA	01	02	03	S	=L06	Z2P1	51	LIST OF EQUIPMENT PANEL	06
50.3023.01.A3.741 .227	D009781.02.606-3.AHA	01	02	03	S	=L06	Z2Q1	52	LIST OF EQUIPMENT PANEL	06
50.3023.01.A3.741 .227	D009781.02.606-3.AHA	01	02	03	S	=L06	Z2S1	53	LIST OF EQUIPMENT PANEL	06
50.3023.01.A3.741 .227	D009781.02.606-3.AHA	01	02	03	S	=L06	Z2T1	54	LIST OF EQUIPMENT PANEL	06
50.3023.01.A3.741 .227	D009781.02.606-3.AHA	01	02	03	S	=L06	Z2Y1	55	LIST OF EQUIPMENT PANEL	06
50.3023.01.A3.741 .227	D009781.02.606-3.AHA	01	02	03	S	=L06	Z3Q1	56	LIST OF EQUIPMENT PANEL	06
50.3023.01.A3.741 .227	D009781.02.606-3.AHA	01	02	03	S	=L06	Z3Q2	57	LIST OF EQUIPMENT PANEL	06
50.3023.01.A3.741 .227	D009781.02.606-3.AHA	01	02	03	S	=L06	Z3S1	58	LIST OF EQUIPMENT PANEL	06
50.3023.01.A3.741 .227	D009781.02.606-3.AHA	01	02	03	S	=L06	Z3Y1	59	LIST OF EQUIPMENT PANEL	06
50.3023.01.A3.741 .227	D009781.02.606-3.AHA	01	02	03	V	=L06 +S1A.R	K01	60	TERMINAL DIAGRAM PANEL	06
50.3023.01.A3.741 .227	D009781.02.606-3.AHA	01	02	03	V	=L06 +S1A.R	K02	61	TERMINAL DIAGRAM PANEL	06
50.3023.01.A3.741 .227	D009781.02.606-3.AHA	01	02	03	V	=L06 +S1A.R	K03	62	TERMINAL DIAGRAM PANEL	06

D0978102 Copyright as per DIN 34 to be observed!

22.12.2006

NO.	Alteration	Date	Name	Std.		Orig.:		iss.for	iss.by:
03	AS BUILT	05.12.2006	AD	Date	06.06.2005	US STEEL KOSICE/SLOVAKIA			
02	Fact.-Rev.	09.11.2005	AD	Drawn	ADAM	50.3023.01			
01	Approval	20.09.2005	AD	Check	GROHMANN	SUBSTATION T80			

AREVA

Inhaltsverzeichnis
PANEL
06

50.3023.01.A3.741 .227 A =L06 / B02
Typ: 03 OUTGOING
D009781.02.606-3.AHA
Sheet 4 97 Sh.

CLIENT DOCUMENT NUMBER	RELEASE BY DOCUMENT NUMBER	VERSION STATUS			DOCUMENT IDENTIFICATION SORT	MATCHING	ITEM NO.	SHEET	DESIGN	
50.3023.01.A3.741 .227	D009781.02.606-3.AHA	01	02	03	V	=L06 +S1A.R	K10	63	TERMINAL DIAGRAM PANEL	06
50.3023.01.A3.741 .227	D009781.02.606-3.AHA	01	02	03	V	=L06 +S1A.R	K11	64	TERMINAL DIAGRAM PANEL	06
50.3023.01.A3.741 .227	D009781.02.606-3.AHA	01	02	03	V	=L06 +S1A.R	K12	65	TERMINAL DIAGRAM PANEL	06
50.3023.01.A3.741 .227	D009781.02.606-3.AHA	01	02	03	V	=L06 +S1A.R	K30	66	TERMINAL DIAGRAM PANEL	06
50.3023.01.A3.741 .227	D009781.02.606-3.AHA	01	02	03	V	=L06 +S1A.R	K40	67	TERMINAL DIAGRAM PANEL	06
50.3023.01.A3.741 .227	D009781.02.606-3.AHA	01	02	03	V	=L06 +S1A.R	K50	68	TERMINAL DIAGRAM PANEL	06
50.3023.01.A3.741 .227	D009781.02.606-3.AHA	01	02	03	V	=L06 +S1A.R	K51	69	TERMINAL DIAGRAM PANEL	06
50.3023.01.A3.741 .227	D009781.02.606-3.AHA	01	02	03	V	=L06 +S1A.R	K60	70	TERMINAL DIAGRAM PANEL	06
50.3023.01.A3.741 .227	D009781.02.606-3.AHA	01	02	03	V	=L06 +S1A.R	K80	71	TERMINAL DIAGRAM PANEL	06
50.3023.01.A3.741 .227	D009781.02.606-3.AHA	01	02	03	V	=L06 +S1A.R	K81	72	TERMINAL DIAGRAM PANEL	06
50.3023.01.A3.741 .227	D009781.02.606-3.AHA	01	02	03	V	=L06 +S1A.R	K82	73	TERMINAL DIAGRAM PANEL	06
50.3023.01.A3.741 .227	D009781.02.606-3.AHA	01	02	03	V	=L06 +S1A.R	K90	74	TERMINAL DIAGRAM PANEL	06
50.3023.01.A3.741 .227	D009781.02.606-3.AHA	01	02	03	V	=L06 +S1A.R	KPE	75	TERMINAL DIAGRAM PANEL	06
50.3023.01.A3.741 .227	D009781.02.606-3.AHA	01	02	03	V	=L06 +S1A.R	Q10	76	CROSS CONNECT. LIST PANEL	RELAY BOX 06
50.3023.01.A3.741 .227	D009781.02.606-3.AHA	01	02	03	V	=L06 +S1A.R	Q11	77	CROSS CONNECT. LIST PANEL	RELAY BOX 06
50.3023.01.A3.741 .227	D009781.02.606-3.AHA	01	02	03	V	=L06 +S1A.R	Q12	78	CROSS CONNECT. LIST PANEL	RELAY BOX 06
50.3023.01.A3.741 .227	D009781.02.606-3.AHA	01	02	03	V	=L06 +S1A.R	S01	79	PLUG DIAGRAM PANEL	CIRCUIT-BREAKER 06
50.3023.01.A3.741 .227	D009781.02.606-3.AHA	01	02	03	V	=L06 +S1A.R	S40	80	PLUG DIAGRAM PANEL	NIEDERSPG.-SCHR.A- NIEDERSPG.-SCHR.B 06
50.3023.01.A3.741 .227	D009781.02.606-3.AHA	01	02	03	V	=L06 +S1A.R	S41	81	PLUG DIAGRAM PANEL	NIEDERSPG.-SCHR.A- NIEDERSPG.-SCHR.B 06
50.3023.01.A3.741 .227	D009781.02.606-3.AHA	01	02	03	V	=L06 +S1A.T	Q15	82	CROSS CONNECT. LIST PANEL	RELAY BOX 06
50.3023.01.A3.741 .227	D009781.02.606-3.AHA	01	02	03	V	=L06 +S1B.R	K01	83	TERMINAL DIAGRAM PANEL	06
50.3023.01.A3.741 .227	D009781.02.606-3.AHA	01	02	03	V	=L06 +S1B.R	K10	84	TERMINAL DIAGRAM PANEL	06
50.3023.01.A3.741 .227	D009781.02.606-3.AHA	01	02	03	V	=L06 +S1B.R	K30	85	TERMINAL DIAGRAM PANEL	06
50.3023.01.A3.741 .227	D009781.02.606-3.AHA	01	02	03	V	=L06 +S1B.R	K40	86	TERMINAL DIAGRAM PANEL	06
50.3023.01.A3.741 .227	D009781.02.606-3.AHA	01	02	03	V	=L06 +S1B.R	K80	87	TERMINAL DIAGRAM PANEL	06
50.3023.01.A3.741 .227	D009781.02.606-3.AHA	01	02	03	V	=L06 +S1B.R	K90	88	TERMINAL DIAGRAM PANEL	06
50.3023.01.A3.741 .227	D009781.02.606-3.AHA	01	02	03	V	=L06 +S1B.R	Q10	89	CROSS CONNECT. LIST PANEL	RELAY BOX 06
50.3023.01.A3.741 .227	D009781.02.606-3.AHA	01	02	03	V	=L06 +S1B.R	S01	90	PLUG DIAGRAM PANEL	CIRCUIT-BREAKER 06
50.3023.01.A3.741 .227	D009781.02.606-3.AHA	01	02	03	V	=L06 +S2A	Q20	91	CROSS CONNECT. LIST PANEL	PANEL 06
50.3023.01.A3.741 .227	D009781.02.606-3.AHA	01	02	03	V	=L06 +S3A	Q30	92	CROSS CONNECT. LIST PANEL	SWITCHING TRUCK 06
50.3023.01.A3.741 .227	D009781.02.606-3.AHA	01	02	03	V	=L06 +S3A	Q31	93	CROSS CONNECT. LIST PANEL	SWITCHING TRUCK 06

Copyright as per DIN 34 to be observed!

D0978102

22.12.2006

NO.	Alteration	Date	Name
03	AS BUILT	05.12.2006	AD
02	Fact.-Rev.	09.11.2005	AD
01	Approval	20.09.2005	AD

Std.

Date 06.06.2005
Drawn ADAM
Check GROHMANN

US STEEL KOSICE/SLOVAKIA
50.3023.01
SUBSTATION T80

Orig.: Iss.for Iss.by:

AREVA

Inhaltsverzeichnis
PANEL
06

50.3023.01.A3.741 .227 A =L06
/ B03
Typ: 03 OUTGOING
D009781.02.606-3.AHA
Sheet5 97Sh.

CLIENT DOCUMENT NUMBER	RELEASE BY DOCUMENT NUMBER	VERSION STATUS			DOCUMENT IDENTIFICATION			SHEET	DESIGN	
					SORT	MATCHING	ITEM NO.			
50.3023.01.A3.741 .227	D009781.02.606-3.AHA	01	02	03	V	=L06 +S3A	Q32	94	CROSS CONNECT. LIST PANEL	SWITCHING TRUCK 06
50.3023.01.A3.741 .227	D009781.02.606-3.AHA	01	02	03	V	=L06 +S3A	Q33	95	CROSS CONNECT. LIST PANEL	SWITCHING TRUCK 06
50.3023.01.A3.741 .227	D009781.02.606-3.AHA	01	02	03	V	=L06 +S3A	S01	96	PLUG DIAGRAM PANEL	CIRCUIT-BREAKER 06
50.3023.01.A3.741 .227	D009781.02.606-3.AHA	01	02	03	V	=L06 +S3B	S01	97	PLUG DIAGRAM PANEL	CIRCUIT-BREAKER 06

Copyright as per DIN 34 to be observed!

D0978102

22.12.2006

NO.	Alteration	Date	Name
03	AS BUILT	05.12.2006	AD
02	Fact.-Rev.	09.11.2005	AD
01	Approval	20.09.2005	AD

Std.

Date	06.06.2005	US STEEL KOSICE/SLOVAKIA	
Drawn	ADAM	50.3023.01	
Check	GROHMANN	SUBSTATION T80	
Orig.:	Iss.for	Iss.by:	

AREVA

Inhaltsverzeichnis

PANEL
06

50.3023.01.A3.741 .227 A =L06 / B04

Typ: 03 OUTGOING

D009781.02.606-3.AHA

Sheet 6 97 Sh.

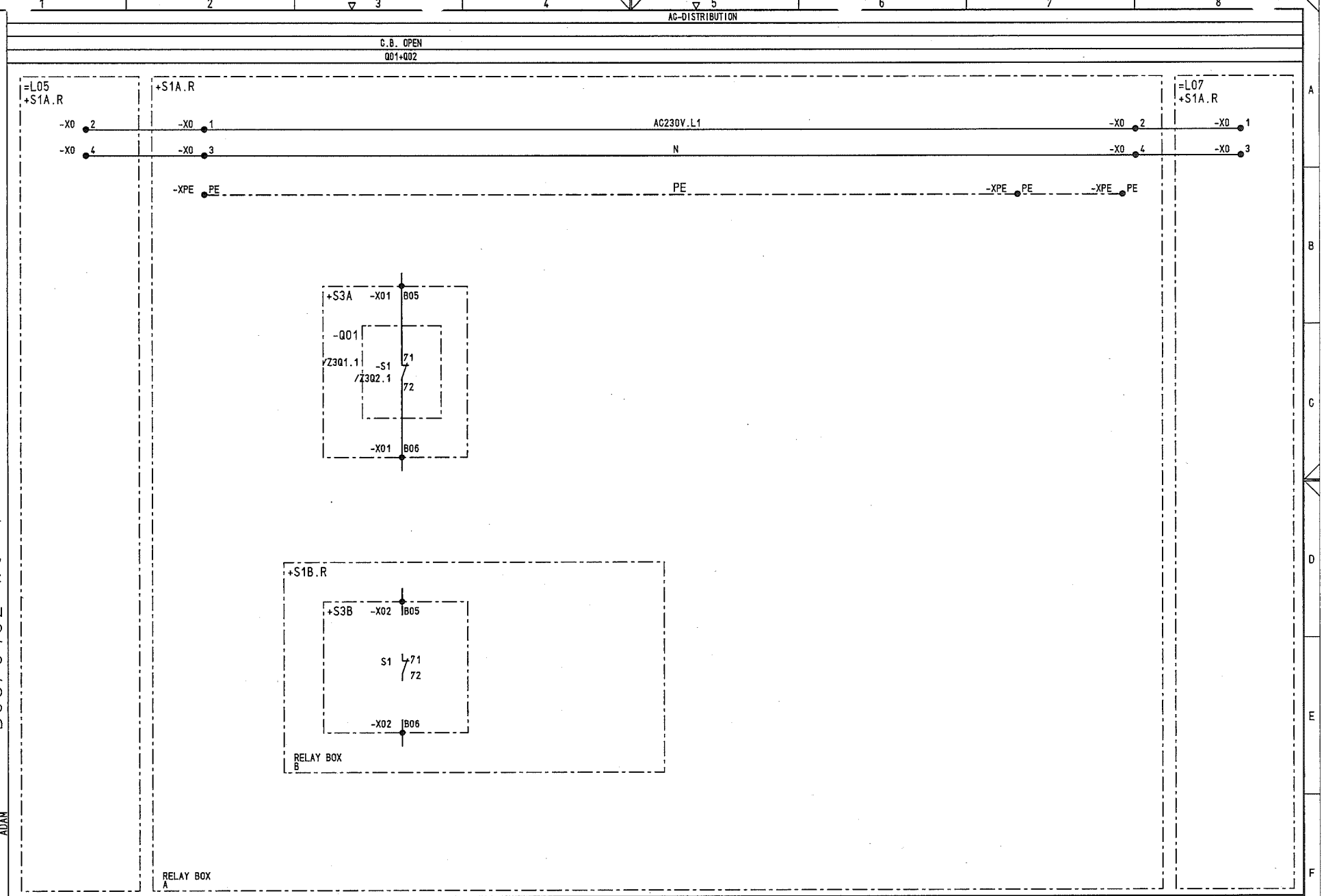

D0978102 Copyright as per DIN 34 to be observed!

22.12.2006 HJ0115MD =L06 D01 ADAM

NO.	Alteration	Date	Name	Std.		Orig.:	iss.for	iss.by:
03	AS BUILT	05.12.2006	AD	Date	06.06.2005	US STEEL KOSICE/SLOVAKIA		
02	Fact.-Rev.	09.11.2005	AD	Drawn	ADAM	50.3023.01		
01	Approval	20.09.2005	AD	Check	GROHMANN	SUBSTATION T80		

AREVA

CIRCUIT DIAGRAM
AC-DISTRIBUTION
PANEL
06

50.3023.01.A3.741.227 S =L06 / D01

Typ: 03
OUTGOING

D009781.02.606-3.AHA

Sheet7
97Sh.

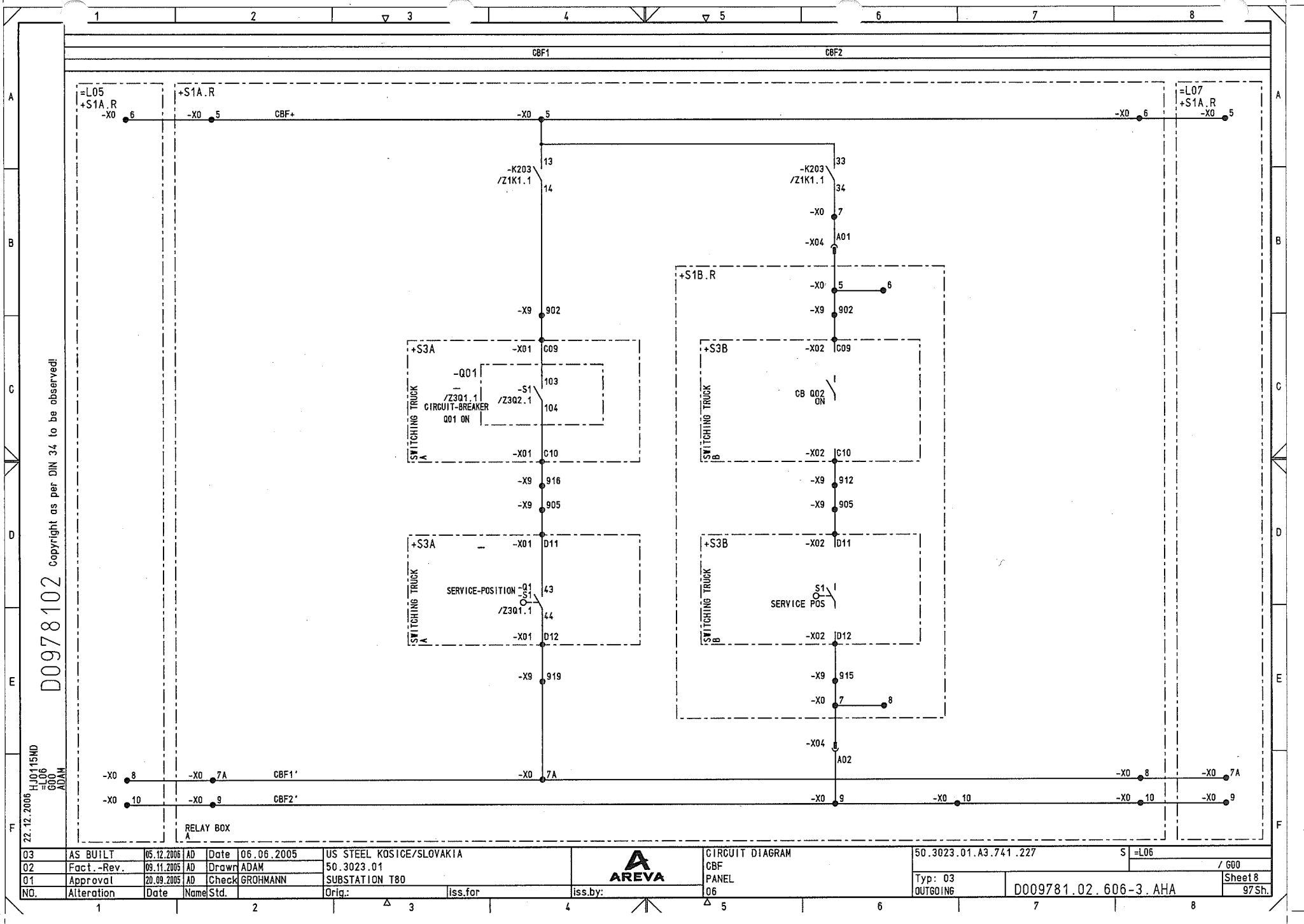

D0978102 Copyright as per DIN 34 to be observed!

22.12.2006 HJ0115MD =L06 /G00 ADAM

03	AS BUILT	05.12.2006	AD	Date	06.06.2005	US STEEL KOSICE/SLOVAKIA	AREVA	CIRCUIT DIAGRAM	50.3023.01.A3.741.227	S	=L06
02	Fact.-Rev.	09.11.2005	AD	Drawn	ADAM	50.3023.01		CBF			/ G00
01	Approval	20.09.2005	AD	Check	GROHMANN	SUBSTATION T80		PANEL	Typ: 03		Sheet 8
NO.	Alteration	Date	Name	Std.		Orig.: Iss.for	Iss.by:	06	OUTGOING	D009781.02.606-3.AHA	97 Sh.

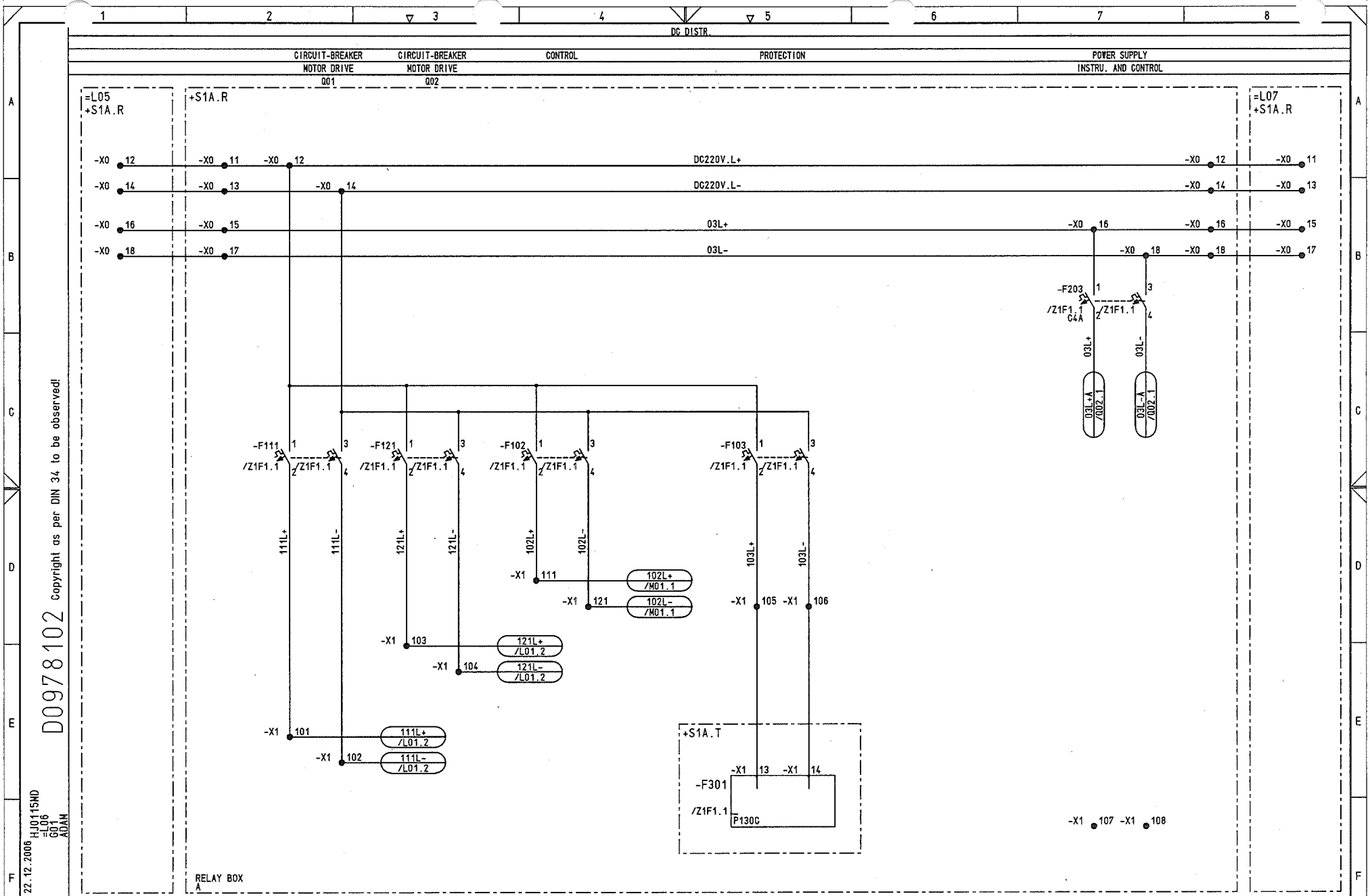

NO.	Alteration	Date	Name	Std.		Orig.:	Iss.for	Iss.by:
03	AS BUILT	05.12.2006	AD	Date	06.06.2005	US STEEL KOSICE/SLOVAKIA		
02	Fact.-Rev.	09.11.2005	AD	Drawn	ADAM	50.3023.01		
01	Approval	20.09.2005	AD	Check	GROHMANN	SUBSTATION T80		

AREVA

CIRCUIT DIAGRAM
DC DISTR.
PANEL
06

50.3023.01.A3.741.227 S =L06 / G01

Typ: 03 OUTGOING

D009781.02.606-3.AHA

Sheet 9 97 Sh.

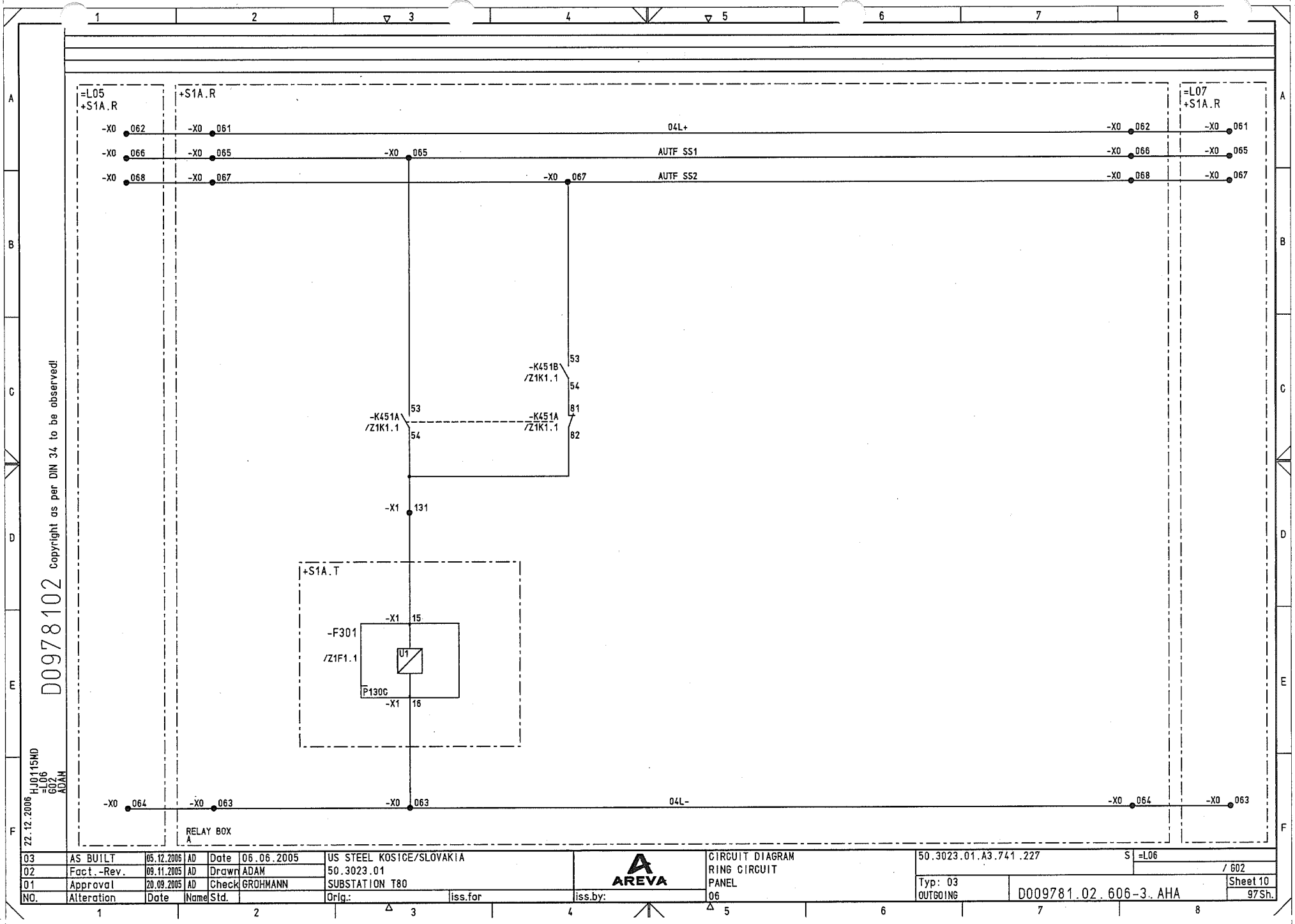

03	AS BUILT	05.12.2006	AD	Date	06.06.2005	US STEEL KOSICE/SLOVAKIA	AREVA	CIRCUIT DIAGRAM	50.3023.01.A3.741.227	S	=L06
02	Fact.-Rev.	09.11.2005	AD	Drawn	ADAM	50.3023.01		RING CIRCUIT			/ G02
01	Approval	20.09.2005	AD	Check	GROHMANN	SUBSTATION T80		PANEL	Typ: 03		Sheet 10
NO.	Alteration	Date	Name	Std.		Orig.:	iss.for:	06	OUTGOING	D009781.02.606-3.AHA	97 Sh.

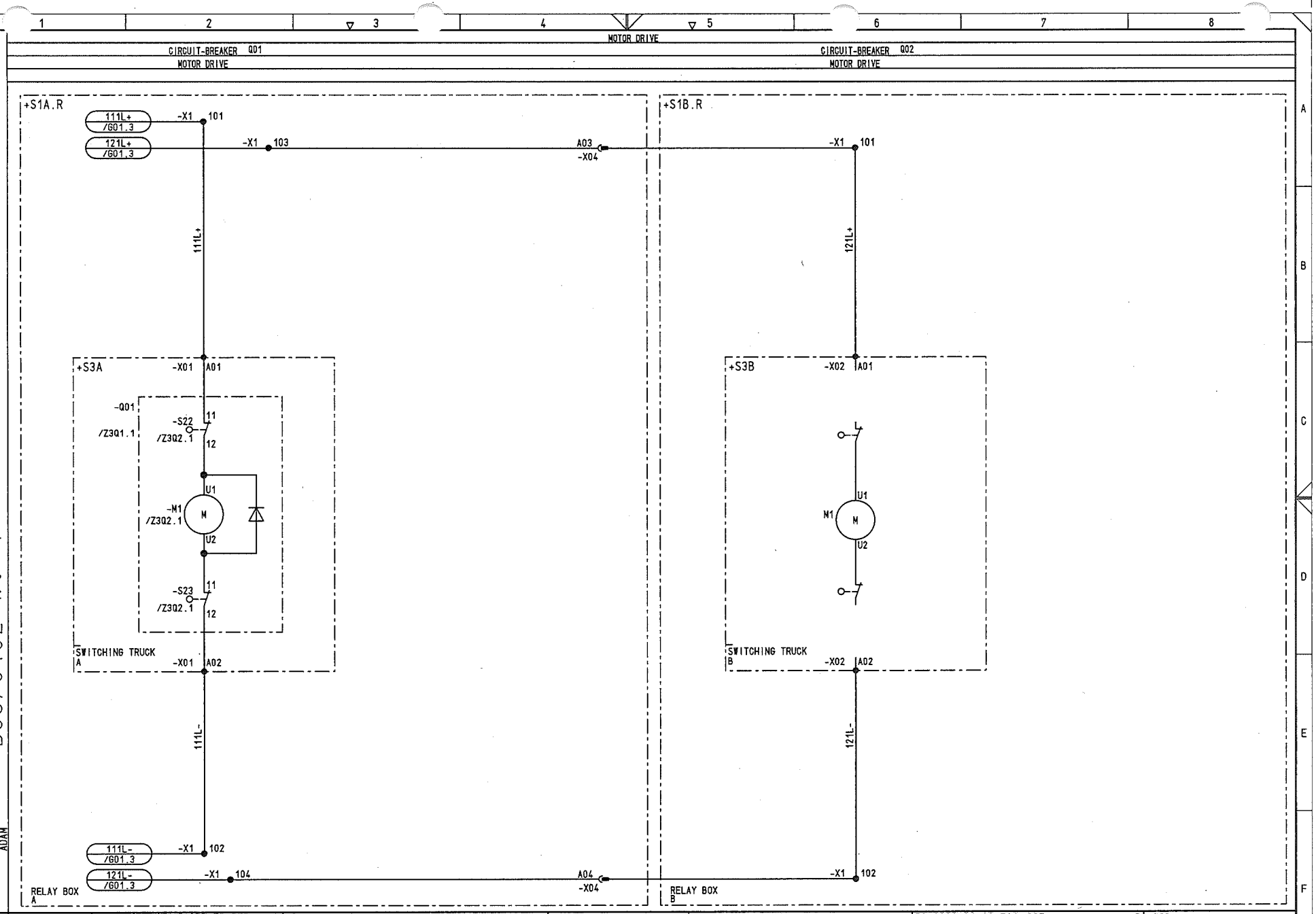

Copyright as per DIN 34 to be observed!

D0978102

22.12.2006 HJ0115MD
=L06
-L01
ADAM

03	AS BUILT	05.12.2006	AD	Date	06.06.2005	US STEEL KOSICE/SLOVAKIA	AREVA	CIRCUIT DIAGRAM	50.3023.01.A3.741.227	S	=L06
02	Fact.-Rev.	09.11.2005	AD	Drawn	ADAM	50.3023.01		CIRCUIT-BREAKER MOTOR DRIVE			/ L01
01	Approval	20.09.2005	AD	Check	GROHMANN	SUBSTATION T80		PANEL	Typ: 03		Sheet 11
NO.	Alteration	Date	Name	Std.		Orig.:	iss.for	iss.by:	06	OUTGOING	D009781.02.606-3.AHA	97Sh.

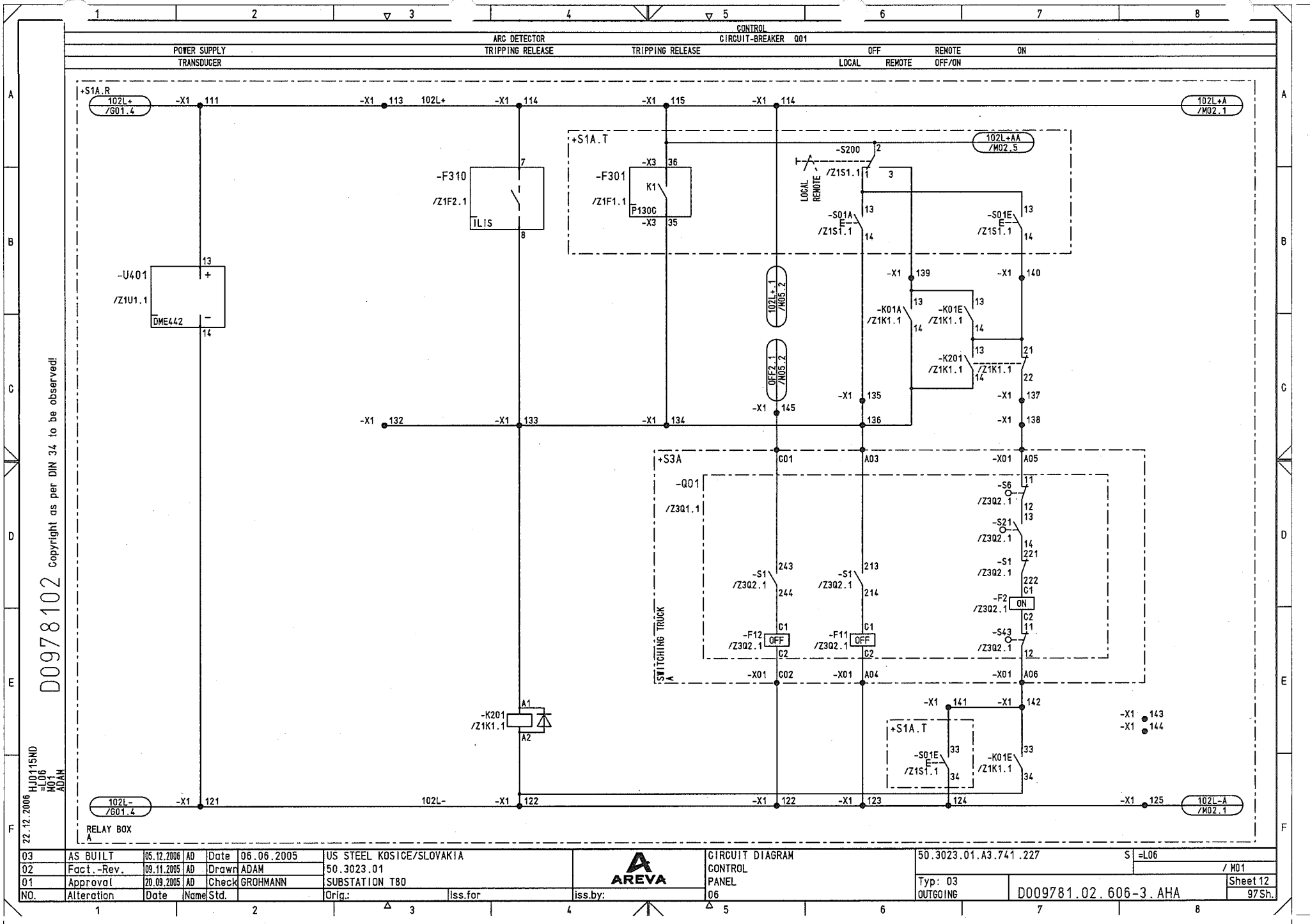

D0978102 Copyright as per DIN 34 to be observed!

22.12.2006 HJ0115MD =L06 M01 ADAM

NO.	Alteration	Date	Name	Std.		Orig.:	Iss.for	Iss.by:
03	AS BUILT	05.12.2006	AD	Date	06.06.2005	US STEEL KOSICE/SLOVAKIA		
02	Fact.-Rev.	09.11.2005	AD	Drawn	ADAM	50.3023.01		
01	Approval	20.09.2005	AD	Check	GROHMANN	SUBSTATION T80		

AREVA

CIRCUIT DIAGRAM
CONTROL
PANEL
06

50.3023.01.A3.741 .227 S =L06 / M01

Typ: 03
OUTGOING

D009781.02.606-3.AHA

Sheet 12
97Sh.

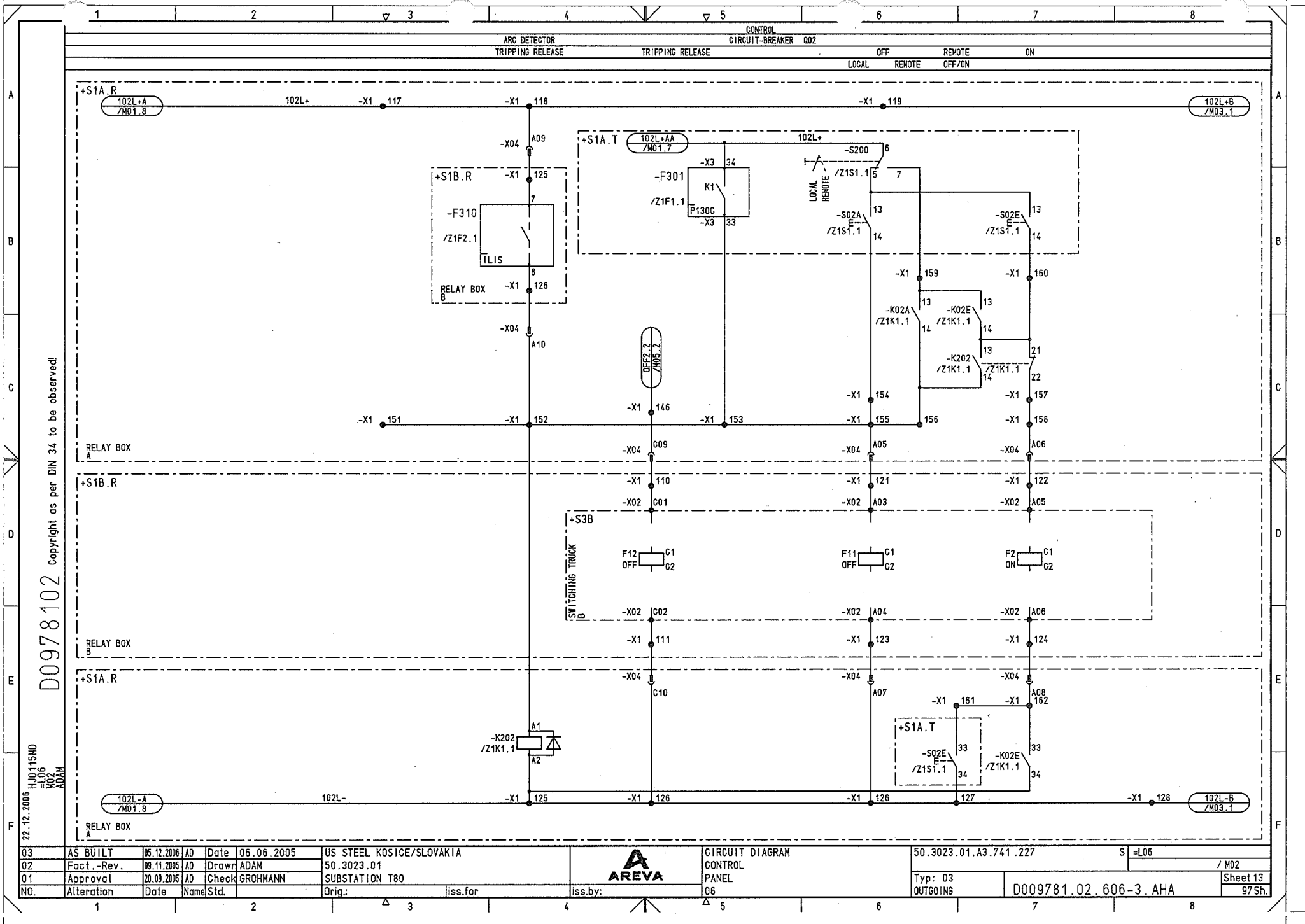

NO.	Alteration	Date	Name	Std.		Orig.:	iss.for	iss.by:
03	AS BUILT	05.12.2006	AD	Date	06.06.2005	US STEEL KOSICE/SLOVAKIA		
02	Fact.-Rev.	09.11.2005	AD	Drawn	ADAM	50.3023.01		
01	Approval	20.09.2005	AD	Check	GROHMANN	SUBSTATION T80		

AREVA

CIRCUIT DIAGRAM
CONTROL
PANEL
06

50.3023.01.A3.741 .227 S =L06 / M02

Typ: 03
OUTGOING

D009781.02.606-3.AHA

Sheet 13
975h.

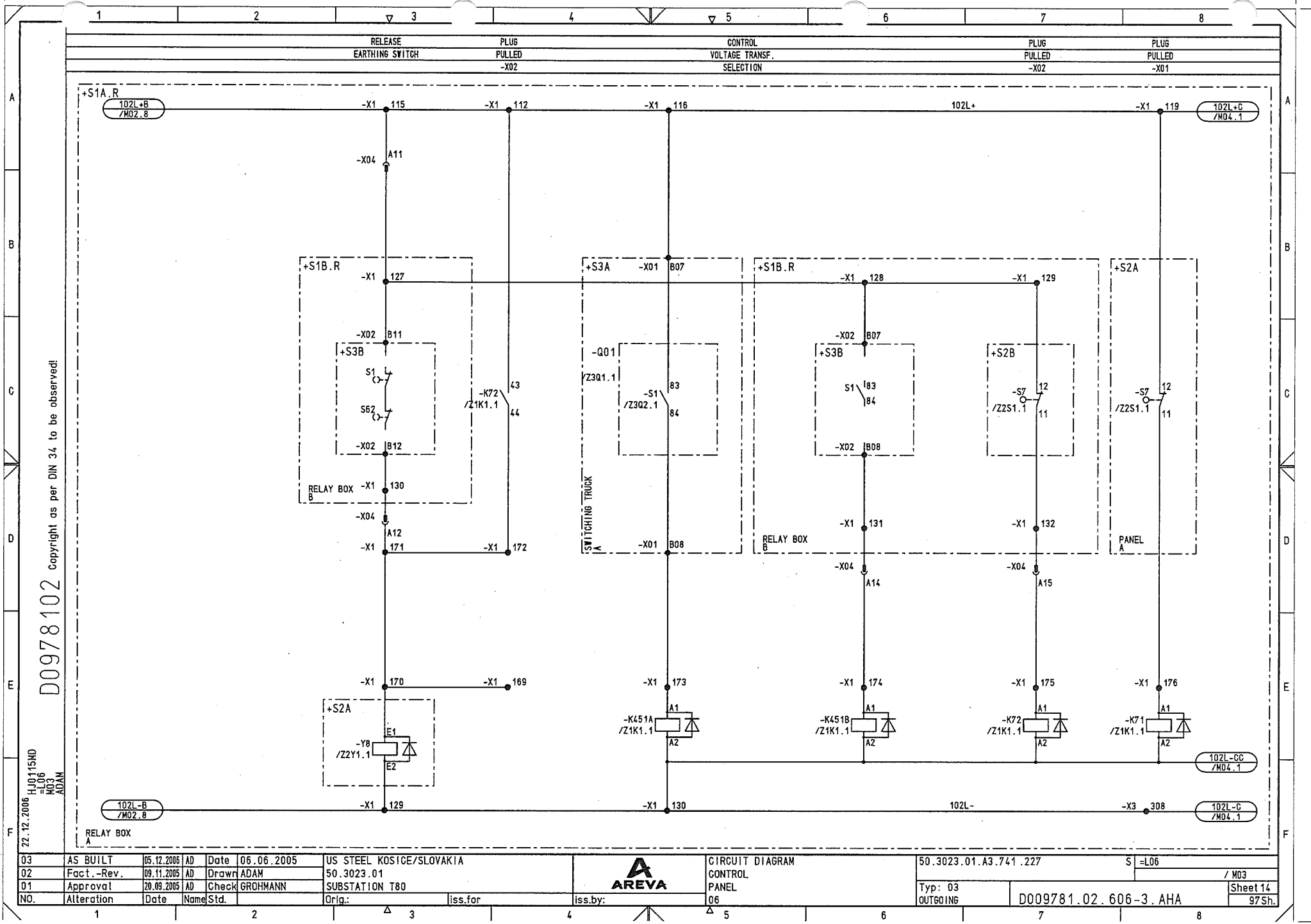

03	AS BUILT	05.12.2006	AD	Date	06.06.2005	US STEEL KOSICE/SLOVAKIA	AREVA	CIRCUIT DIAGRAM	50.3023.01.A3.741.227	S	=L06		
02	Fact.-Rev.	09.11.2005	AD	Drawn	ADAM	50.3023.01		CONTROL			/ M03		
01	Approval	20.09.2005	AD	Check	GROHMANN	SUBSTATION T80		PANEL	Typ: 03				Sheet 14
NO.	Alteration	Date	Name	Std.		Orig.:	iss.for	iss.by:	06	OUTGOING	D009781.02.606-3.AHA		97Sh.

CONTROL CIRCUIT-BREAKER Q01 — REMOTE OFF / REMOTE ON

CONTROL CIRCUIT-BREAKER Q02 — REMOTE OFF / REMOTE ON

+S1A.R

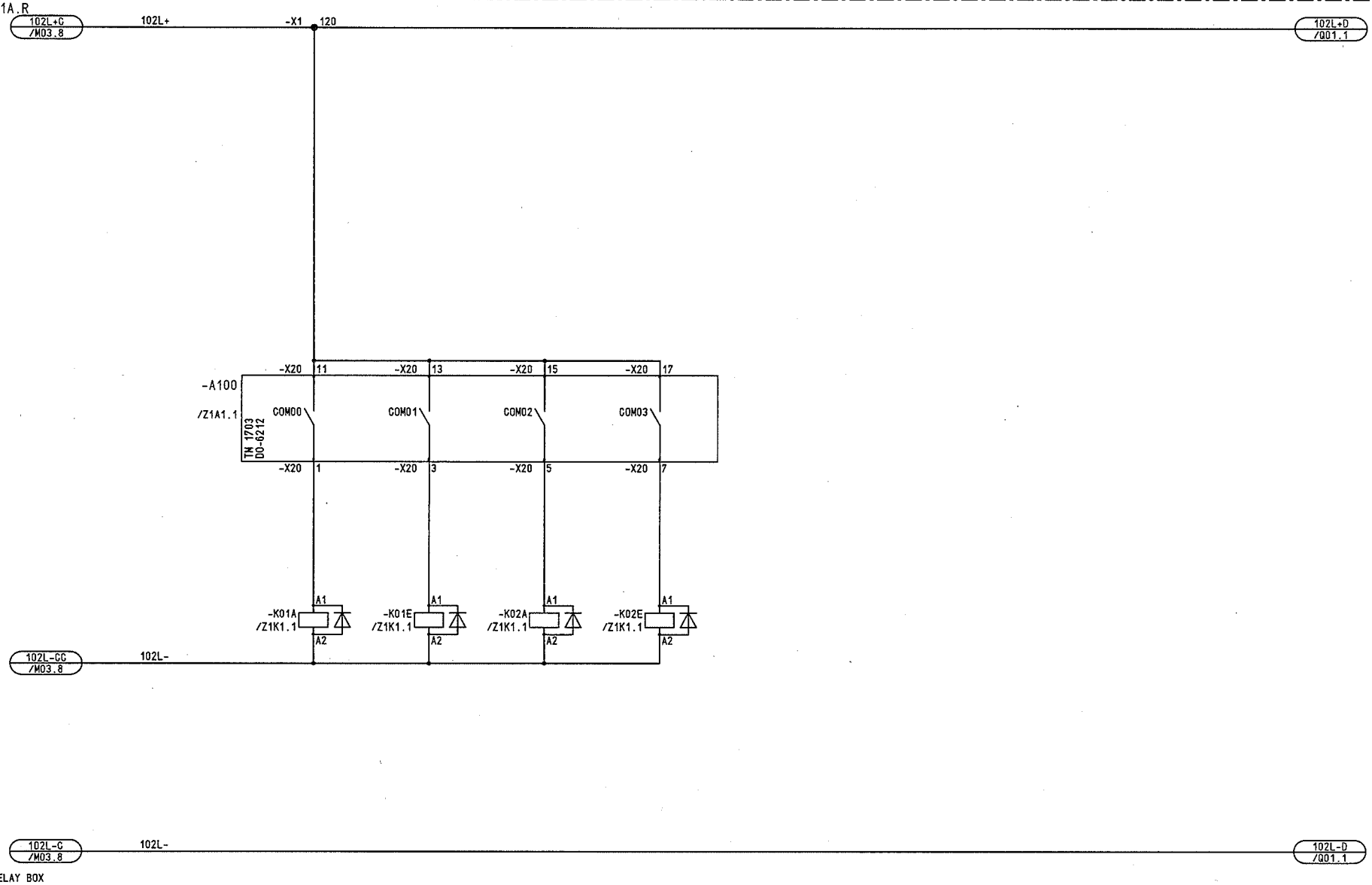

RELAY BOX A

Copyright as per DIN 34 to be observed!

D009781 02

22.12.2006 HJ0115MD =L06 M04 ADAM

NO.	Alteration	Date	Name	Std.		Orig.:	iss.for	iss.by:
03	AS BUILT	05.12.2006	AD	Date	06.06.2005	US STEEL KOSICE/SLOVAKIA		
02	Fact.-Rev.	09.11.2005	AD	Drawn	ADAM	50.3023.01		
01	Approval	20.09.2005	AD	Check	GROHMANN	SUBSTATION T80		

AREVA

CIRCUIT DIAGRAM CONTROL PANEL 06

50.3023.01.A3.741.227 S =L06 / M04

Typ: 03 OUTGOING

D009781.02.606-3.AHA

Sheet 15 97Sh.

PROT. TRIPPING RELEASE

ARC DETECTOR TRIPPING RELEASE

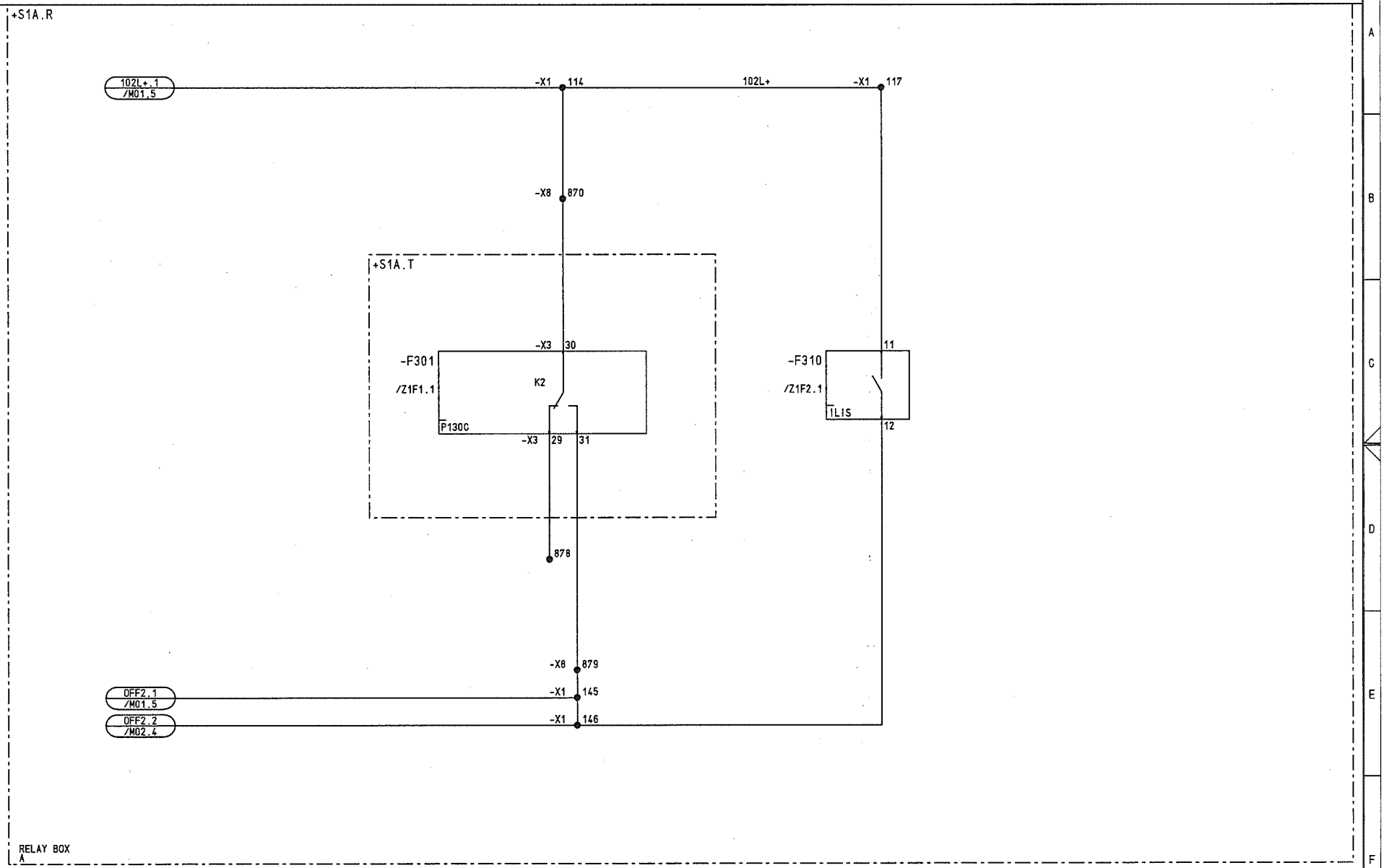

Copyright as per DIN 34 to be observed!

D0978102

22.12.2006 HJ0115ND =L06 M05 ADAM

NO.	Alteration	Date	Name	Std.		Orig.:	iss.for	iss.by:
03	AS BUILT	05.12.2006	AD	Date	06.06.2005	US STEEL KOSICE/SLOVAKIA		
02	Fact.-Rev.	09.11.2005	AD	Drawn	ADAM	50.3023.01		
01	Approval	20.09.2005	AD	Check	GROHMANN	SUBSTATION T80		

AREVA

CIRCUIT DIAGRAM
CONTROL
PANEL
06

50.3023.01.A3.741.227 S =L06 / M05

Typ: 03 OUTGOING

D009781.02.606-3.AHA

Sheet 16 97Sh.

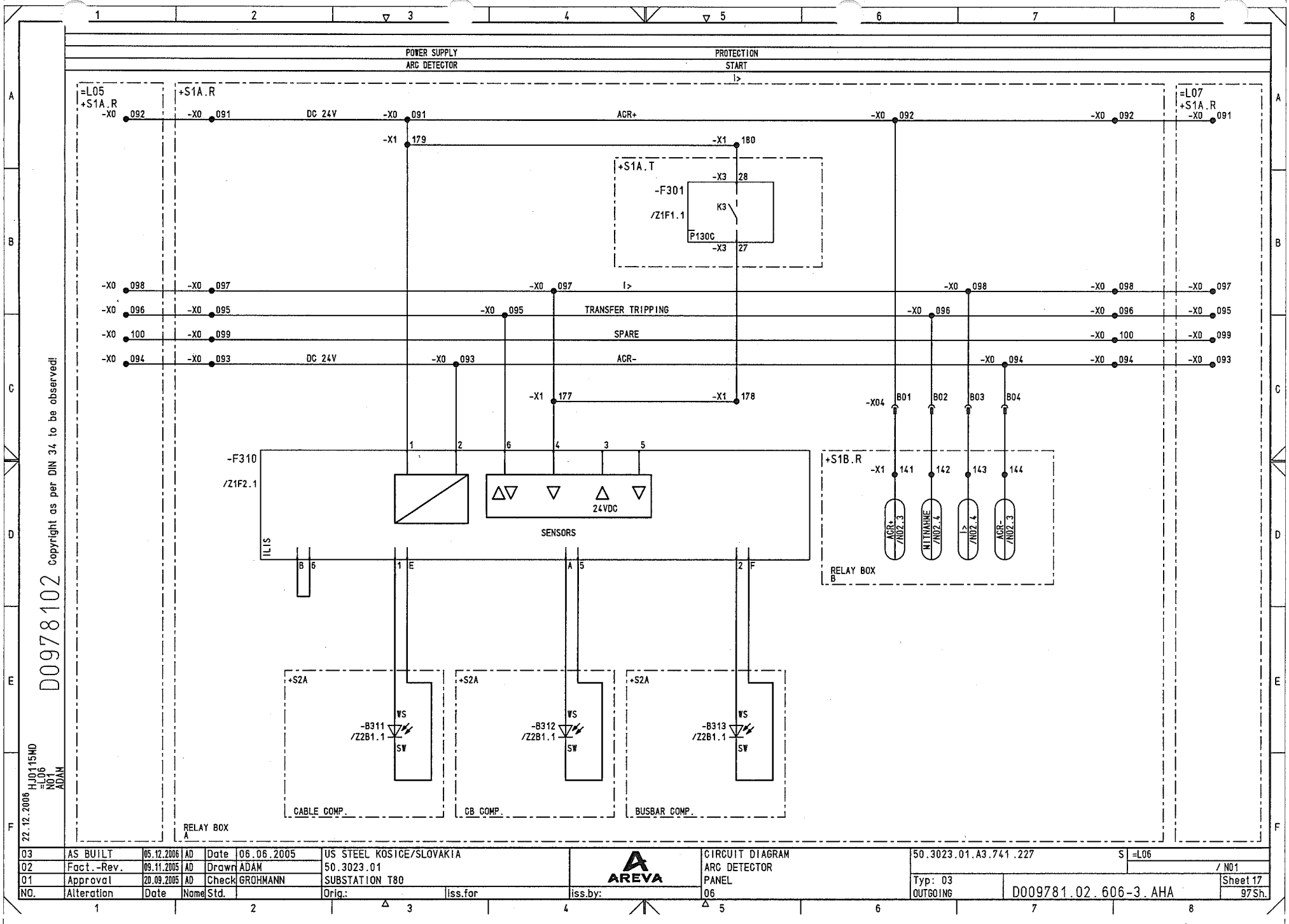

03	AS BUILT	05.12.2006	AD	Date	06.06.2005	US STEEL KOSICE/SLOVAKIA	AREVA	CIRCUIT DIAGRAM	50.3023.01.A3.741.227	S	=L06		
02	Fact.-Rev.	09.11.2005	AD	Drawn	ADAM	50.3023.01		ARC DETECTOR				/ N01	
01	Approval	20.09.2005	AD	Check	GROHMANN	SUBSTATION T80		PANEL	Typ: 03				Sheet 17
NO.	Alteration	Date	Name	Std.		Orig.: Iss.for	Iss.by:	06	OUTGOING	D009781.02.606-3.AHA			97Sh.

POWER SUPPLY
ARC DETECTOR

+S1B.R

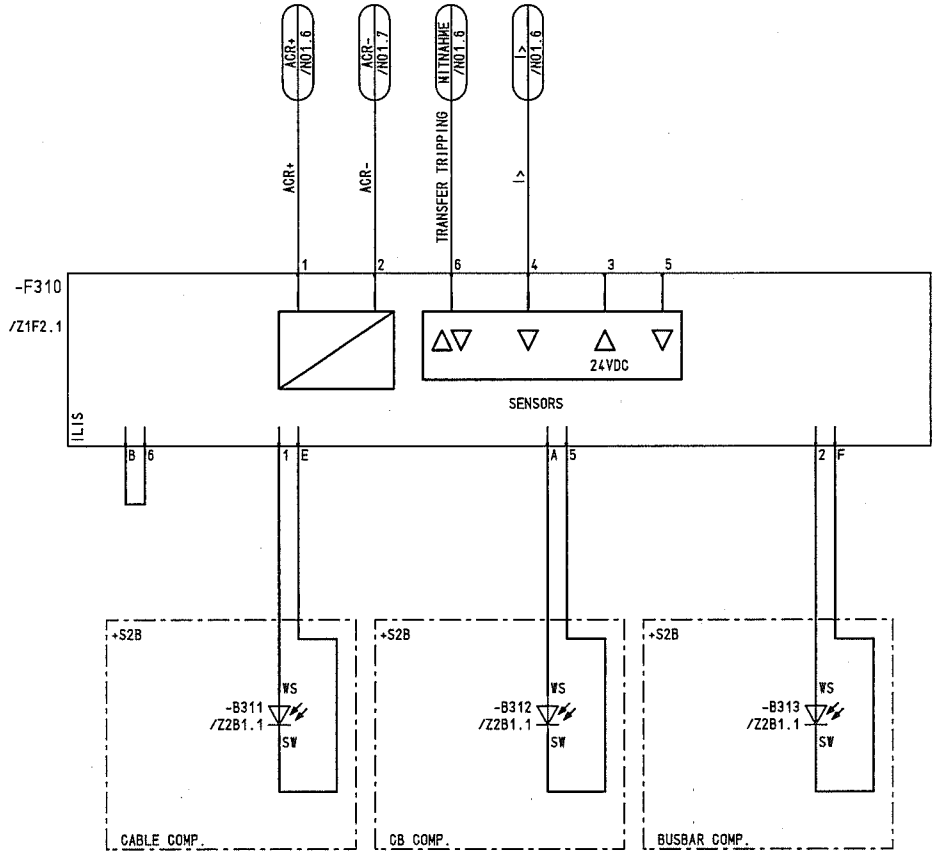

RELAY BOX
B

Copyright as per DIN 34 to be observed!

D009781 02

22.12.2006 HJ0115MD =L06 /N02 ADAM

NO.	Alteration	Date	Name	Std.		Orig.:	Iss.for	Iss.by:
03	AS BUILT	05.12.2006	AD	Date	06.06.2005	US STEEL KOSICE/SLOVAKIA		
02	Fact.-Rev.	09.11.2005	AD	Drawn	ADAM	50.3023.01		
01	Approval	20.09.2005	AD	Check	GROHMANN	SUBSTATION T80		

AREVA

CIRCUIT DIAGRAM
ARC DETECTOR
PANEL
06

50.3023.01.A3.741.227 S =L06 / N02

Typ: 03 OUTGOING

D009781.02.606-3.AHA

Sheet 18 97Sh.

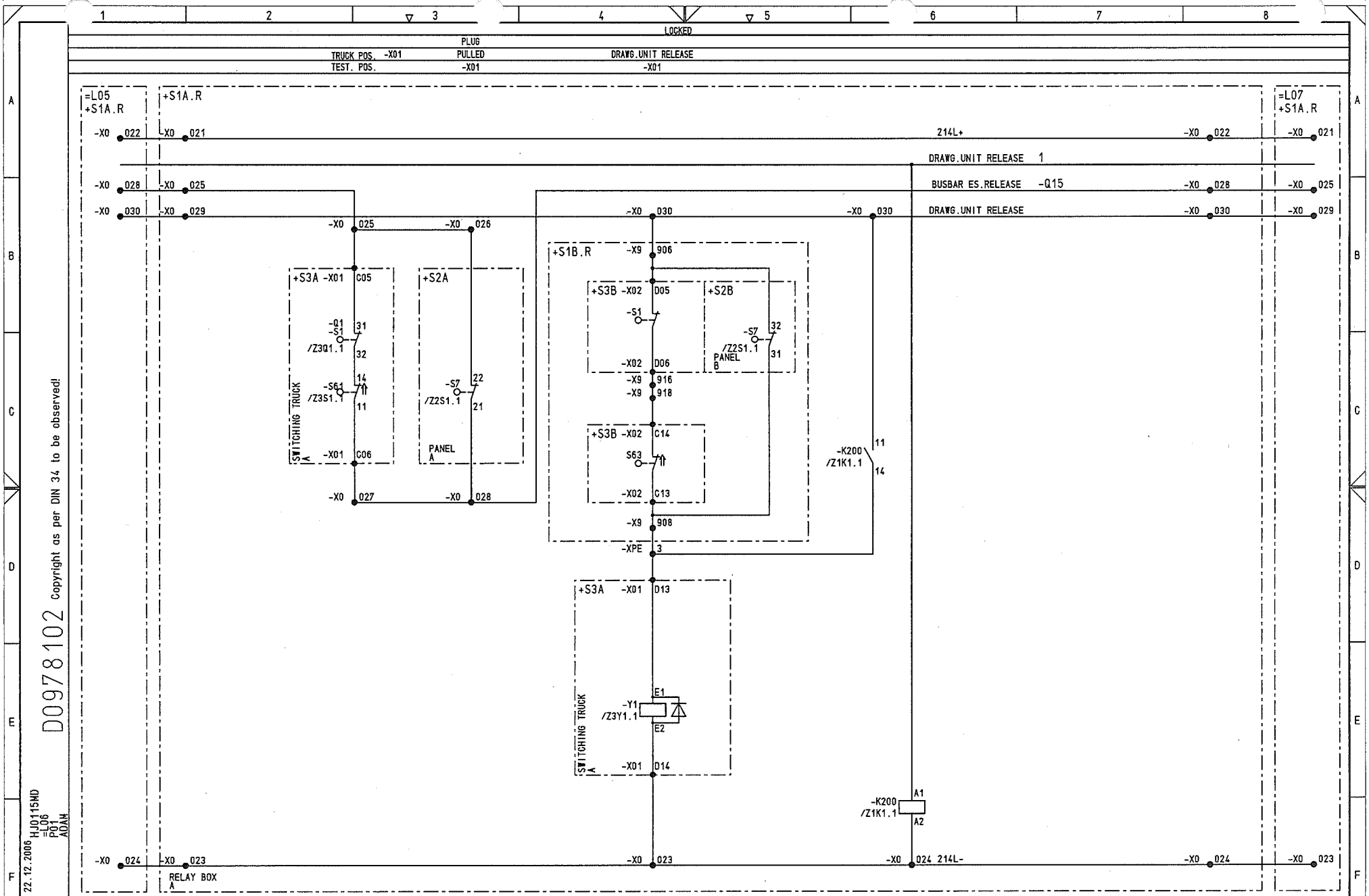

NO.	Alteration	Date	Name	Std.		Orig.:	iss.for	iss.by:
03	AS BUILT	05.12.2006	AD	Date	06.06.2005	US STEEL KOSICE/SLOVAKIA		
02	Fact.-Rev.	09.11.2005	AD	Drawn	ADAM	50.3023.01		
01	Approval	20.09.2005	AD	Check	GROHMANN	SUBSTATION T80		

AREVA

CIRCUIT DIAGRAM
INTERLOCK
PANEL
06

50.3023.01.A3.741.227 S =L06 / P01

Typ: 03
OUTGOING

D009781.02.606-3.AHA

Sheet 19
97 Sh.

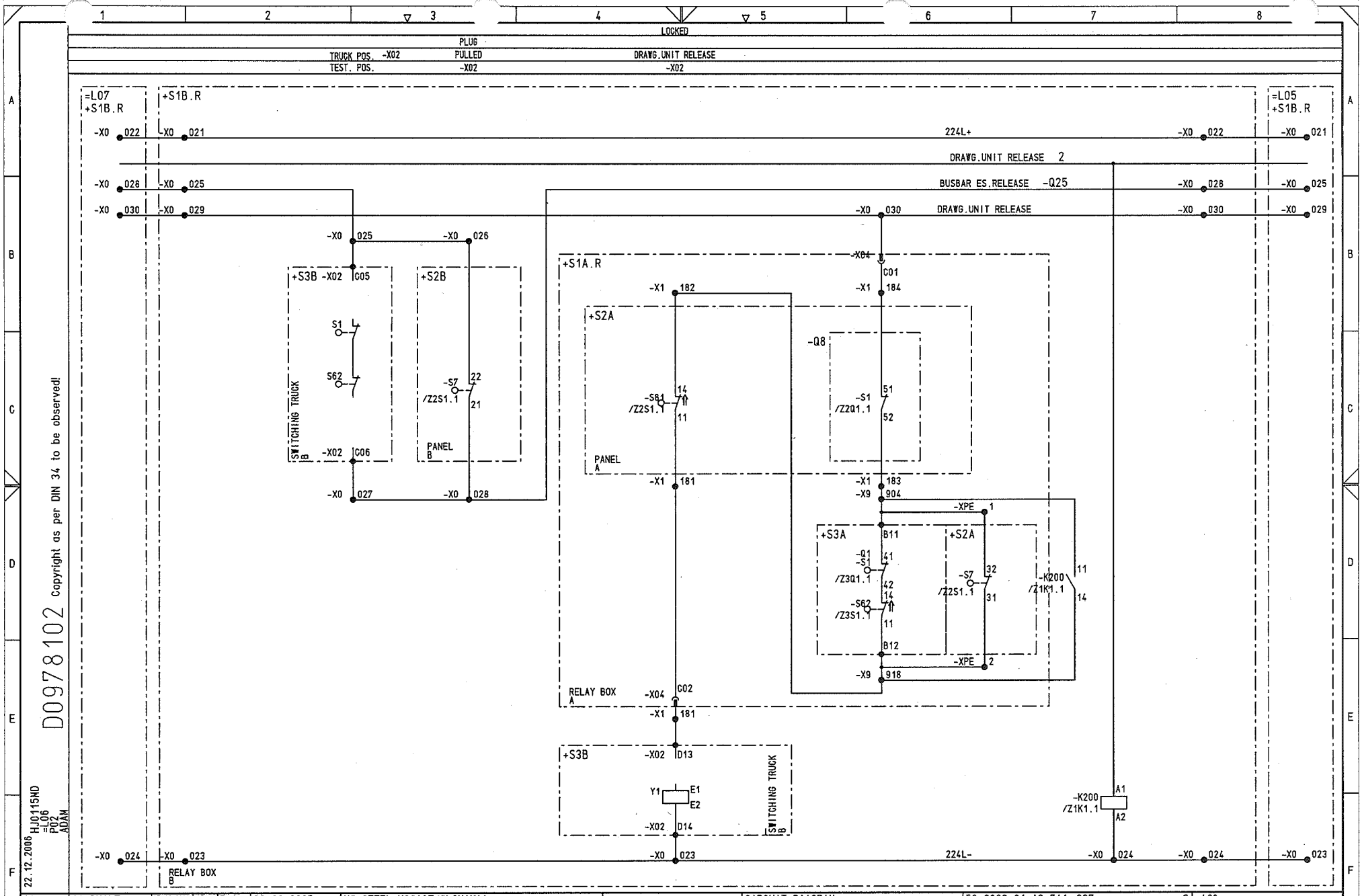

03	AS BUILT	05.12.2006	AD	Date	06.06.2005	US STEEL KOSICE/SLOVAKIA	AREVA	CIRCUIT DIAGRAM	50.3023.01.A3.741.227 S =L06
02	Fact.-Rev.	09.11.2005	AD	Drawn	ADAM	50.3023.01		INTERLOCK	/ P02
01	Approval	20.09.2005	AD	Check	GROHMANN	SUBSTATION T80		PANEL	Typ: 03 OUTGOING D009781.02.606-3.AHA Sheet 20
NO.	Alteration	Date	Name	Std.		Orig.: Iss.for	Iss.by:	06	97 Sh.

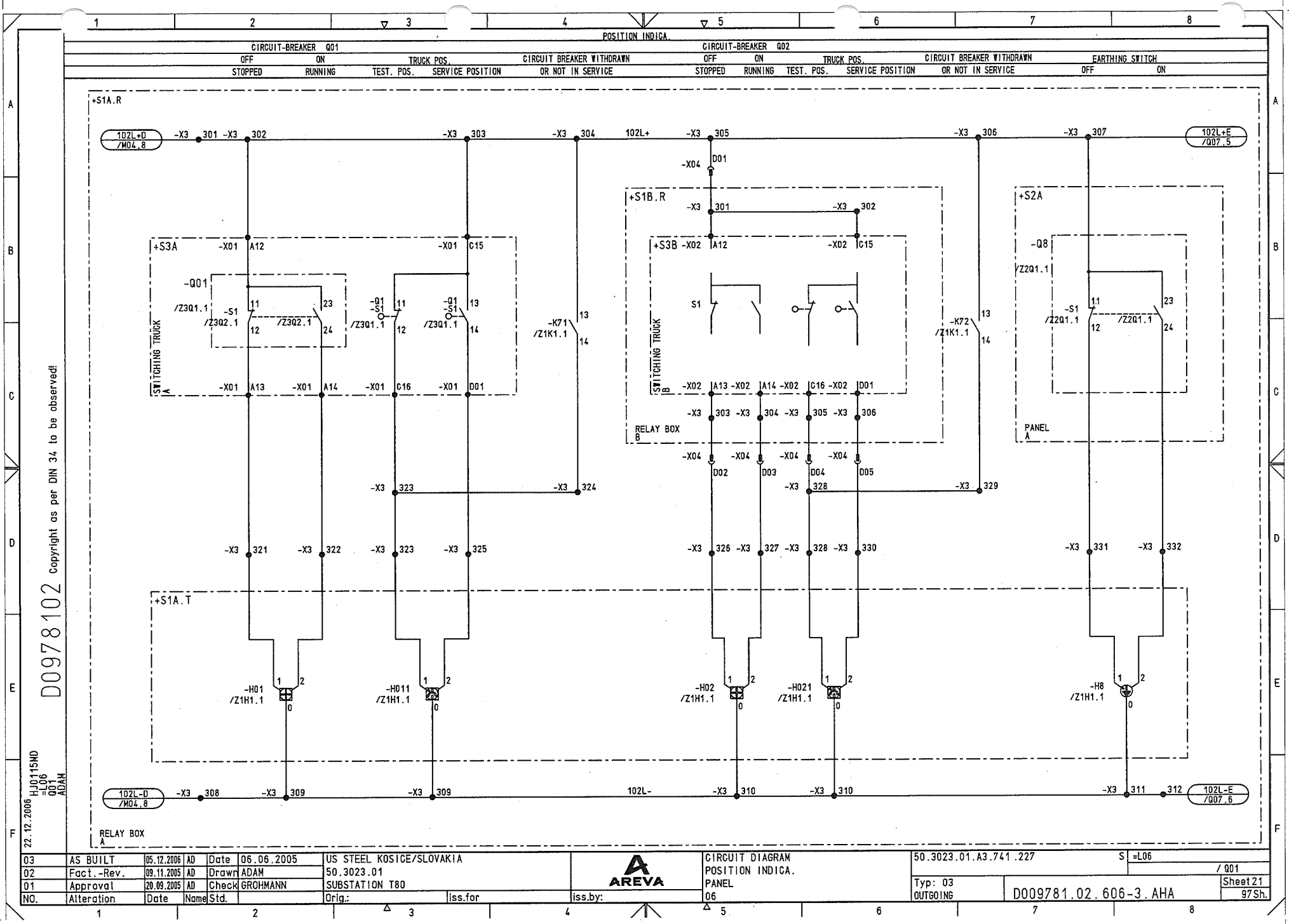

D0978102 Copyright as per DIN 34 to be observed!

22.12.2006 HJ0115ND -L06 -Q01 ADAM

03	AS BUILT	05.12.2006	AD	Date	06.06.2005	US STEEL KOSICE/SLOVAKIA	AREVA	CIRCUIT DIAGRAM POSITION INDICA.	50.3023.01.A3.741 .227	S =L06 / Q01
02	Fact.-Rev.	09.11.2005	AD	Drawn	ADAM	50.3023.01		PANEL 06	Typ: 03 OUTGOING	D009781.02.606-3.AHA Sheet 21 97Sh.
01	Approval	20.09.2005	AD	Check	GROHMANN	SUBSTATION T80				
NO.	Alteration	Date	Name	Std.		Orig.: Iss.for	Iss.by:			

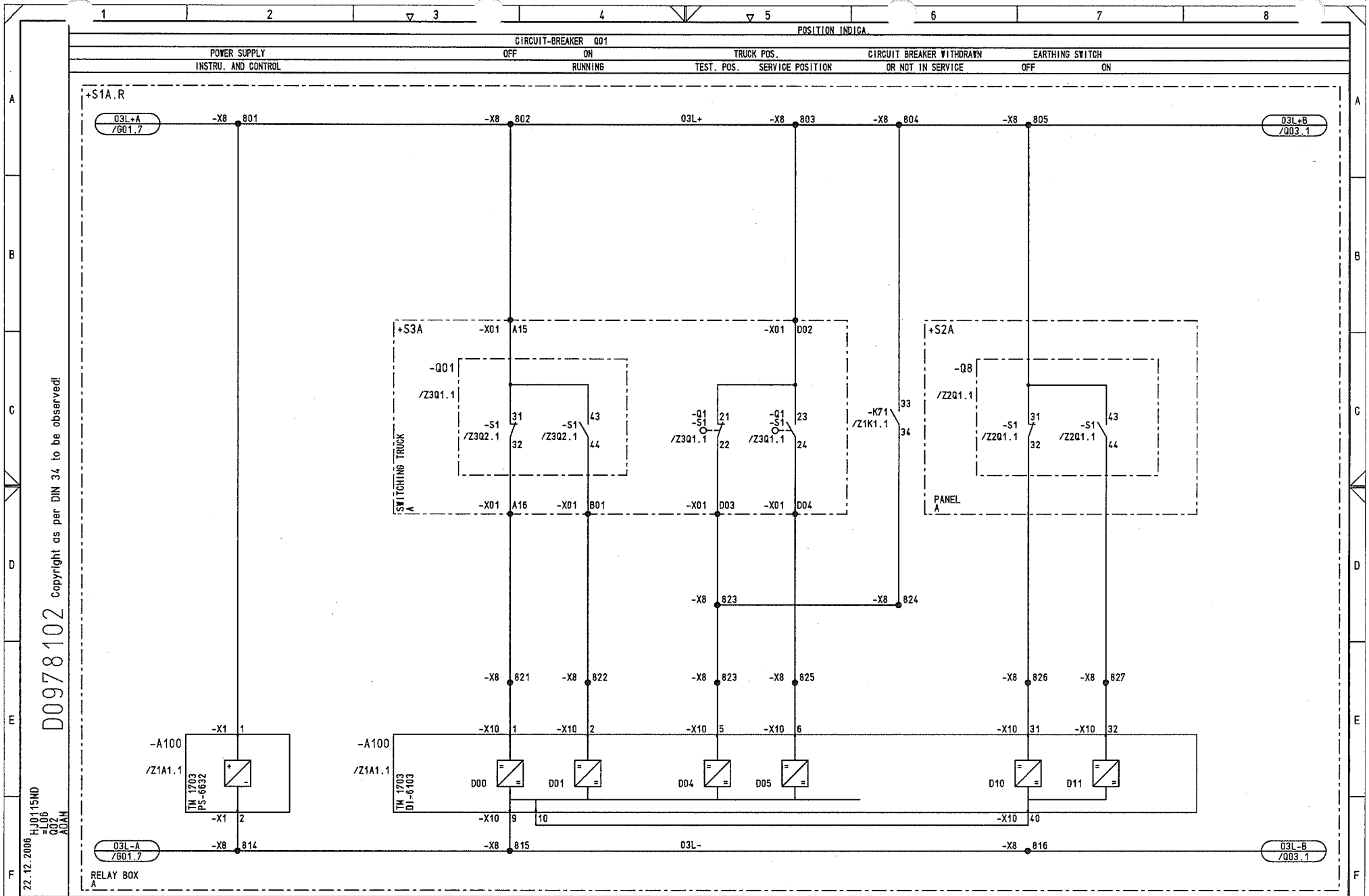

D0978102 Copyright as per DIN 34 to be observed!

22.12.2006 HJ0115ND =L06 Q02 ADAM

NO.	Alteration	Date	Name	Std.		Orig.:	iss.for	iss.by:
03	AS BUILT	05.12.2006	AD	Date	06.06.2005	US STEEL KOSICE/SLOVAKIA		
02	Fact.-Rev.	09.11.2005	AD	Drawn	ADAM	50.3023.01		
01	Approval	20.09.2005	AD	Check	GROHMANN	SUBSTATION T80		

AREVA

CIRCUIT DIAGRAM
INTERFACE
PANEL
06

50.3023.01.A3.741.227 S =L06 / Q02

Typ: 03
OUTGOING

D009781.02.606-3.AHA

Sheet 22
97Sh.

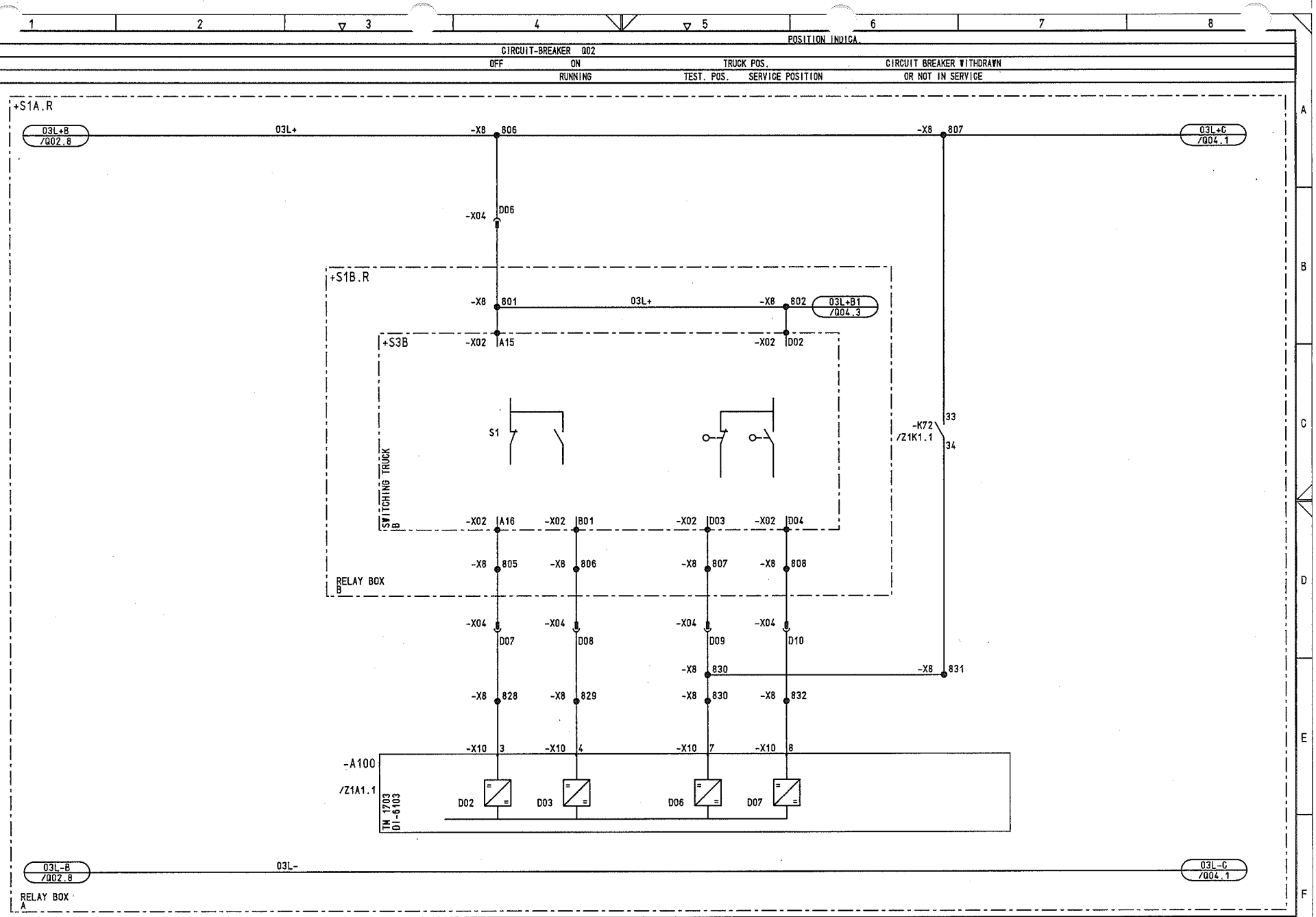

NO.	Alteration	Date	Name	Std.		Orig.:	iss.for	iss.by:
03	AS BUILT	05.12.2006	AD	Date	06.06.2005	US STEEL KOSICE/SLOVAKIA		
02	Fact.-Rev.	09.11.2005	AD	Drawn	ADAM	50.3023.01		
01	Approval	20.09.2005	AD	Check	GROHMANN	SUBSTATION T80		

AREVA

CIRCUIT DIAGRAM
INTERFACE
PANEL
06

50.3023.01.A3.741.227 S =L06 / Q03

Typ: 03
OUTGOING

D009781.02.606-3.AHA

Sheet 23
97 Sh.

M.C.B. TRIPPED
MOTOR DRIVE

SPRING-ENERGY MECH
CHARGED RELEASED

DOUBLE THROW SWITCH
LOCAL / REMOTE

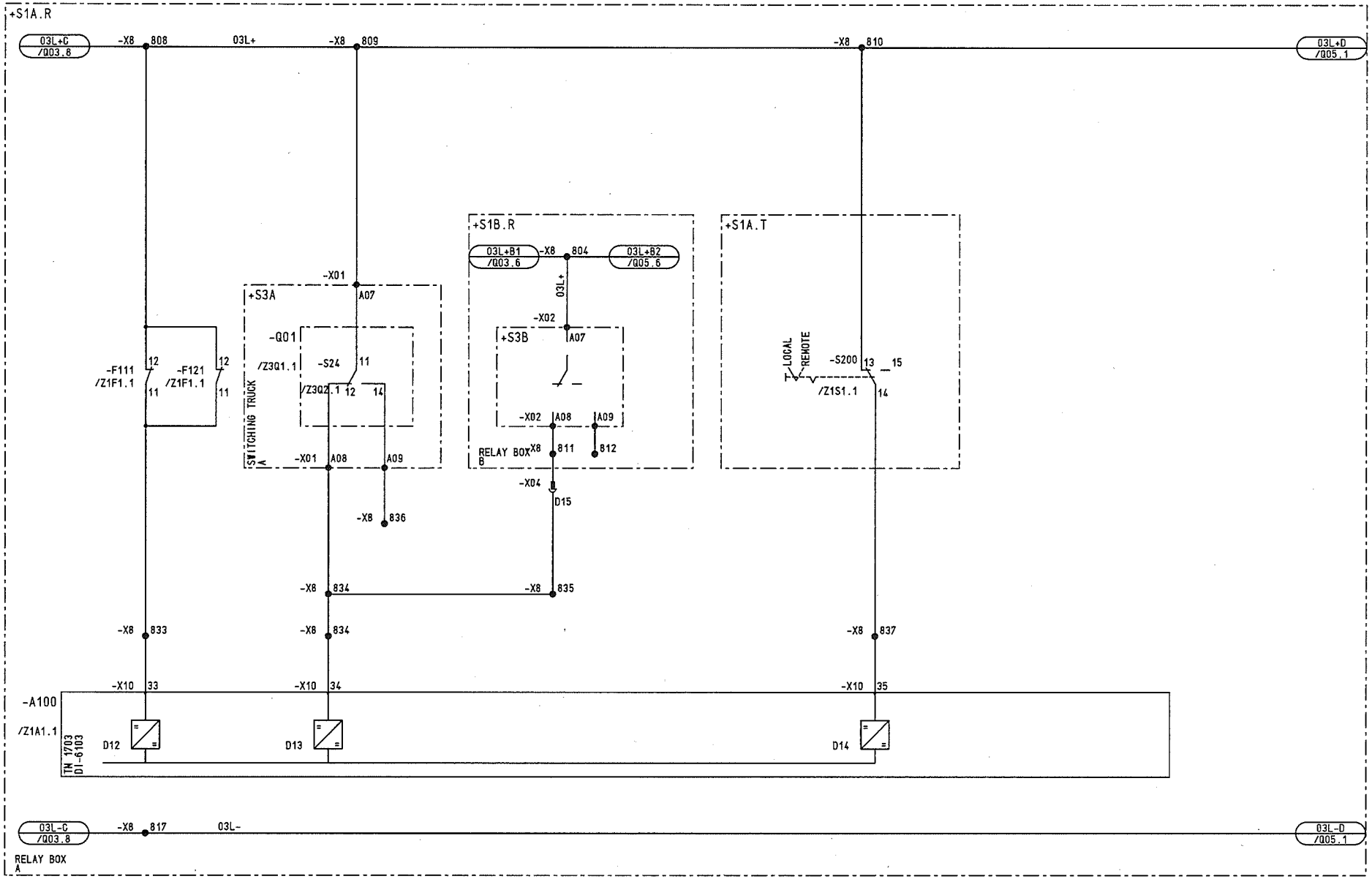

D0097810 2 Copyright as per DIN 34 to be observed!

22.12.2006 HJ0115ND =L06 Q04 ADAM

NO.	Alteration	Date	Name	Std.		Orig.:	iss.for	iss.by:
03	AS BUILT	05.12.2006	AD	Date	06.06.2005	US STEEL KOSICE/SLOVAKIA		
02	Fact.-Rev.	09.11.2005	AD	Drawn	ADAM	50.3023.01		
01	Approval	20.09.2005	AD	Check	GROHMANN	SUBSTATION T80		

AREVA

CIRCUIT DIAGRAM
INTERFACE
PANEL
06

50.3023.01.A3.741.227 S =L06 / Q04

Typ: 03
OUTGOING

D009781.02.606-3.AHA

Sheet 24
97 Sh.

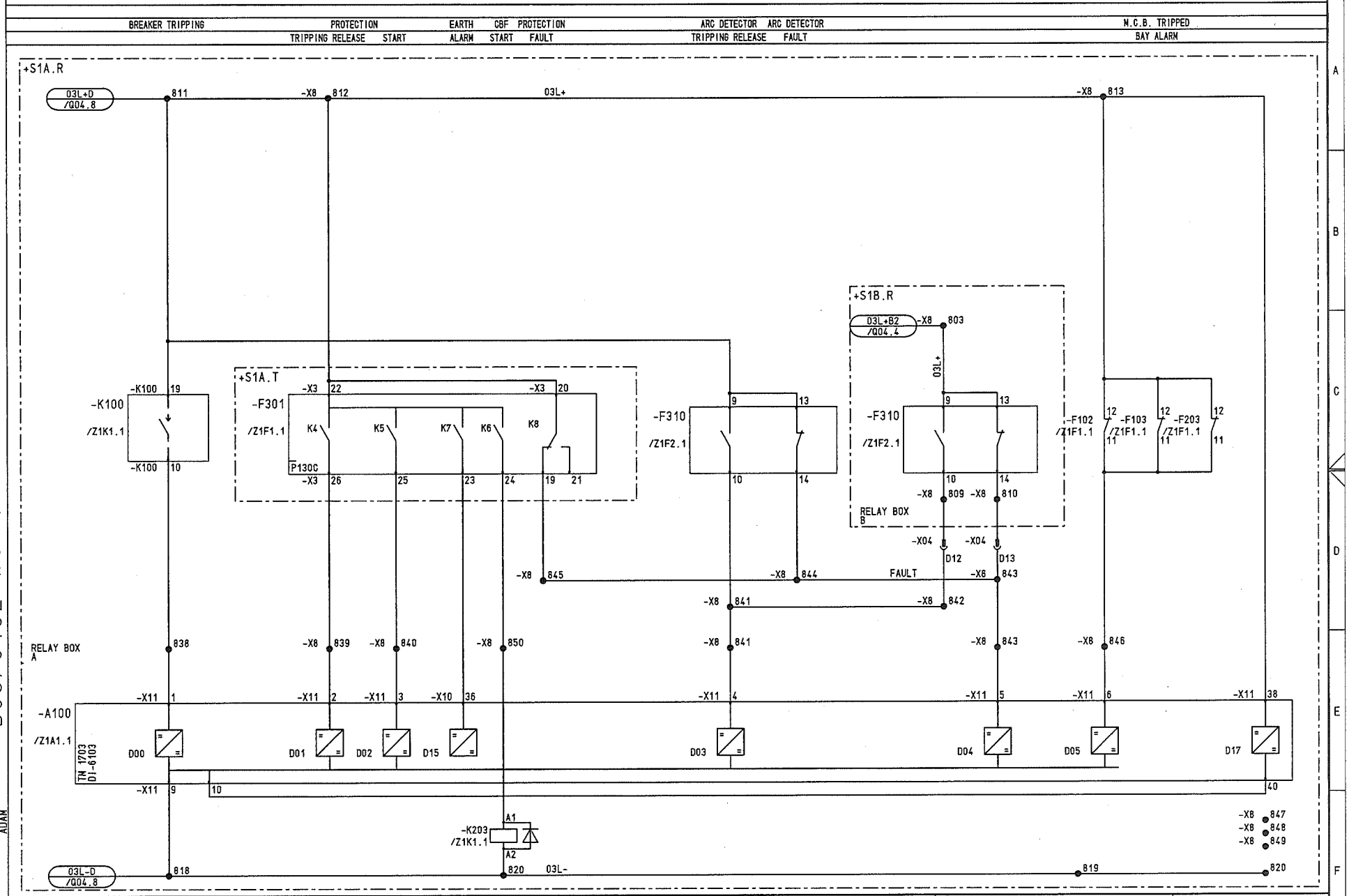

D0978102 Copyright as per DIN 34 to be observed!

22.12.2006 HJ0115MD =L06 Q05 ADAM

NO.	Alteration	Date	Name	Std.		Orig.:	iss.for	iss.by:
03	AS BUILT	05.12.2006	AD	Date	06.06.2005	US STEEL KOSICE/SLOVAKIA		
02	Fact.-Rev.	09.11.2005	AD	Drawn	ADAM	50.3023.01		
01	Approval	20.09.2005	AD	Check	GROHMANN	SUBSTATION T80		

AREVA

CIRCUIT DIAGRAM
INTERFACE
PANEL
06

50.3023.01.A3.741.227 S =L06 / Q05

Typ: 03
OUTGOING

D009781.02.606-3.AHA

Sheet 25
97Sh.

MEASUREMENT

VOLTAGE POWER

CURRENT ACTIVE POWER REACTIVE POW.

+S1A.R

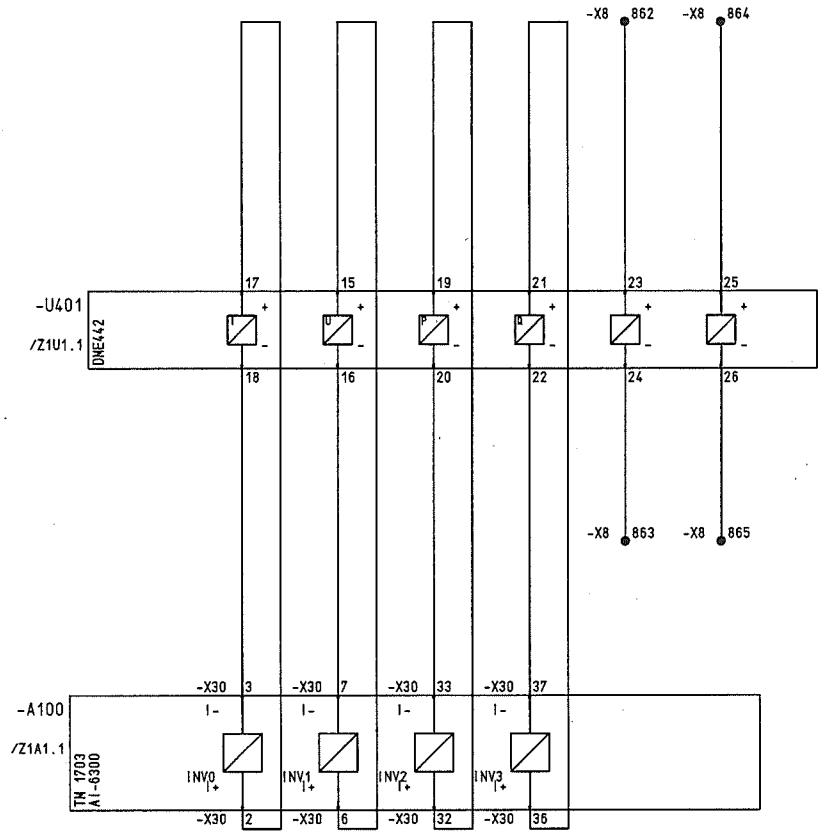

D0978102 Copyright as per DIN 34 to be observed!

22.12.2006 HJ0115ND =L06 Q06 ADAM

RELAY BOX A

NO.	Alteration	Date	Name	Std.		Orig.:	iss.for	iss.by:
03	AS BUILT	05.12.2006	AD	Date	06.06.2005	US STEEL KOSICE/SLOVAKIA		
02	Fact.-Rev.	09.11.2005	AD	Drawn	ADAM	50.3023.01		
01	Approval	20.09.2005	AD	Check	GROHMANN	SUBSTATION T80		

AREVA

CIRCUIT DIAGRAM
INTERFACE
PANEL
06

50.3023.01.A3.741.227 S =L06 / Q06

Typ: 03 OUTGOING

D009781.02.606-3.AHA

Sheet 26 97Sh.

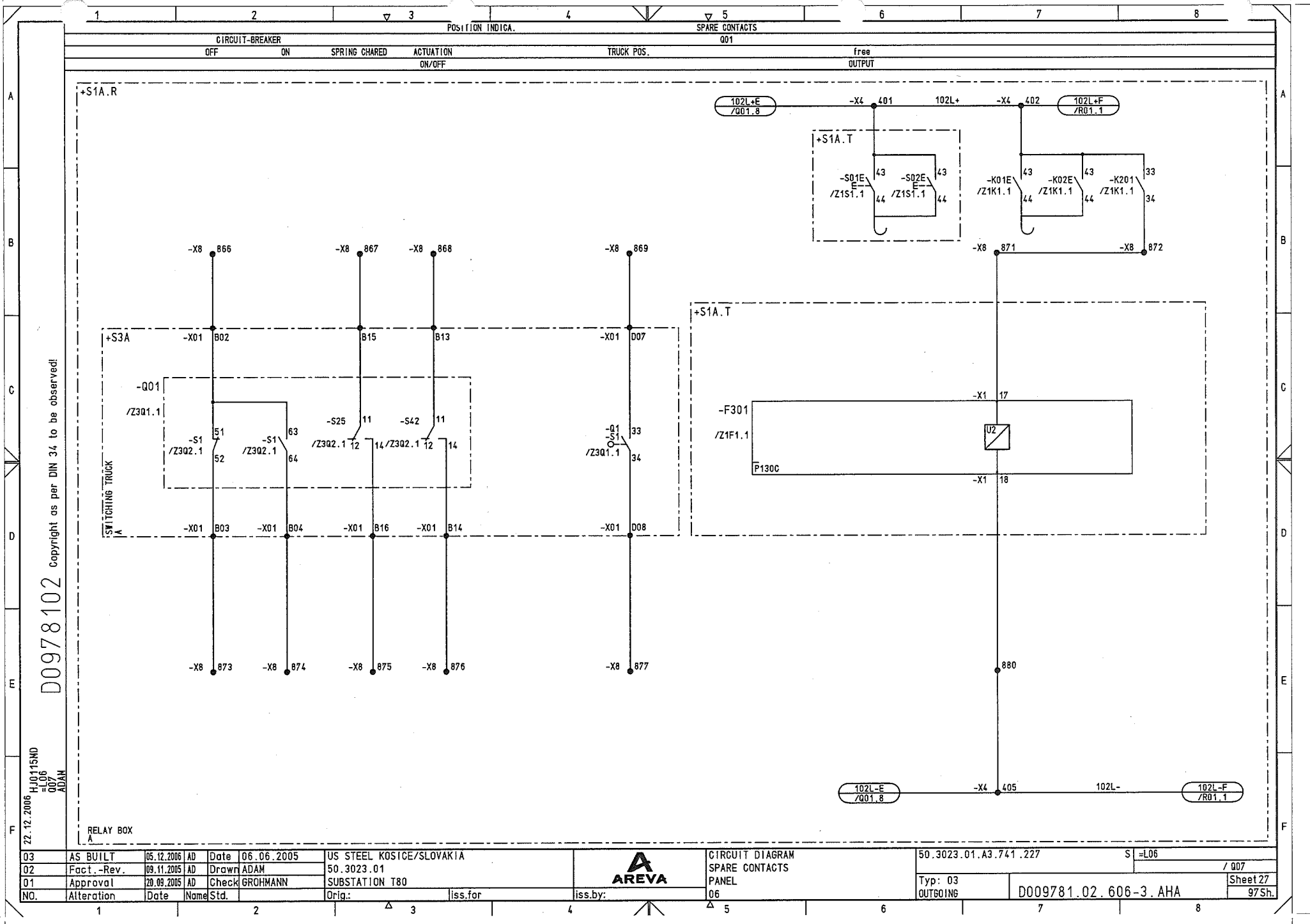
POSITION INDICA.
SPARE CONTACTS
CIRCUIT-BREAKER
Q01
OFF
ON
SPRING CHARED
ACTUATION
ON/OFF
TRUCK POS.
free
OUTPUT
+S1A.R
102L+E /Q01.8
-X4 401
102L+
-X4 402
102L+F /R01.1
+S1A.T
-S01E /Z1S1.1
-S02E /Z1S1.1
-K01E /Z1K1.1
-K02E /Z1K1.1
-K201 /Z1K1.1
-X8 866
-X8 867
-X8 868
-X8 869
-X8 871
-X8 872
+S3A
-X01 B02
B15
B13
-X01 D07
-Q01
/Z3Q1.1
-S1 /Z3Q2.1
-S25 /Z3Q2.1
-S42 /Z3Q2.1
-Q1 /Z3Q1.1
SWITCHING TRUCK A
-X01 B03
-X01 B04
-X01 B16
-X01 B14
-X01 D08
-X8 873
-X8 874
-X8 875
-X8 876
-X8 877
+S1A.T
-F301
/Z1F1.1
U2
P130C
-X1 17
-X1 18
880
102L-E /Q01.8
-X4 405
102L-
102L-F /R01.1
RELAY BOX A
D0978102
Copyright as per DIN 34 to be observed!
22.12.2006 HJ0115ND =L06 /Q07 ADAM
03 AS BUILT 05.12.2006 AD
02 Fact.-Rev. 09.11.2005 AD
01 Approval 20.09.2005 AD
NO. Alteration Date Name
Date 06.06.2005
Drawn ADAM
Check GROHMANN
Std.
US STEEL KOSICE/SLOVAKIA
50.3023.01
SUBSTATION T80
Orig.: Iss.for Iss.by:
AREVA
CIRCUIT DIAGRAM
SPARE CONTACTS
PANEL
06
50.3023.01.A3.741.227
S =L06
/ Q07
Typ: 03
OUTGOING
D009781.02.606-3.AHA
Sheet 27
97Sh.

Position indica. SPARE CONTACTS

CIRCUIT-BREAKER Q02

OFF ON SPRING CHARED ACTUATION TRUCK POS.

ON/OFF SERVICE POSITION

+S1B.R

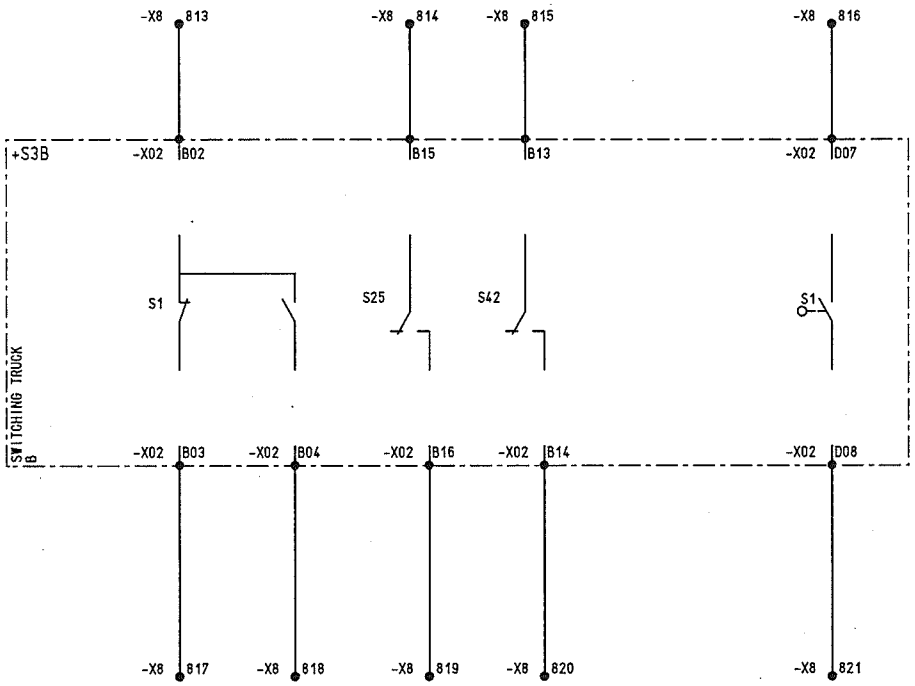

RELAY BOX B

D0978102 Copyright as per DIN 34 to be observed!

22.12.2006 HJ0115MD =L06 Q08 ADAM

NO.	Alteration	Date	Name	Std.		Orig.:	Iss.for	Iss.by:
03	AS BUILT	05.12.2006	AD	Date	06.06.2005	US STEEL KOSICE/SLOVAKIA		
02	Fact.-Rev.	09.11.2005	AD	Drawn	ADAM	50.3023.01		
01	Approval	20.09.2005	AD	Check	GROHMANN	SUBSTATION T80		

AREVA

CIRCUIT DIAGRAM
SPARE CONTACTS
PANEL
06

50.3023.01.A3.741.227 S =L06 / Q08

Typ: 03 OUTGOING

D009781.02.606-3.AHA

Sheet 28 97 Sh.

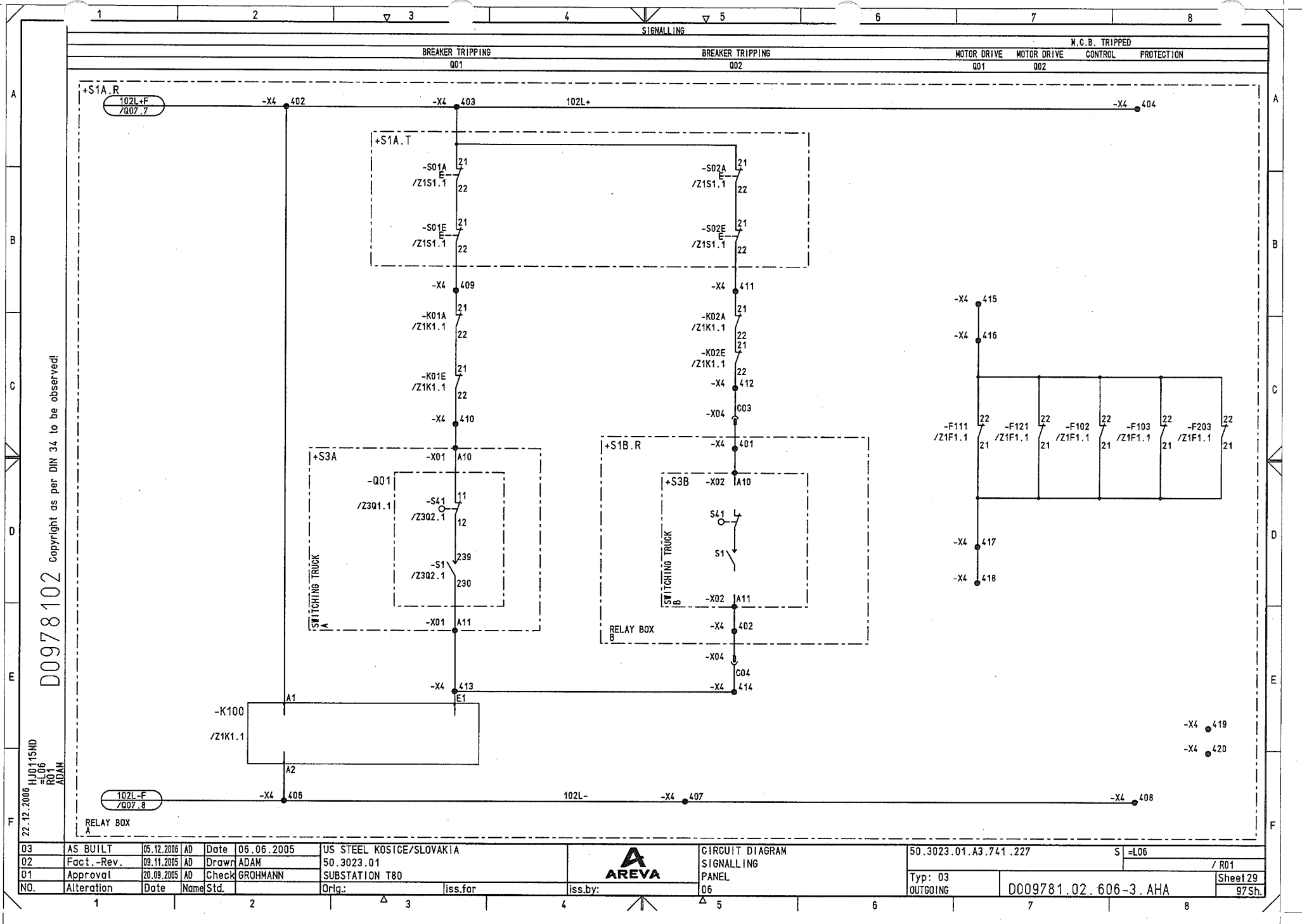

NO.	Alteration	Date	Name	Std.		Orig.:	iss.for	iss.by:
03	AS BUILT	05.12.2006	AD	Date	06.06.2005	US STEEL KOSICE/SLOVAKIA		
02	Fact.-Rev.	09.11.2005	AD	Drawn	ADAM	50.3023.01		
01	Approval	20.09.2005	AD	Check	GROHMANN	SUBSTATION T80		

AREVA

CIRCUIT DIAGRAM
SIGNALLING
PANEL
06

50.3023.01.A3.741.227 S =L06 / R01

Typ: 03 OUTGOING

D009781.02.606-3.AHA

Sheet 29 97 Sh.

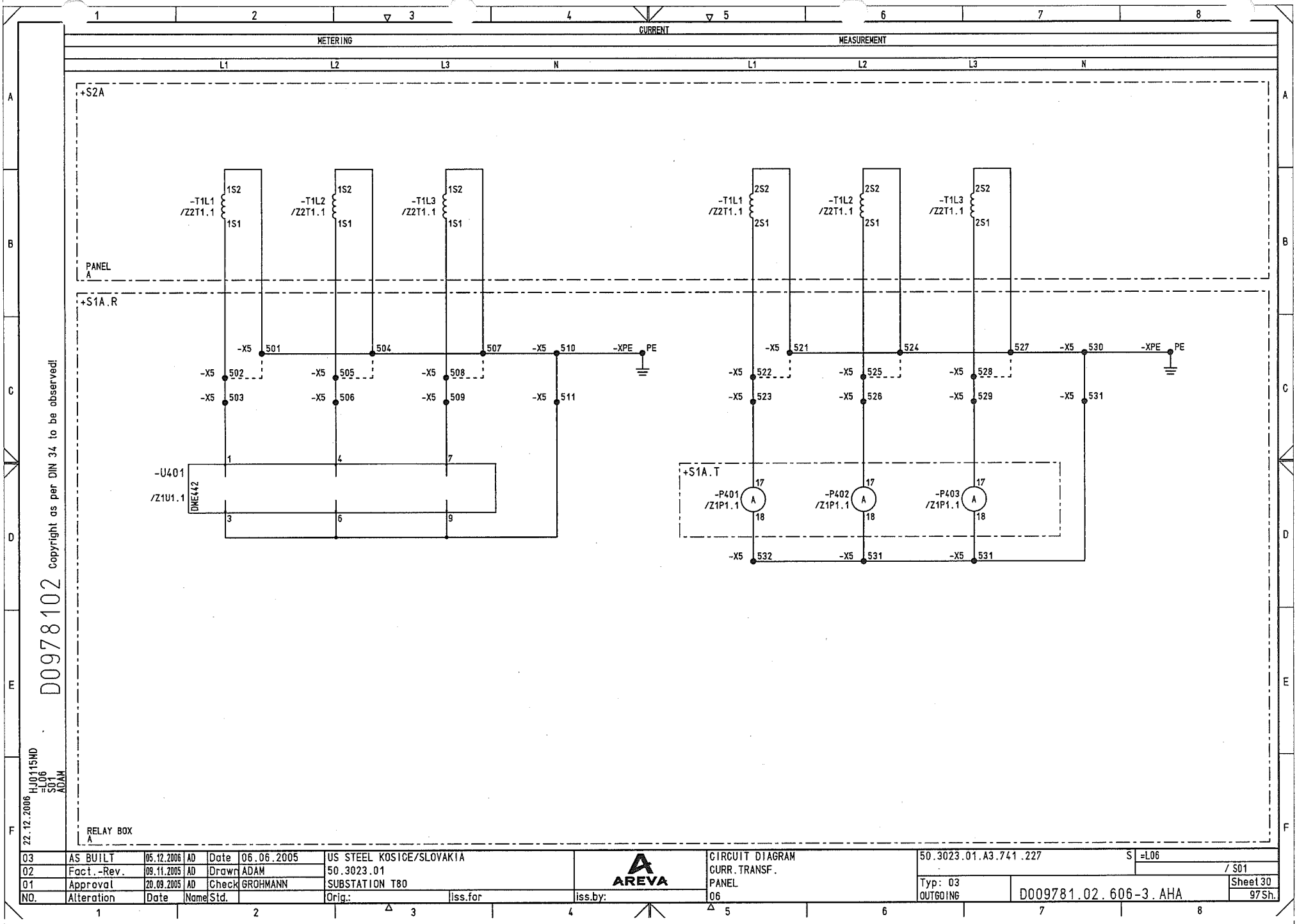

Copyright as per DIN 34 to be observed!

D0978102

22.12.2006 HJ0115ND =L06 S01 ADAM

03	AS BUILT	05.12.2006	AD	Date	06.06.2005	US STEEL KOSICE/SLOVAKIA	AREVA	CIRCUIT DIAGRAM	50.3023.01.A3.741 .227	S	=L06
02	Fact.-Rev.	09.11.2005	AD	Drawn	ADAM	50.3023.01		CURR.TRANSF.			/ S01
01	Approval	20.09.2005	AD	Check	GROHMANN	SUBSTATION T80		PANEL	Typ: 03		Sheet 30
NO.	Alteration	Date	Name	Std.		Orig.:	Iss.for	Iss.by:	06	OUTGOING	D009781.02.606-3.AHA	97 Sh.

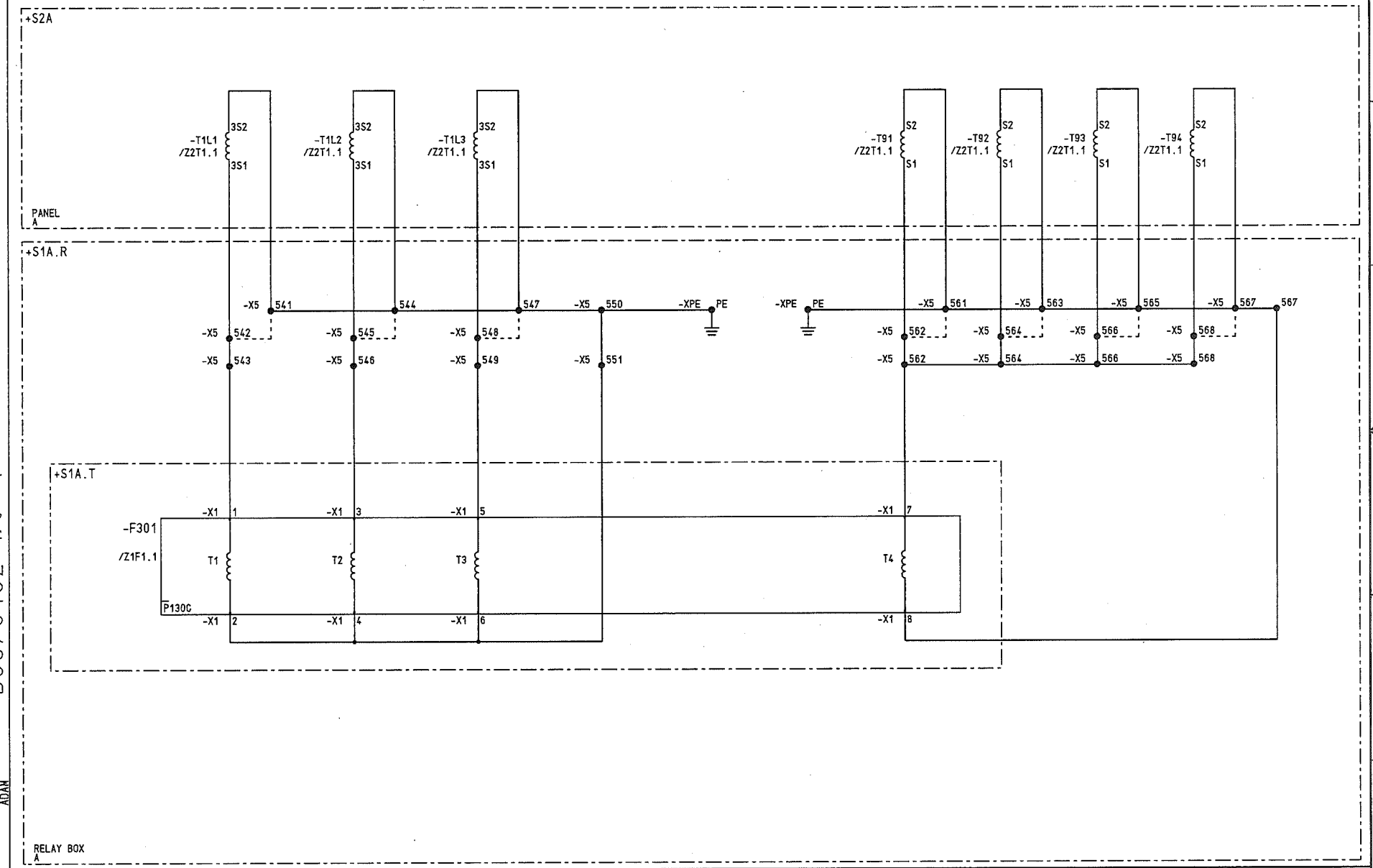

NO.	Alteration	Date	Name	Std.		Orig.:	Iss.for	Iss.by:
03	AS BUILT	05.12.2006	AD	Date	06.06.2005	US STEEL KOSICE/SLOVAKIA		
02	Fact.-Rev.	09.11.2005	AD	Drawn	ADAM	50.3023.01		
01	Approval	20.09.2005	AD	Check	GROHMANN	SUBSTATION T80		

AREVA

CIRCUIT DIAGRAM
CURR.TRANSF.
PANEL
06

50.3023.01.A3.741.227 S =L06 / S02

Typ: 03 OUTGOING

D009781.02.606-3.AHA

Sheet 31 97Sh.

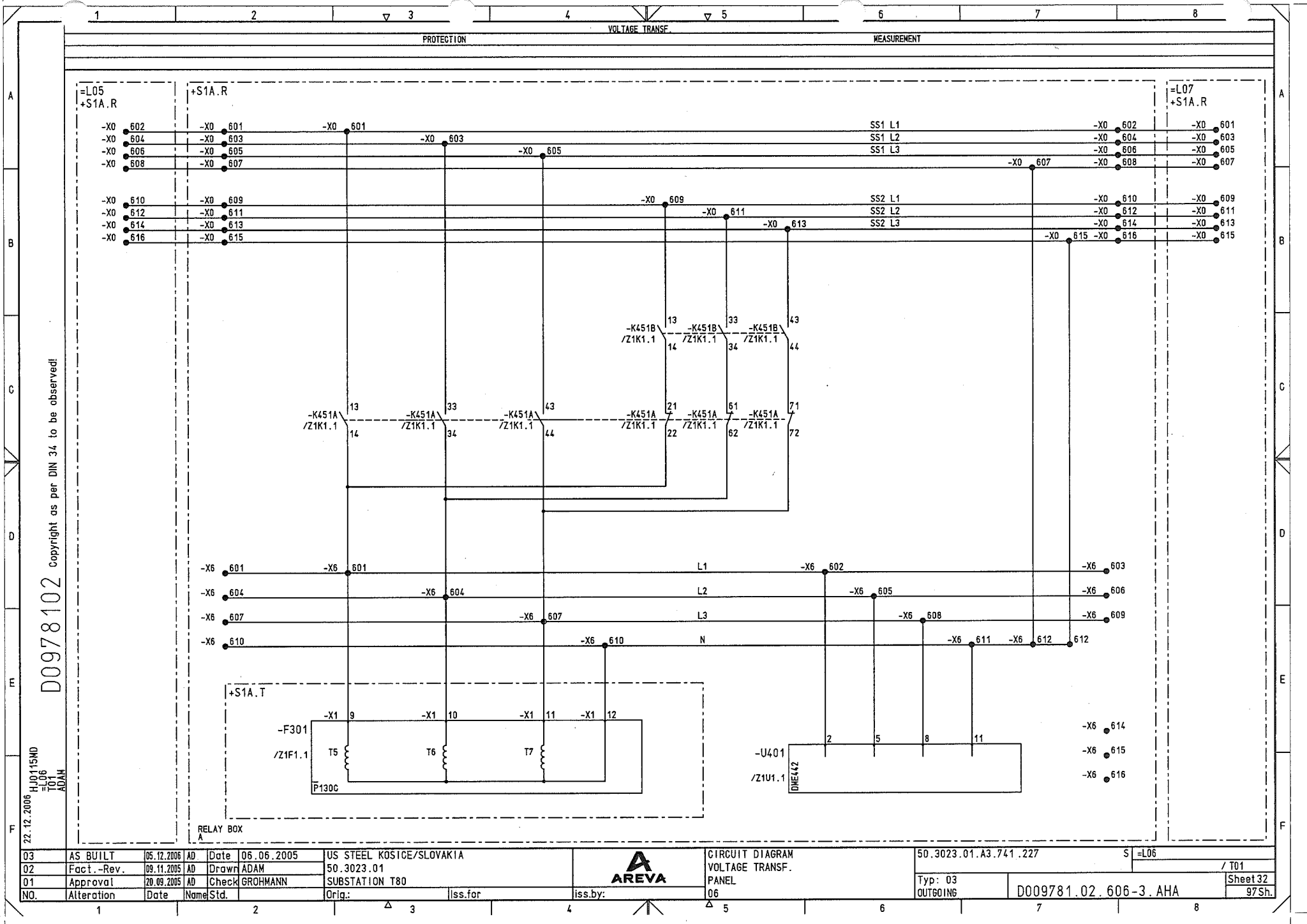
PROTECTION
VOLTAGE TRANSF.
MEASUREMENT
=L05
+S1A.R
+S1A.R
=L07
+S1A.R
SS1 L1
SS1 L2
SS1 L3
SS2 L1
SS2 L2
SS2 L3
L1
L2
L3
N
-K451B /Z1K1.1
-K451A /Z1K1.1
+S1A.T
-F301
/Z1F1.1
P130C
-U401
/Z1U1.1
DME442
RELAY BOX A
D009781 02
Copyright as per DIN 34 to be observed!
22.12.2006 HJ0115ND =L06 T01 ADAM
03 AS BUILT 05.12.2006 AD
02 Fact.-Rev. 09.11.2005 AD
01 Approval 20.09.2005 AD
NO. Alteration Date Name
Date 06.06.2005
Drawn ADAM
Check GROHMANN
Std.
US STEEL KOSICE/SLOVAKIA
50.3023.01
SUBSTATION T80
Orig.:
Iss.for
Iss.by:
AREVA
CIRCUIT DIAGRAM
VOLTAGE TRANSF.
PANEL
06
50.3023.01.A3.741.227
S =L06
/ T01
Typ: 03
OUTGOING
D009781.02.606-3.AHA
Sheet 32
97 Sh.

CAPACITIVE VOLTAGE INDICATION (VDS)

CAP. TAP ON IVIS POST INSULATOR	DISPLAY	CAP. TAP ON IVIS POST INSULATOR	DISPLAY	CAP. TAP ON IVIS POST INSULATOR	DISPLAY

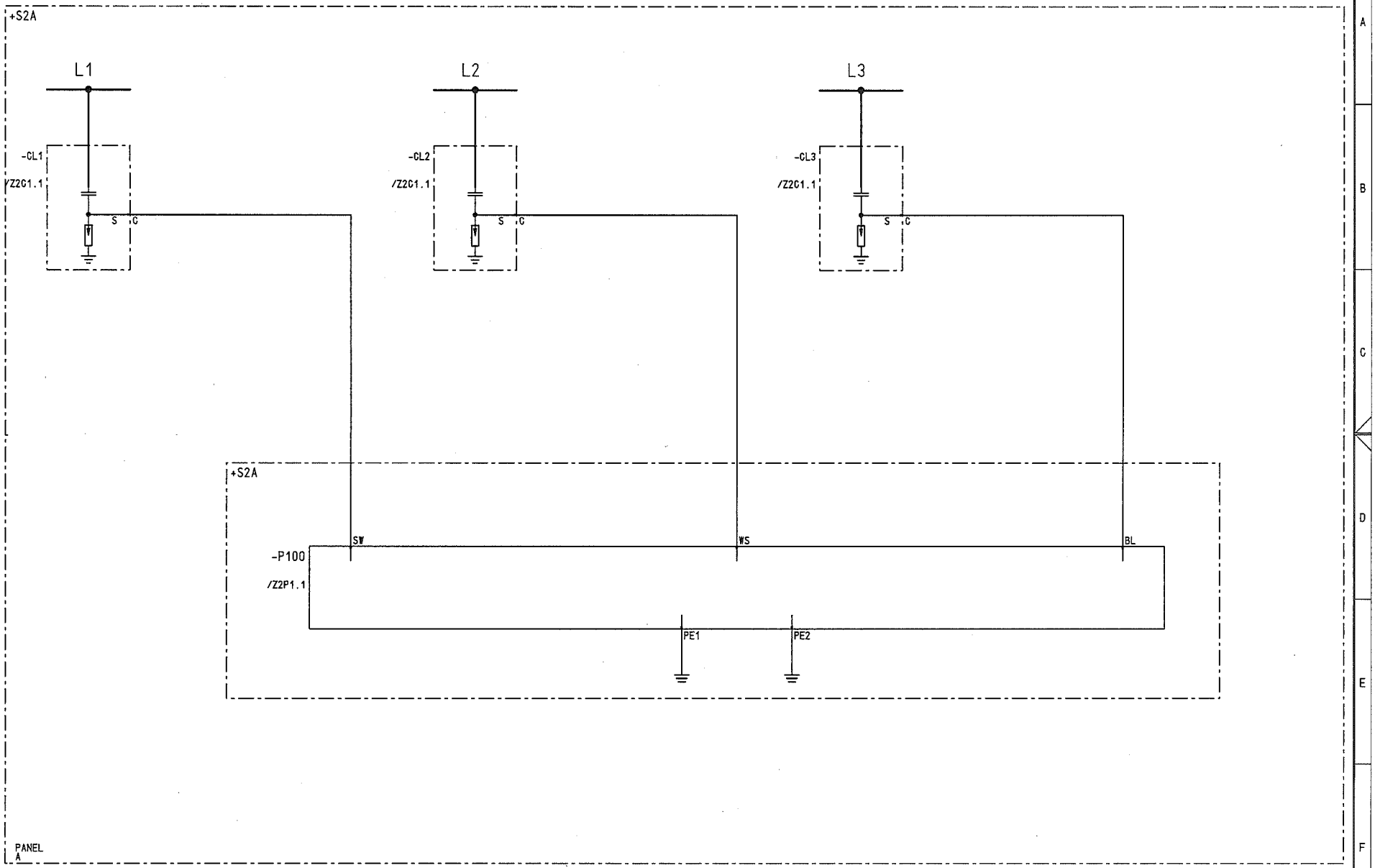

Copyright as per DIN 34 to be observed!

D0978102

22.12.2006 HJ0115MD =L06 T02 ADAM

NO.	Alteration	Date	Name	Std.		Orig.:		iss.by:
03	AS BUILT	05.12.2006	AD	Date	06.06.2005	US STEEL KOSICE/SLOVAKIA		
02	Fact.-Rev.	09.11.2005	AD	Drawn	ADAM	50.3023.01		
01	Approval	20.09.2005	AD	Check	GROHMANN	SUBSTATION T80		

AREVA

CIRCUIT DIAGRAM
IVIS
PANEL
06

50.3023.01.A3.741.227 S =L06 / T02

Typ: 03
OUTGOING

D009781.02.606-3.AHA

Sheet 33
97 Sh.

SPARE CONTACTS

CIRCUIT-BREAKER Q01				EARTHING SWITCH	DOUBLE THROW SWITCH
OFF	OFF	TEST. POS.	TEST. POS.	ON	LOCAL / REMOTE

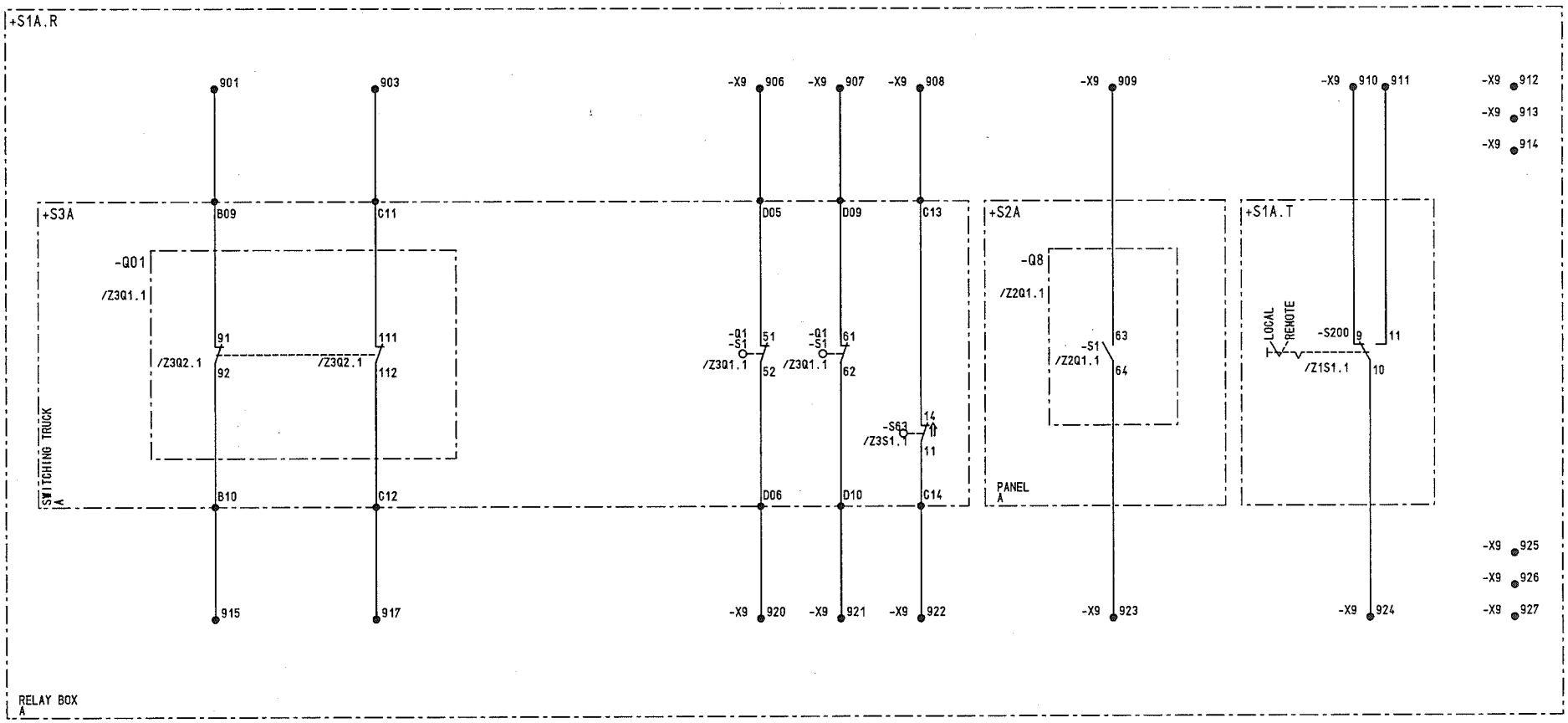

D0978102 Copyright as per DIN 34 to be observed!

22.12.2006 HJ0115ND =L06 V01 ADAM

NO.	Alteration	Date	Name	Std.		Orig.:	iss.for	iss.by:
03	AS BUILT	05.12.2006	AD	Date	06.06.2005	US STEEL KOSICE/SLOVAKIA		
02	Fact.-Rev.	09.11.2005	AD	Drawn	ADAM	50.3023.01		
01	Approval	20.09.2005	AD	Check	GROHMANN	SUBSTATION T80		

AREVA

CIRCUIT DIAGRAM
SPARE CONTACTS
PANEL
06

50.3023.01.A3.741.227 S =L06 / V01

Typ: 03 OUTGOING

D009781.02.606-3.AHA

Sheet 34 97Sh.

SPARE CONTACTS

CIRCUIT-BREAKER
Q02

OFF ON OFF TEST. POS.

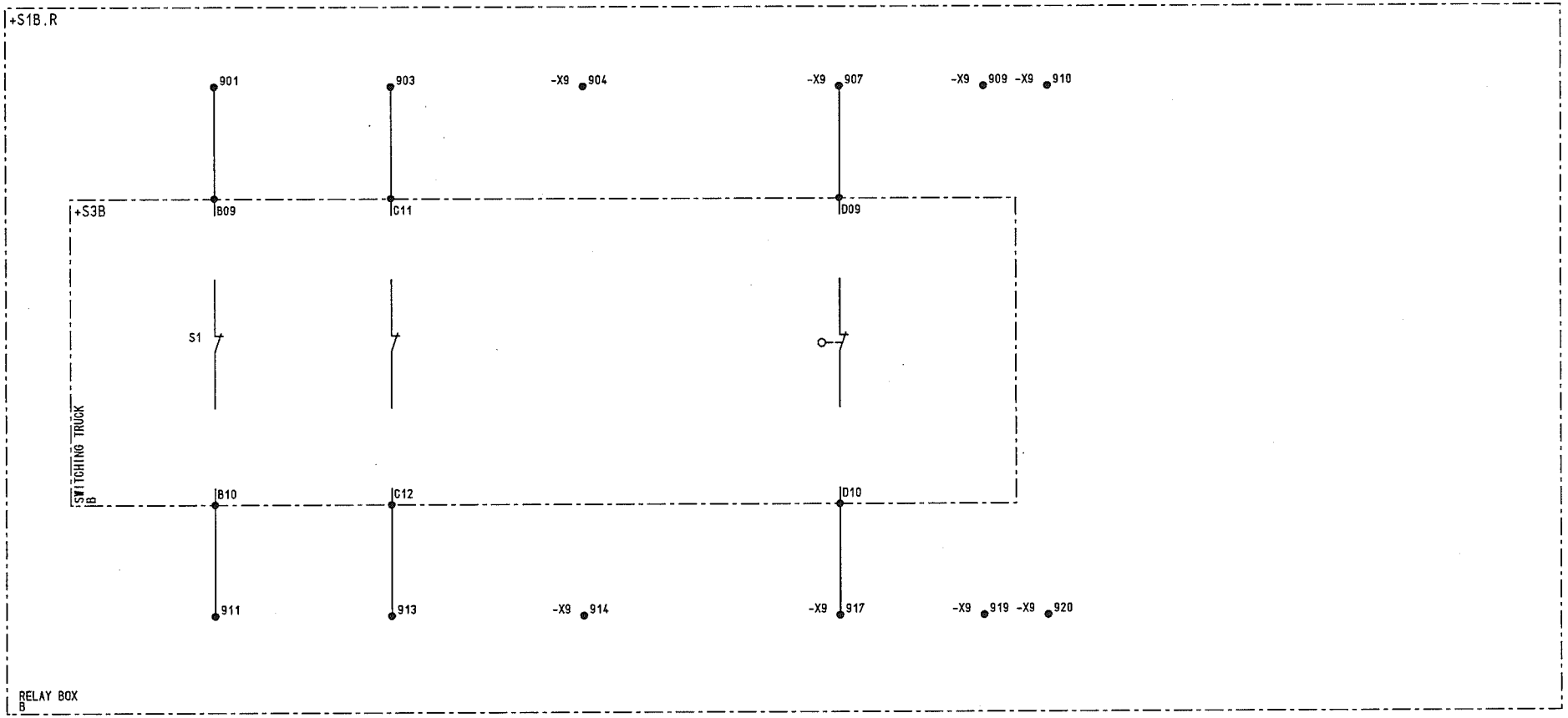

D0978102 Copyright as per DIN 34 to be observed!

22.12.2006 HJ0115MD =L06 /V02 ADAM

NO.	Alteration	Date	Name	Std.			
03	AS BUILT	05.12.2006	AD	Date	06.06.2005	US STEEL KOSICE/SLOVAKIA	
02	Fact.-Rev.	09.11.2005	AD	Drawn	ADAM	50.3023.01	
01	Approval	20.09.2005	AD	Check	GROHMANN	SUBSTATION T80	
						Orig.:	Iss.for / Iss.by:

AREVA

CIRCUIT DIAGRAM
SPARE CONTACTS
PANEL
06

50.3023.01.A3.741.227 S =L06 / V02

Typ: 03 OUTGOING

D009781.02.606-3.AHA

Sheet 35 97Sh.

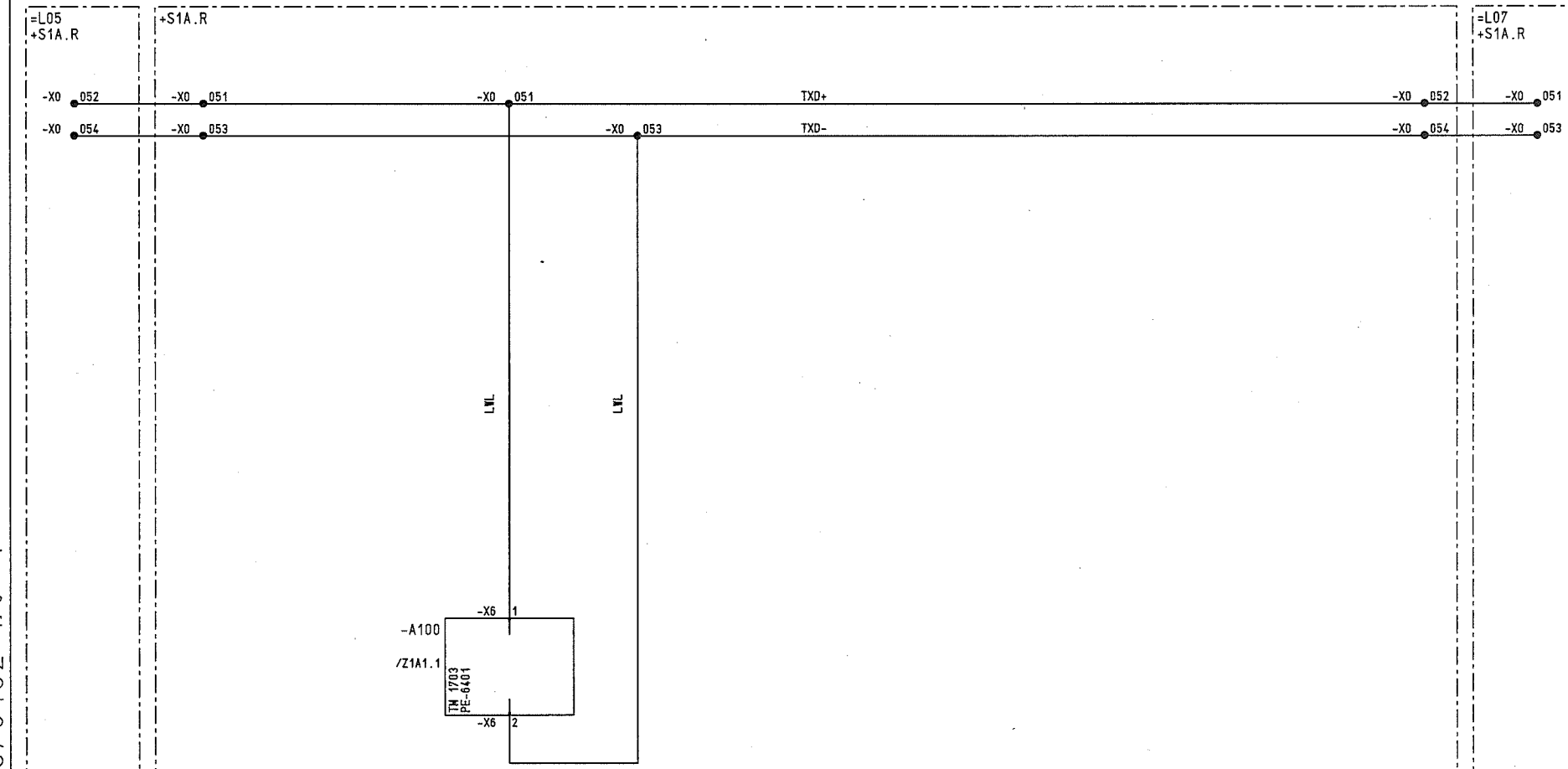

Copyright as per DIN 34 to be observed!

D009781 02

22.12.2006 HJ0115ND =L06 X01 ADAM

NO.	Alteration	Date	Name	Std.		Orig.:	Iss.for	Iss.by:
03	AS BUILT	05.12.2006	AD	Date	06.06.2005	US STEEL KOSICE/SLOVAKIA		
02	Fact.-Rev.	09.11.2005	AD	Drawn	ADAM	50.3023.01		
01	Approval	20.09.2005	AD	Check	GROHMANN	SUBSTATION T80		

AREVA

CIRCUIT DIAGRAM
AX PE-BUS
PANEL
06

50.3023.01.A3.741.227 S =L06 / X01

Typ: 03
OUTGOING

D009781.02.606-3.AHA

Sheet 36
97Sh.

STOCK-TITY	DESCRIPTION, DESIGN, TECHNICAL DATA APPLICATION SETTINGS MOUNTING APPA. DESIG.	MANUFACTURER, TYPE, ORDERING DATA	APPARATUS SYMBOL DIAGRAM WITH REFERENCES TO DETAILS REFERENCE TO INDIVIDUAL TREATMENT (CIRCUIT DIAGRAM, SHEET NO., CIRCUIT NO.)	REMARK
1	INTERFACE SAT 1703 AUTOMATION SYSTEMS : 24-60V DC :	MANUF.: VA TECH SAT PO NO.: TYPE TM 1703	REFERENCES FOR GROUP REPRES. IN CIRCUIT DIAGRAM REFERENCES TO SEP. DOCUMENTS WITH DETAILS OF REPRES. REFERENCES FOR REPRES.OF APPLIANCE CONNECTIONS	

TECHNICAL COMPONENTS	TYP	ORDER NO

APPLICATION	SETTINGS	MOUNTING	BTM IDENTIFIER
		+S1A.R	-A100

| /K04.2 | /K02.3 | /K02.1 | /K03.3 | /K04.1 | /K05.1 | /K06.3 | /K01.3 | . | . | .

Copyright as per DIN 34 to be observed!

D0097810 2

MOUNTING	+S1A.R	STATUS	APP.
APPA. DESIG	-A100		REF.
PIN	-X1		/Z1A1.1
MEANING			REF.
PWR+			/Q02.2
PWR-			/Q02.2
PE			
N/O			
COM			

power supply module
PS-6632

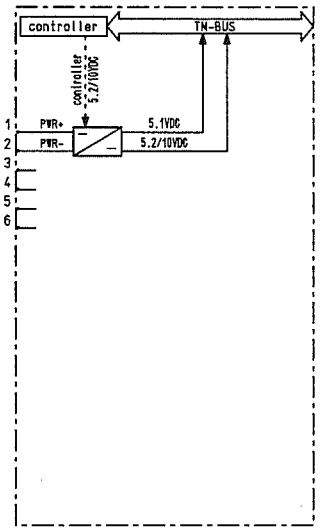

MOUNTING	+S1A.R	STATUS	APP.
APPA. DESIG	-A100		REF.
PIN	-X6		/Z1A1.1
MEANING			REF.
Ax PE-Bus			/X01.3
Ax PE-Bus			/X01.3

peripheral control module
PE-6401

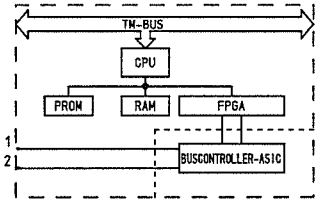

MOUNTING	+S1A.R	STATUS	APP.
APPA. DESIG	-A100		REF.
PIN	-X10		/Z1A1.1
MEANING			REF.
IN D00			/Q02.3
IN D01			/Q02.4
IN D02			/Q03.4
IN D03			/Q03.4
IN D04			/Q02.5
IN D05			/Q02.5
IN D06			/Q03.5
IN D07			/Q03.5
AUX V-(+)			/Q02.3
AUX V-(+)			/Q02.4
AUX V+(-)			
AUX V+(-)			
AUX V+(-)			
AUX V+(-)			
AUX V+(-)			
AUX V+(-)			
AUX V+(-)			
AUX V+(-)			
AUX V+(-)			
AUX V+(-)			
AUX V+(-)			
AUX V+(-)			
AUX V+(-)			
AUX V+(-)			
AUX V+(-)			
AUX V+(-)			
AUX V+(-)			
AUX V+(-)			
AUX V+(-)			
AUX V+(-)			
AUX V+(-)			
AUX V+(-)			
AUX V+(-)			
AUX V+(-)			
AUX V+(-)			
AUX V+(-)			
AUX V+(-)			
IN D10			/Q02.6
IN D11			/Q02.7
IN D12			/Q04.2
IN D13			/Q04.3
IN D14			/Q04.6
IN D15			/Q05.3
IN D16			
IN D17			
AUX V-(+)			
AUX V-(+)			/Q02.6

I/O module DI-6103

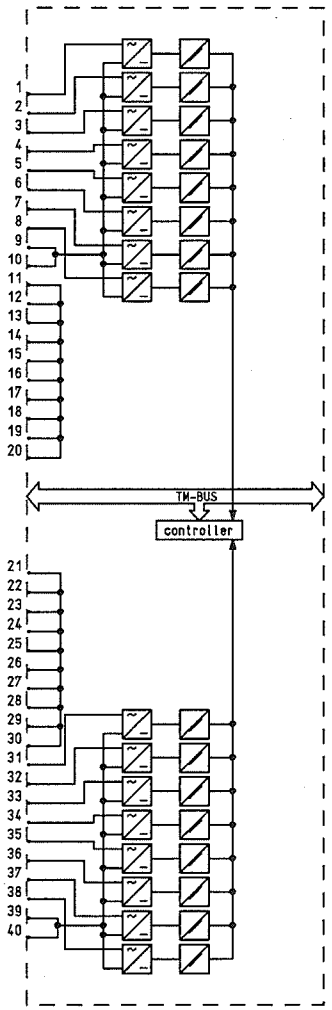

MOUNTING	+S1A.R	STATUS	APP.
APPA. DESIG	-A100		REF.
PIN	-X11		/Z1A1.1
MEANING			REF.
IN D00			/Q05.2
IN D01			/Q05.3
IN D02			/Q05.3
IN D03			/Q05.5
IN D04			/Q05.6
IN D05			/Q05.7
IN D06			.
IN D07			.
AUX V-(+)			/Q05.2
AUX V-(+)			/Q05.2
AUX V+(-)			
AUX V+(-)			
AUX V+(-)			
AUX V+(-)			
AUX V+(-)			
AUX V+(-)			
AUX V+(-)			
AUX V+(-)			
AUX V+(-)			
AUX V+(-)			
AUX V+(-)			
AUX V+(-)			
AUX V+(-)			
AUX V+(-)			
AUX V+(-)			
AUX V+(-)			
AUX V+(-)			
AUX V+(-)			
AUX V+(-)			
AUX V+(-)			
AUX V+(-)			
AUX V+(-)			
AUX V+(-)			
IN D10			.
IN D11			.
IN D12			.
IN D13			.
IN D14			.
IN D15			.
IN D16			.
IN D17			/Q05.8
AUX V-(+)			
AUX V-(+)			/Q05.8

I/O module DI-6103

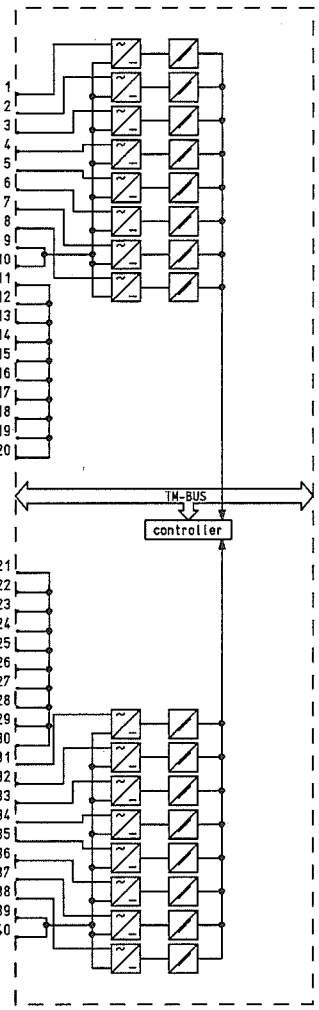

22.12.2006 HJ0115MD
=L06
Z1A10
ADAM

NO.	Alteration	Date	Name	Std.		Orig.:	iss.for	iss.by:
03	AS BUILT	05.12.2006	AD	Date	06.06.2005	US STEEL KOSICE/SLOVAKIA		
02	Fact.-Rev.	09.11.2005	AD	Drawn	ADAM	50.3023.01		
01	Approval	20.09.2005	AD	Check	GROHMANN	SUBSTATION T80		

AREVA

LIST OF EQUIPMENT
PANEL
06

50.3023.01.A3.741.227 S =L06
/ Z1A10
Typ: 03
OUTGOING
D009781.02.606-3.AHA
Sheet 38
97Sh.

MOUNTING	+S1A.R
APPA. DESIG	-A100
PIN	-X20
MEANING	

STATUS | APP. REF. /Z1A1.1 REF.

COM00 /M04.3
AUX V0-
COM01 /M04.3
AUX V0-
COM02 /M04.4
AUX V0-
COM03 /M04.4
AUX V0-
AUX V0-
AUX V0-
OUT D00 /M04.3
AUX V0+
OUT D01 /M04.3
AUX V0+
OUT D02 /M04.4
AUX V0+
OUT D03 /M04.4
AUX V0+
AUX V0+
AUX V0+

OUT D04
AUX V1+
OUT D05
AUX V1+
OUT D06
AUX V1+
OUT D07
AUX V1+
AUX V1+
AUX V1+
COM04
AUX V1-
COM05
AUX V1-
COM06
AUX V1-
COM07
AUX V1-
AUX V1-
AUX V1-

I/O module DO-6212

1 2 3 4 5 6 7 8 9 10 11 12 13 14 15 16 17 18 19 20

TM-BUS
controller

21 22 23 24 25 26 27 28 29 30 31 32 33 34 35 36 37 38 39 40

MOUNTING	+S1A.R
APPA. DESIG	-A100
PIN	-X30
MEANING	

STATUS | APP. REF. /Z1A1.1 REF.

AUX V0+
IN V0 I+ /Q06.3
IN V0 I- /Q06.3
AUX V0-
AUX V0+
IN V1 I+ /Q06.4
IN V1 I- /Q06.4
AUX V0-
AUX V0-
AUX V0-
AUX V0+
IN V0 U+
IN V0 U-
AUX V0-
AUX V0+
IN V1 U+
IN V1 U-
AUX V0-
AUX V0+
AUX V0+

AUX V1+
IN V2 U+
IN V2 U-
AUX V1-
AUX V1+
IN V3 U+
IN V3 U-
AUX V1-
AUX V1-
AUX V1-
AUX V1+
IN V2 I+ /Q06.4
IN V2 I- /Q06.4
AUX V1-
AUX V1+
IN V3 I+ /Q06.5
IN V3 I- /Q06.5
AUX V1-
AUX V1-
AUX V1-

I/O module AI-6300

1 2 3 4 5 6 7 8 9 10 11 12 13 14 15 16 17 18 19 20

Multiplexer

U

TM-BUS
controller

21 22 23 24 25 26 27 28 29 30 31 32 33 34 35 36 37 38 39 40

Multiplexer

U

D0978102 Copyright as per DIN 34 to be observed!

22.12.2006 HJ0115MD =L06 Z1A11 ADAM

NO.	Alteration	Date	Name	Std.		Orig.:	Iss.for	iss.by:
03	AS BUILT	05.12.2006	AD	Date	06.06.2005	US STEEL KOSICE/SLOVAKIA		
02	Fact.-Rev.	09.11.2005	AD	Drawn	ADAM	50.3023.01		
01	Approval	20.09.2005	AD	Check	GROHMANN	SUBSTATION T80		

AREVA

LIST OF EQUIPMENT
PANEL
06

50.3023.01.A3.741.227 S =L06 / Z1A11

Typ: 03
OUTGOING

D009781.02.606-3.AHA

Sheet 39
97 Sh.

STOCK-TITY	DESCRIPTION, DESIGN, TECHNICAL DATA APPLICATION	MANUFACTURER, TYPE, ORDERING DATA SETTINGS	MOUNTING	APPA. DESIG.	APPARATUS SYMBOL DIAGRAM REFERENCE TO INDIVIDUAL TREATMENT	WITH REFERENCES TO DETAILS (CIRCUIT DIAGRAM, SHEET NO., CIRCUIT NO.)	REMARK

2 M.C.B. MANUF.: GE POWER CONTROLS TYPE EP102 UC B6
PO NO.: 566311
AUXILIARY SWITCH HH
RATED CURRENT : 6A CHARACTERISTIC : B

	TECHNICAL COMPONENTS	TYP	ORDER NO
1	AUXILIARY SWITCH	CB SH/HH-R	672570

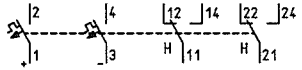

APPLICATION	SETTINGS	MOUNTING	BTN IDENTIFIER				
CONTROL		+S1A.R	-F102	/G01.4	/G01.4	/Q05.7	/R01.7
PROTECTION		+S1A.R	-F103	/G01.5	/G01.5	/Q05.7	/R01.8

2 M.C.B. MANUF.: GE POWER CONTROLS TYPE EP102 UC C0,5
PO NO.: 566336
AUXILIARY SWITCH HH
RATED CURRENT : 0,5A CHARACTERISTIC : C

	TECHNICAL COMPONENTS	TYP	ORDER NO
1	AUXILIARY SWITCH	CB SH/HH-R	672570

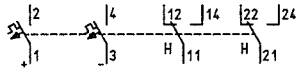

APPLICATION	SETTINGS	MOUNTING	BTN IDENTIFIER				
MOTOR DRIVE		+S1A.R	-F111	/G01.2	/G01.2	/Q04.2	/R01.7
MOTOR DRIVE		+S1A.R	-F121	/G01.3	/G01.3	/Q04.2	/R01.7

1 MONIT.- PROTECTION MANUF.: AREVA TYPE P130C
PO NO.: MICOM P130-98903020-401-301
MOTOR PROTECTION IN=AC 1/5 UN=AC 50-130 fN=50/60Hz
AUXILIARY VOLTAGE : DC24-60V/DC110-250V/ : AC100-230V

	TECHNICAL COMPONENTS	TYP	ORDER NO

REFERENCES FOR GROUP REPRES. IN CIRCUIT DIAGRAM

REFERENCES TO SEP. DOCUMENTS WITH DETAILS OF REPRES.

REFERENCES FOR REPRES.OF APPLIANCE CONNECTIONS

APPLICATION	SETTINGS	MOUNTING	BTN IDENTIFIER
		+S1A.T	-F301

/N05.3	/G07.5	/G01.5	/G02.3	/N01.4	/N02.5	/N01.5	/Q05.2	/S02.2	/T01.2	-X1 /Z1F10.1	-X3 /Z1F10.3	-X6 /Z1F10.3	-X7 /Z1F10.5	-X8 /Z1F10.5	-X9 /Z1F10.5	-X10 /Z1F10.5	-X11 /Z1F10.5	-X31 /Z1F10.5	-X32 /Z1F10.5	-X33 /Z1F10.7	LED /Z1F10.7	-XPE /Z1F11.1

1 M.C.B. MANUF.: MOELLER TYPE C 4A
PO NO.:
AUXILIARY SWITCH HH
RATED CURRENT : 4A CHARACTERISTIC : C

	TECHNICAL COMPONENTS	TYP	ORDER NO
1	AUXILIARY SWITCH		

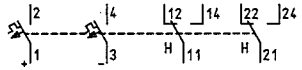

APPLICATION	SETTINGS	MOUNTING	BTN IDENTIFIER				
SIGNALLING		+S1A.R	-F203	/G01.7	/G01.7	/Q05.8	/R01.8

Copyright as per DIN 34 to be observed!

D0097810 2

22.12.2006 HJ0115ND =L06 Z1F1 ADAM

03	AS BUILT	05.12.2006	AD	Date	06.06.2005	US STEEL KOSICE/SLOVAKIA	AREVA	LIST OF EQUIPMENT	50.3023.01.A3.741 .227	S	=L06
02	Fact.-Rev.	09.11.2005	AD	Drawn	ADAM	50.3023.01					/ Z1F1
01	Approval	20.09.2005	AD	Check	GROHMANN	SUBSTATION T80		PANEL 06	Typ: 03 OUTGOING	D009781.02.606-3.AHA	Sheet 40
NO.	Alteration	Date	Name	Std.		Orig.:	Iss.for	Iss.by:			97 Sh.

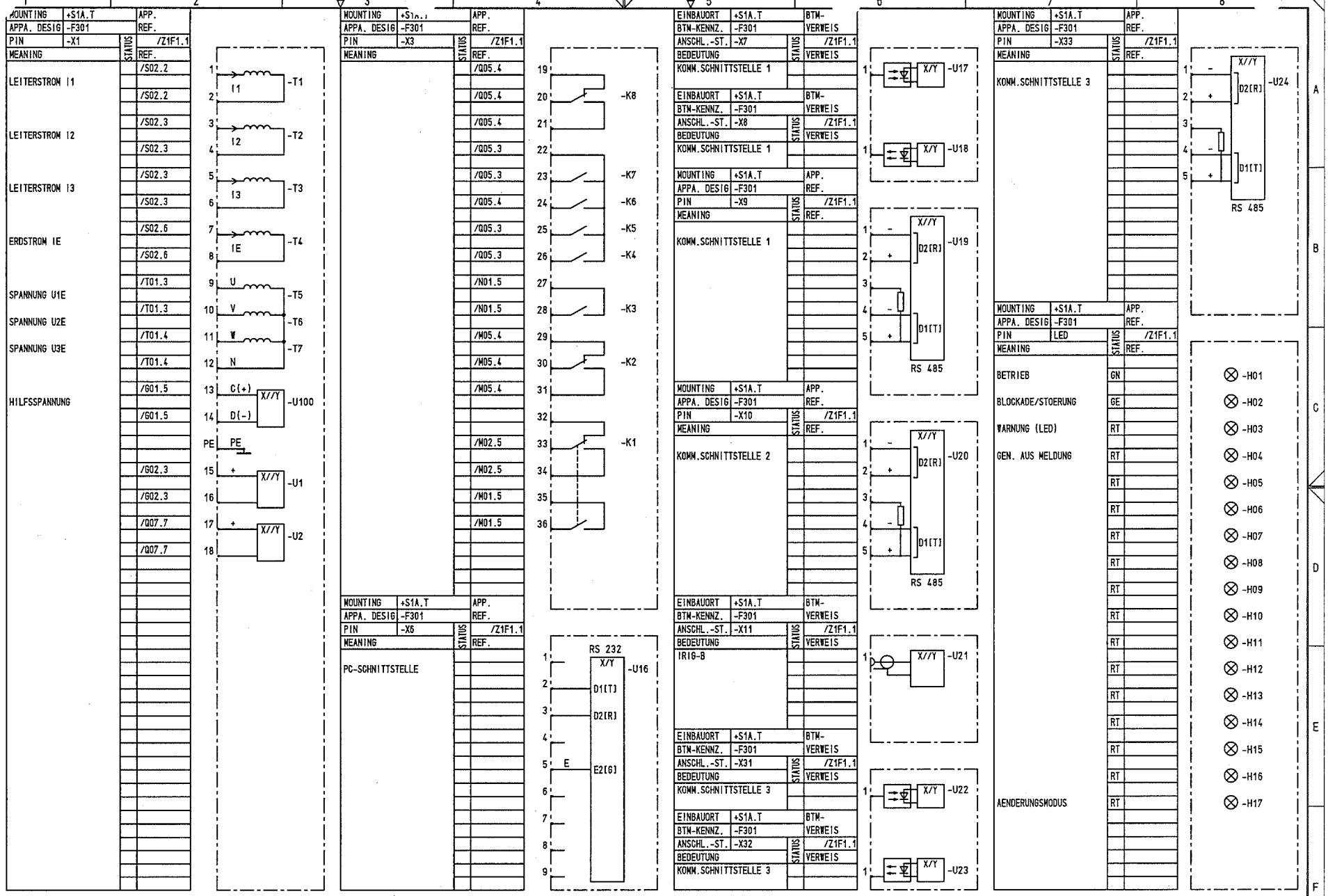

D0978102 Copyright as per DIN 34 to be observed!

22.12.2006 HJ0115MD =L06 Z1F10 ADAM

NO.	Alteration	Date	Name	Std.		Orig.:	iss.for	iss.by:
03	AS BUILT	05.12.2006	AD	Date	06.06.2005	US STEEL KOSICE/SLOVAKIA		
02	Fact.-Rev.	09.11.2005	AD	Drawn	ADAM	50.3023.01		
01	Approval	20.09.2005	AD	Check	GROHMANN	SUBSTATION T80		

AREVA

LIST OF EQUIPMENT

PANEL 06

50.3023.01.A3.741.227 S =L06 / Z1F10

Typ: 03 OUTGOING

D009781.02.606-3.AHA

Sheet 41 97Sh.

MOUNTING	+S1A.T
APPA. DESIG	-F301
PIN	-XPE
MEANING	

STATUS	
APP.	
REF.	
/Z1F1.1	
REF.	

GEHÄUSE ERDUNG

GEHAEUSE
SCHUTZERDUNG

PE — PE

Copyright as per DIN 34 to be observed!

D0978102

22.12.2006 HJ0115ND
=L06
Z1F11
ADAM

NO.	Alteration	Date	Name
03	AS BUILT	05.12.2006	AD
02	Fact.-Rev.	09.11.2005	AD
01	Approval	20.09.2005	AD

Std.		Date	06.06.2005
		Drawn	ADAM
		Check	GROHMANN

US STEEL KOSICE/SLOVAKIA
50.3023.01
SUBSTATION T80
Orig.: | Iss.for | Iss.by:

AREVA

LIST OF EQUIPMENT
PANEL
06

50.3023.01.A3.741.227 S =L06
/ Z1F11
Typ: 03
OUTGOING
D009781.02.606-3.AHA
Sheet 42
97 Sh.

STUCK-TITY	DESCRIPTION, DESIGN, TECHNICAL DATA APPLICATION	MANUFACTURER, TYPE, ORDERING DATA SETTINGS	MOUNTING	APPA. DESIG.	APPARATUS SYMBOL DIAGRAM WITH REFERENCES TO DETAILS REFERENCE TO INDIVIDUAL TREATMENT (CIRCUIT DIAGRAM, SHEET NO., CIRCUIT NO.)	REMARK
2	ARC DETECTOR DC 24V	MANUF.: AREVA PO NO.: C66622	TYPE ILIS			

TECHNICAL COMPONENTS	TYP	ORDER NO

APPLICATION	SETTINGS	MOUNTING	BTM IDENTIFIER
ARC DETECTOR		+S1A.R	-F310
ARC DETECTOR		+S1B.R	-F310

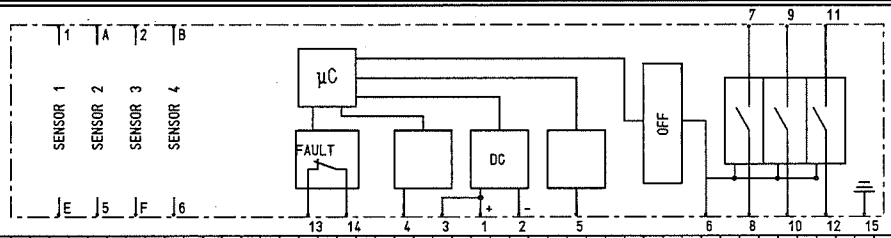

| | | |

STUCK-TITY	DESCRIPTION, DESIGN, TECHNICAL DATA / APPLICATION	MANUFACTURER, TYPE, ORDERING DATA / SETTINGS	MOUNTING	APPA. DESIG.	APPARATUS SYMBOL DIAGRAM / REFERENCE TO INDIVIDUAL TREATMENT	WITH REFERENCES TO DETAILS (CIRCUIT DIAGRAM, SHEET NO., CIRCUIT NO.)	REMARK
2	STELLUNGSMELDER RUECKMELDER TRENNSCHALTER : 220VAC/220VDC : GELB TECHNICAL COMPONENTS / TYP / ORDER NO	MANUF.: messMa TYPE EST-L PO NO.: EST-L-1746-08-330-21			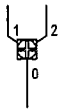		
	APPLICATION	SETTINGS	MOUNTING	BTM IDENTIFIER			
	CIRCUIT-BREAKER ON/OFF		+S1A.T	-H01	/Q01.2		
	CIRCUIT-BREAKER ON/OFF		+S1A.T	-H02	/Q01.5		
2	STELLUNGSMELDER RUECKMELDER SCHALTWAGEN : 220VAC/220VDC : GELB TECHNICAL COMPONENTS / TYP / ORDER NO	MANUF.: messMa TYPE EST-L PO NO.: EST-L-1746-08-231-21			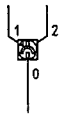		
	APPLICATION	SETTINGS	MOUNTING	BTM IDENTIFIER			
	SWITCHING TRUCK SERVICE POS. TEST POS.		+S1A.T	-H011	/Q01.3		
	SWITCHING TRUCK SERVICE POS. TEST POS.		+S1A.T	-H021	/Q01.6		
1	STELLUNGSMELDER RUECKMELDER ERDER : 220VAC/220VDC : GELB TECHNICAL COMPONENTS / TYP / ORDER NO	MANUF.: messMa TYPE EST-L PO NO.: EST-L-1746-08-131-21			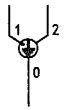		
	APPLICATION	SETTINGS	MOUNTING	BTM IDENTIFIER			
	EARTHING SWITCH OFF/ON		+S1A.T	-H8	/Q01.7		

Copyright as per DIN 34 to be observed!

D0978102

22.12.2006 HJ0115N0 =L06 Z1H1 ADAM

NO.	Alteration	Date	Name	Std.		Orig.:	Iss.for	Iss.by:
03	AS BUILT	05.12.2006	AD	Date	06.06.2005	US STEEL KOSICE/SLOVAKIA		
02	Fact.-Rev.	09.11.2005	AD	Drawn	ADAM	50.3023.01		
01	Approval	20.09.2005	AD	Check	GROHMANN	SUBSTATION T80		

AREVA

LIST OF EQUIPMENT
PANEL 06

50.3023.01.A3.741.227 S =L06 / Z1H1

Typ: 03 OUTGOING

D009781.02.606-3.AHA

Sheet 44 97 Sh.

STOCK-TITY	DESCRIPTION, DESIGN, TECHNICAL DATA APPLICATION	SETTINGS	MANUFACTURER, TYPE, ORDERING DATA MOUNTING	APPA. DESIG.	APPARATUS SYMBOL DIAGRAM REFERENCE TO INDIVIDUAL TREATMENT	WITH REFERENCES TO DETAILS (CIRCUIT DIAGRAM, SHEET NO., CIRCUIT NO.)										REMARK
1	TIME RELAY OUTPUT PULSE t=50ms FUNCTION : IMPULSDEHNER TECHNICAL COMPONENTS	MANUF.: AREVA PO NO.: 701917/1 RATED VOLTAGE : 24-240AC/DC	TYPE C27900 TYP ORDER NO		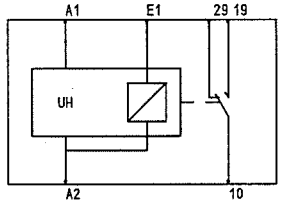											
	APPLICATION	SETTINGS	MOUNTING	BTM IDENTIFIER												
	PULSE EXPD.		+S1A.R	-K100		/R01.2	/R01.3	/Q05.2								
9	AUXILIARY CONTACTOR RATED VOLTAGE : 220VDC TECHNICAL COMPONENTS	MANUF.: Schneider Electric PO NO.: CA3-KN31 MD3	TYPE CA3-KN31 MD3 TYP ORDER NO		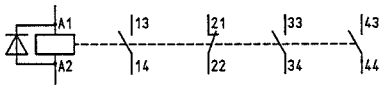											
	APPLICATION	SETTINGS	MOUNTING	BTM IDENTIFIER												
	C.B. OPEN		+S1A.R	-K01A		/M04.3	/M01.6	/R01.3								
	C.B. CLOSED		+S1A.R	-K01E		/M04.3	/M01.6	/R01.3	/M01.7	/Q07.7						
	C.B. OPEN		+S1A.R	-K02A		/M04.4	/M02.6	/R01.5								
	C.B. CLOSED		+S1A.R	-K02E		/M04.4	/M02.7	/R01.5	/M02.7	/Q07.7						
	ANTI-PUMPING FEATURE		+S1A.R	-K201		/M01.4	/M01.6	/M01.7	/Q07.7							
	ANTI-PUMPING FEATURE		+S1A.R	-K202		/M02.4	/M02.7	/M02.7								
			+S1A.R	-K71		/M03.8	/Q01.4		/Q02.6							
			+S1A.R	-K72		/M03.7	/Q01.7		/Q03.6	/M03.4						
			+S1A.R	-K203		/Q05.4	/G00.4		/G00.6							
2	AUXILIARY CONTACTOR RATED VOLTAGE : 220VDC TECHNICAL COMPONENTS	MANUF.: Schneider Electric PO NO.: CA3-KN31 MD3+LA1 KN13	TYPE CA3-KN31 MD3 TYP ORDER NO		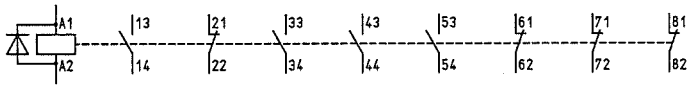											
	APPLICATION	SETTINGS	MOUNTING	BTM IDENTIFIER												
	VOLT.TRANSF SELECTION		+S1A.R	-K451A		/M03.5	/T01.3	/T01.5	/T01.3	/T01.4	/G02.3	/T01.5	/T01.5	/G02.4		
	VOLT.TRANSF SELECTION		+S1A.R	-K451B		/M03.6	/T01.5		/T01.5	/T01.5	/G02.4					
2	RELAY RATED VOLTAGE : 220VDC TECHNICAL COMPONENTS	MANUF. : ORD.NR. :	TYPE: TYPE ORDERING NUMBER		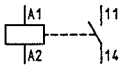											
	APPLICATION	SETTING VALUES	LOCATION	ITEM DESIGNATION												
			+S1A.R	-K200		/P01.6	/P01.6									
			+S1B.R	-K200		/P02.7	/P02.7									

Copyright as per DIN 34 to be observed!

D0097810 2

22.12.2006 HJ0115MD =L06 Z1K1 ADAM

NO.	Alteration	Date	Name
03	AS BUILT	05.12.2006	AD
02	Fact.-Rev.	09.11.2005	AD
01	Approval	20.09.2005	AD

Std.

Date 06.06.2005
Drawn ADAM
Check GROHMANN
Orig.:

US STEEL KOSICE/SLOVAKIA
50.3023.01
SUBSTATION T80

iss.for

AREVA

iss.by:

LIST OF EQUIPMENT
PANEL
06

50.3023.01.A3.741.227 S =L06
/ Z1K1
Typ: 03
OUTGOING
D009781.02.606-3.AHA
Sheet 45
97 Sh.

STUCK-TITY	DESCRIPTION, DESIGN, TECHNICAL DATA APPLICATION	MANUFACTURER, TYPE, ORDERING DATA SETTINGS	MOUNTING	APPA. DESIG.	APPARATUS SYMBOL DIAGRAM REFERENCE TO INDIVIDUAL TREATMENT	WITH REFERENCES TO DETAILS (CIRCUIT DIAGRAM, SHEET NO., CIRCUIT NO.)	REMARK
1	MEAS. UNIT MANUF.: WEIGEL PO NO.: TYPE BiQ72K BIMETALLIC AMMETER SCALE: 20% OVERLOAD TRANSFORMER CONNECTION ?A/1A MEASUREMENT VARIABLE: 1A : TECHNICAL COMPONENTS TYP ORDER NO				17 A 18		
	APPLICATION	SETTINGS	MOUNTING	BTM IDENTIFIER			
	CURRENT MEAS L2		+S1A.T	-P402		/S01.6	
2	MEAS. UNIT MANUF.: WEIGEL PO NO.: TYPE EQ72K MOVING-IRON AMMETER SCALE: 100 % OVERLOAD TRANSFORMER CONNECTION ?A/1A MEASUREMENT VARIABLE: 1A : TECHNICAL COMPONENTS TYP ORDER NO				17 A 18		
	APPLICATION	SETTINGS	MOUNTING	BTM IDENTIFIER			
	CURRENT MEAS L1		+S1A.T	-P401		/S01.5	
	CURRENT MEAS L3		+S1A.T	-P403		/S01.7	

Copyright as per DIN 34 to be observed!

D0978102

22.12.2006 HJ0115MD =L06 Z1P1 ADAM

03	AS BUILT	05.12.2006	AD	Date	06.06.2005	US STEEL KOSICE/SLOVAKIA	AREVA	LIST OF EQUIPMENT	50.3023.01.A3.741.227	S =L06
02	Fact.-Rev.	09.11.2005	AD	Drawn	ADAM	50.3023.01				/ Z1P1
01	Approval	20.09.2005	AD	Check	GROHMANN	SUBSTATION T80		PANEL 06	Typ: 03 OUTGOING	Sheet 46
NO.	Alteration	Date	Name	Std.		Orig.:	Iss.for	Iss.by:	D009781.02.606-3.AHA	97 Sh.

STUCK-TITY	DESCRIPTION, DESIGN, TECHNICAL DATA / APPLICATION — MANUFACTURER, TYPE, ORDERING DATA / SETTINGS / MOUNTING / APPA. DESIG.	APPARATUS SYMBOL DIAGRAM / REFERENCE TO INDIVIDUAL TREATMENT — WITH REFERENCES TO DETAILS (CIRCUIT DIAGRAM, SHEET NO., CIRCUIT NO.)	REMARK
2	PB — MANUF.: Schneider Electric — TYPE HARMONY Style 5 PO NO.: PUSH-BUTTON OFF — RED-AND-WHITE CIRCLE SWITCHING CONTACTS : 2S,1O — CONTACT SEQUENCE : TECHNICAL COMPONENTS / TYP / ORDER NO 1 RED-AND-WHITE CIRCLE S071457 — ZB5-AA432 — ZB5-AA432 1 FIXING FLANGE S071460 — ZB5-AZ009 — ZB5-AZ009 1 AUXIL SWITCH (NO) S071461 — 1S (NO) — ZBE-101 1 AUXIL SWITCH (NC) S071462 — 1O (NC) — ZBE-102 APPLICATION / SETTINGS / MOUNTING / BTM IDENTIFIER CIRCUIT-BREAKER OFF — +S1A.T — -S01A CIRCUIT-BREAKER OFF — +S1A.T — -S02A	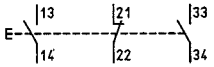 /M01.6 /R01.3 /M02.6 /R01.5	
2	PB — MANUF.: Schneider Electric — TYPE HARMONY Style 5 PO NO.: PUSHBUTTON ON — GREEN-AND-WHITE BAR SWITCHING CONTACTS : 2S 1O — CONTACT SEQUENCE : TECHNICAL COMPONENTS / TYP / ORDER NO 1 GREEN-AND-WHITE BAR S071458 — ZB5-AA431 — ZB5-AA431 1 FIXING FLANGE S071460 — ZB5-AZ009 — ZB5-AZ009 1 AUXIL SWITCH (NO) S071461 — 1S (NO) — ZBE-101 1 AUXIL SWITCH (NC) S071462 — 1O (NC) — ZBE-102 APPLICATION / SETTINGS / MOUNTING / BTM IDENTIFIER CIRCUIT-BREAKER ON — +S1A.T — -S01E CIRCUIT-BREAKER ON — +S1A.T — -S02E	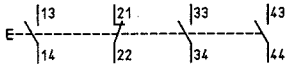 /M01.7 /R01.3 /M01.6 /Q07.6 /M02.7 /R01.5 /M02.6 /Q07.6	
1	SWITCH — MANUF.: SONTHEIMER — TYPE WS4/8ZM/NS-TI.0511+T PO NO.: WS4/8ZM/NS INSCRIPTION: 1=LOCAL 2=REMOTE SWITCHING CONTACTS : 4 — POSITIONS : 2 TECHNICAL COMPONENTS / TYP / ORDER NO APPLICATION / SETTINGS / MOUNTING / BTM IDENTIFIER DOUBLE THROW SWITCH LOCAL/OFF/REMOTE — +S1A.T — -S200	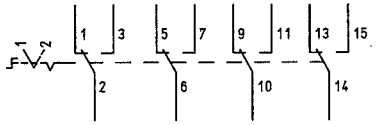 /M01.6 /M02.6 /V01.7 /Q04.6	

Copyright as per DIN 34 to be observed!

D0978102

22.12.2006 HJ0115ND =L06 Z1S1 ADAM

NO.	Alteration	Date	Name	Std.		Orig.:	Iss.for	Iss.by:
03	AS BUILT	05.12.2006	AD	Date	06.06.2005	US STEEL KOSICE/SLOVAKIA		
02	Fact.-Rev.	09.11.2005	AD	Drawn	ADAM	50.3023.01		
01	Approval	20.09.2005	AD	Check	GROHMANN	SUBSTATION T80		

AREVA

LIST OF EQUIPMENT
PANEL 06

50.3023.01.A3.741.227 S =L06 / Z1S1

Typ: 03 OUTGOING

D009781.02.606-3.AHA

Sheet 47 97Sh.

STOCK-TITY	DESCRIPTION, DESIGN, TECHNICAL DATA APPLICATION	SETTINGS	MANUFACTURER, TYPE, ORDERING DATA MOUNTING	APPA. DESIG.	APPARATUS SYMBOL DIAGRAM REFERENCE TO INDIVIDUAL TREATMENT	WITH REFERENCES TO DETAILS (CIRCUIT DIAGRAM, SHEET NO., CIRCUIT NO.)	REMARK
1	TRANSDUCER MANUF.: GOSSEN PO NO.: PROGRAMMIERBARER MULTI-MESSUMFORMER INPUT : OUTPUT : TECHNICAL COMPONENTS TYP ORDER NO				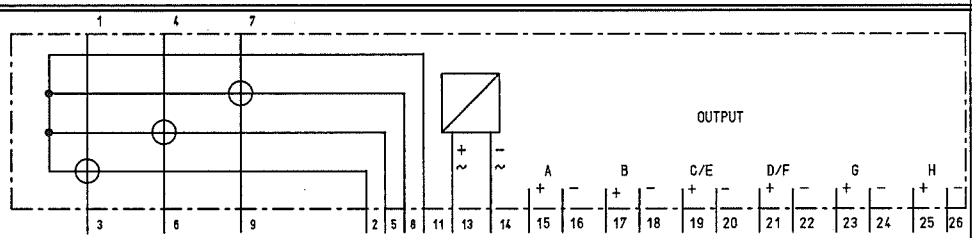		
	APPLICATION: MULTIFUNCTION CONVERTER	SETTINGS:	MOUNTING: +S1A.R	BTN IDENTIFIER: -U401	/S01.2 /S01.3 /S01.3 /T01.6 /M01.2 /Q06.4 /Q06.3 /Q06.4 /Q06.5 /Q06.5 /Q06.5		

Copyright as per DIN 34 to be observed!

D0097810 2

22.12.2006 HJ0115ND =L06 Z1U1 ADAM

NO.	Alteration	Date	Name	Std.		Orig.:	Iss.for	Iss.by:
03	AS BUILT	05.12.2006	AD	Date	06.06.2005	US STEEL KOSICE/SLOVAKIA		
02	Fact.-Rev.	09.11.2005	AD	Drawn	ADAM	50.3023.01		
01	Approval	20.09.2005	AD	Check	GROHMANN	SUBSTATION T80		

AREVA

LIST OF EQUIPMENT

PANEL 06

50.3023.01.A3.741.227 S =L06 / Z1U1

Typ: 03 OUTGOING

D009781.02.606-3.AHA

Sheet 48 97Sh.

STOCK-TITY	DESCRIPTION, DESIGN, TECHNICAL DATA APPLICATION	SETTINGS	MANUFACTURER, TYPE, ORDERING DATA MOUNTING	APPA. DESIG.	APPARATUS SYMBOL DIAGRAM WITH REFERENCES TO DETAILS REFERENCE TO INDIVIDUAL TREATMENT (CIRCUIT DIAGRAM, SHEET NO., CIRCUIT NO.)	REMARK
6	DIODE MANUF.: PO NO.: TYPE SENSOR-DIODE FÜR ILIS : : TECHNICAL COMPONENTS TYP ORDER NO				SW WS	

APPLICATION	SETTINGS	MOUNTING	BTH IDENTIFIER	
		+S2A	-B311	/N01.3
		+S2A	-B312	/N01.4
		+S2A	-B313	/N01.5
		+S2B	-B311	/N02.3
		+S2B	-B312	/N02.4
		+S2B	-B313	/N02.5

Copyright as per DIN 34 to be observed!

D0097810 2

22.12.2006 HJ0115WD =L06 Z2B1 ADAM

NO.	Alteration	Date	Name	Std.		Orig.:	Iss.for	Iss.by:
03	AS BUILT	05.12.2006	AD	Date	06.06.2005	US STEEL KOSICE/SLOVAKIA		
02	Fact.-Rev.	09.11.2005	AD	Drawn	ADAM	50.3023.01		
01	Approval	20.09.2005	AD	Check	GROHMANN	SUBSTATION T80		

AREVA

LIST OF EQUIPMENT
PANEL 06

50.3023.01.A3.741 .227 S =L06 / Z2B1

Typ: 03 OUTGOING

D009781.02.606-3.AHA

Sheet 49 97Sh.

STUCK-TITY	DESCRIPTION, DESIGN, TECHNICAL DATA APPLICATION	MANUFACTURER, TYPE, ORDERING DATA SETTINGS	MOUNTING	APPA. DESIG.	APPARATUS SYMBOL DIAGRAM WITH REFERENCES TO DETAILS REFERENCE TO INDIVIDUAL TREATMENT (CIRCUIT DIAGRAM, SHEET NO., CIRCUIT NO.)	REMARK
3	IVIS POST INSULATOR	MANUF.: AREVA/SW PO NO.:	TYPE IVIS		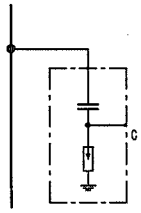	

TECHNICAL COMPONENTS	TYP	ORDER NO

APPLICATION	SETTINGS	MOUNTING	BTM IDENTIFIER	
CAP. TAPPING		+S2A	-CL1	/T02.2
CAP. TAPPING		+S2A	-CL2	/T02.4
CAP. TAPPING		+S2A	-CL3	/T02.6

Copyright as per DIN 34 to be observed!

D0978102

22.12.2006 HJ0115ND =L06 Z2C1 ADAM

NO.	Alteration	Date	Name
03	AS BUILT	05.12.2006	AD
02	Fact.-Rev.	09.11.2005	AD
01	Approval	20.09.2005	AD

Std.		Date	06.06.2005
Drawn	ADAM		
Check	GROHMANN		

US STEEL KOSICE/SLOVAKIA
50.3023.01
SUBSTATION T80
Orig.: Iss.for Iss.by:

AREVA

LIST OF EQUIPMENT
PANEL 06

50.3023.01.A3.741.227 S =L06 / Z2C1
Typ: 03 OUTGOING
D009781.02.606-3.AHA
Sheet 50 97Sh.

STOCK-TITY	DESCRIPTION, DESIGN, TECHNICAL DATA APPLICATION	SETTINGS	MANUFACTURER, TYPE, ORDERING DATA MOUNTING	APPA. DESIG.	APPARATUS SYMBOL DIAGRAM WITH REFERENCES TO DETAILS REFERENCE TO INDIVIDUAL TREATMENT (CIRCUIT DIAGRAM, SHEET NO., CIRCUIT NO.)	REMARK
1	INDICATOR MANUF.: AREVA Sachsenwerk TYPE IVIS PO NO.: INTELLIGENT VOLT INFORMATION SYSTEM					

TECHNICAL COMPONENTS	TYP	ORDER NO

APPLICATION	SETTINGS	MOUNTING	BTM IDENTIFIER
IVIS		+S2A	-P100

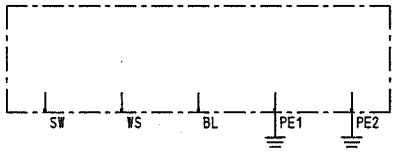

/T02.3	/T02.5	/T02.7	/T02.5	/T02.5

Copyright as per DIN 34 to be observed!

D0978102

22.12.2006 HJ0115ND =L06 Z2P1 ADAM

NO.	Alteration	Date	Name	Std.		Orig.:	iss.for	iss.by:
03	AS BUILT	05.12.2006	AD	Date	06.06.2005	US STEEL KOSICE/SLOVAKIA		
02	Fact.-Rev.	09.11.2005	AD	Drawn	ADAM	50.3023.01		
01	Approval	20.09.2005	AD	Check	GROHMANN	SUBSTATION T80		

AREVA

LIST OF EQUIPMENT
PANEL 06

50.3023.01.A3.741.227 S =L06 / Z2P1

Typ: 03 OUTGOING

D009781.02.606-3.AHA

Sheet 51 97 Sh.

STOCK-TITY	DESCRIPTION, DESIGN, TECHNICAL DATA APPLICATION	SETTINGS	MANUFACTURER, TYPE, ORDERING DATA MOUNTING	APPA. DESIG.	APPARATUS SYMBOL DIAGRAM WITH REFERENCES TO DETAILS REFERENCE TO INDIVIDUAL TREATMENT (CIRCUIT DIAGRAM, SHEET NO., CIRCUIT NO.)	REMARK
1	EARTHING SWITCH MANUF.: AREVA PO NO.: TYPE KGE 80/24-2				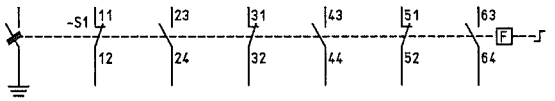	

TECHNICAL COMPONENTS	TYP	ORDER NO

APPLICATION	SETTINGS	MOUNTING	BTN IDENTIFIER
EARTHING SWITCH		+S2A	-Q8

/Q01.7 /Q01.8 /Q02.6 /Q02.7 /P02.6 /V01.6

D0097810 2 Copyright as per DIN 34 to be observed!

22.12.2006 HJ0115WD =L06 Z2Q1 ADAM

NO.	Alteration	Date	Name	Std.		Orig.:	iss.for	iss.by:
03	AS BUILT	05.12.2006	AD	Date	06.06.2005	US STEEL KOSICE/SLOVAKIA		
02	Fact.-Rev.	09.11.2005	AD	Drawn	ADAM	50.3023.01		
01	Approval	20.09.2005	AD	Check	GROHMANN	SUBSTATION T80		

AREVA

LIST OF EQUIPMENT
PANEL 06

50.3023.01.A3.741.227 S =L06 / Z2Q1

Typ: 03 OUTGOING

D009781.02.606-3.AHA

Sheet 52 97Sh.

STOCK-TITY	DESCRIPTION, DESIGN, TECHNICAL DATA / APPLICATION	MANUFACTURER, TYPE, ORDERING DATA / SETTINGS	MOUNTING	APPA. DESIG.	APPARATUS SYMBOL DIAGRAM / REFERENCE TO INDIVIDUAL TREATMENT	WITH REFERENCES TO DETAILS (CIRCUIT DIAGRAM, SHEET NO., CIRCUIT NO.)	REMARK
2	AUXILIARY SWITCH PLUG PULLED	MANUF.: AREVA PO NO.:	TYPE				

TECHNICAL COMPONENTS | TYP | ORDER NO

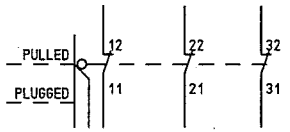

APPLICATION	SETTINGS	MOUNTING	BTM IDENTIFIER													
PLUG PULLED		+S2A	-S7		/M03.8	/P01.3	/P02.6									
PLUG PULLED		+S2B	-S7		/M03.7	/P02.3	/P01.5									

1	ANSTOSSSCHALTER KURBEL GESTECKT KABELERDER	MANUF.: ALSTOM PO NO.:	TYPE				

TECHNICAL COMPONENTS | TYP | ORDER NO

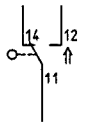

APPLICATION	SETTINGS	MOUNTING	BTM IDENTIFIER													
CRANK INSERTED EARTHING SWITCH		+S2A	-S81		/P02.4											

D0978102 Copyright as per DIN 34 to be observed!

22.12.2006 HJ0115MD =L06 Z2S1 ADAM

NO.	Alteration	Date	Name	Std.		Orig.:	Iss.for	Iss.by:					
03	AS BUILT	05.12.2006	AD	Date	06.06.2005	US STEEL KOSICE/SLOVAKIA		AREVA	LIST OF EQUIPMENT	50.3023.01.A3.741.227	S	=L06	
02	Fact.-Rev.	09.11.2005	AD	Drawn	ADAM	50.3023.01						/ Z2S1	
01	Approval	20.09.2005	AD	Check	GROHMANN	SUBSTATION T80			PANEL	Typ: 03			Sheet 53
									06	OUTGOING	D009781.02.606-3.AHA		97Sh.

STOCK-TITY	DESCRIPTION, DESIGN, TECHNICAL DATA APPLICATION	SETTINGS	MANUFACTURER, TYPE, ORDERING DATA MOUNTING	APPA. DESIG.	APPARATUS SYMBOL DIAGRAM WITH REFERENCES TO DETAILS REFERENCE TO INDIVIDUAL TREATMENT (CIRCUIT DIAGRAM, SHEET NO., CIRCUIT NO.)	REMARK
3	CURR.TRANSF. MANUF.: AEG TYPE CT12 PO NO.: 2500/1/1/1A				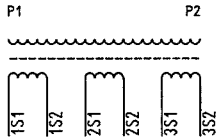	
	TECHNICAL COMPONENTS TYP ORDER NO					
	APPLICATION	SETTINGS	MOUNTING	BTH IDENTIFIER		
	CURR.TRANSF. L1		+S2A	-T1L1	/S01.2 /S01.5 /S02.2	
	CURR.TRANSF. L2		+S2A	-T1L2	/S01.3 /S01.6 /S02.3	
	CURR.TRANSF. L3		+S2A	-T1L3	/S01.3 /S01.7 /S02.3	
4	CABLE-TYPE CT MANUF.: AEG TYPE RKT 250/160 PO NO.: 60/1A					
	TECHNICAL COMPONENTS TYP ORDER NO					
	APPLICATION	SETTINGS	MOUNTING	BTH IDENTIFIER		
	CABLE-TYPE CT		+S2A	-T91	/S02.6	
	CABLE-TYPE CT		+S2A	-T92	/S02.6	
	CABLE-TYPE CT		+S2A	-T93	/S02.7	
	CABLE-TYPE CT		+S2A	-T94	/S02.8	

D0097810 2 Copyright as per DIN 34 to be observed!

22.12.2006 HJ0115ND =L06 Z2T1 ADAM

NO.	Alteration	Date	Name	Std.		Orig.:	Iss.for	Iss.by:
03	AS BUILT	05.12.2006	AD	Date	06.06.2005	US STEEL KOSICE/SLOVAKIA		
02	Fact.-Rev.	09.11.2005	AD	Drawn	ADAM	50.3023.01		
01	Approval	20.09.2005	AD	Check	GROHMANN	SUBSTATION T80		

AREVA

LIST OF EQUIPMENT
PANEL 06

50.3023.01.A3.741.227 S =L06 / Z2T1

Typ: 03 OUTGOING

D009781.02.606-3.AHA

Sheet 54 97Sh.

STUCK-TITY	DESCRIPTION, DESIGN, TECHNICAL DATA APPLICATION	SETTINGS	MANUFACTURER, TYPE, ORDERING DATA MOUNTING	APPA. DESIG.	APPARATUS SYMBOL DIAGRAM WITH REFERENCES TO DETAILS REFERENCE TO INDIVIDUAL TREATMENT (CIRCUIT DIAGRAM, SHEET NO., CIRCUIT NO.)	REMARK
1	SPERRMAGNET MANUF.: ALSTOM PO NO.: TYPE 220VDC SPERRMAGNET AM ERDER : TECHNICAL COMPONENTS TYP ORDER NO				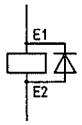	
	APPLICATION	SETTINGS	MOUNTING	BTN IDENTIFIER		
	RELEASE EARTHING SWITCH		+S2A	-Y8	/M03.3	

Copyright as per DIN 34 to be observed!

D0978102

22.12.2006 HJ0115ND =L06 Z2Y1 ADAM

NO.	Alteration	Date	Name	Std.		Orig.:	Iss.for	Iss.by:
03	AS BUILT	05.12.2006	AD	Date	06.06.2005	US STEEL KOSICE/SLOVAKIA		
02	Fact.-Rev.	09.11.2005	AD	Drawn	ADAM	50.3023.01		
01	Approval	20.09.2005	AD	Check	GROHMANN	SUBSTATION T80		

AREVA

LIST OF EQUIPMENT
PANEL 06

50.3023.01.A3.741.227 S =L06 / Z2Y1

Typ: 03 OUTGOING

D009781.02.606-3.AHA

Sheet 55 97Sh.

STOCK-TITY	DESCRIPTION, DESIGN, TECHNICAL DATA APPLICATION	MANUFACTURER, TYPE, ORDERING DATA SETTINGS	MOUNTING	APPA. DESIG.	APPARATUS SYMBOL DIAGRAM WITH REFERENCES TO DETAILS REFERENCE TO INDIVIDUAL TREATMENT (CIRCUIT DIAGRAM, SHEET NO., CIRCUIT NO.)	REMARK

1 CIRCUIT-BREAKER MANUF.: AREVA TYPE ECA 12-50-31-21
PO NO.:

TECHNICAL COMPONENTS	TYP	ORDER NO

APPLICATION	SETTINGS	MOUNTING	BTM IDENTIFIER
CIRCUIT-BREAKER		+S3A	-Q01

REFERENCES FOR GROUP REPRES. IN CIRCUIT DIAGRAM

REFERENCES TO SEP. DOCUMENTS WITH DETAILS OF REPRES.

REFERENCES FOR REPRES.OF APPLIANCE CONNECTIONS

/Q07.1 /D01.3 /G00.3 /L01.2 /W01.5 /W03.4 /Q01.2 /Q02.3 /Q04.2 /R01.3 /V01.2 /Z302.1 /Z302.1

1 MANUF.: AREVA TYPE
PO NO.:

AUXILIARY SWITCH
10_POL

TECHNICAL COMPONENTS	TYP	ORDER NO

APPLICATION	SETTINGS	MOUNTING	BTM IDENTIFIER
AUXILIARY SWITCH		+S3A	-Q1

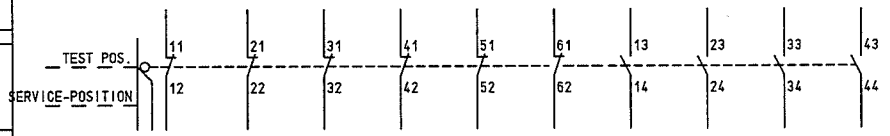

/Q01.3 /Q02.5 /P01.2 /P02.6 /V01.4 /V01.5 /Q01.3 /Q02.5 /Q07.4 /G00.4

Copyright as per DIN 34 to be observed!

D0978102

22.12.2006 HJ0115ND =L06 Z3Q1 ADAM

NO.	Alteration	Date	Name	Std.		Orig.:	Iss.for	Iss.by:
03	AS BUILT	05.12.2006	AD	Date	06.06.2005	US STEEL KOSICE/SLOVAKIA		
02	Fact.-Rev.	09.11.2005	AD	Drawn	ADAM	50.3023.01		
01	Approval	20.09.2005	AD	Check	GROHMANN	SUBSTATION T80		

AREVA

LIST OF EQUIPMENT
PANEL 06

50.3023.01.A3.741.227 S =L06 / Z3Q1

Typ: 03 OUTGOING

D009781.02.606-3.AHA

Sheet 56 975h.

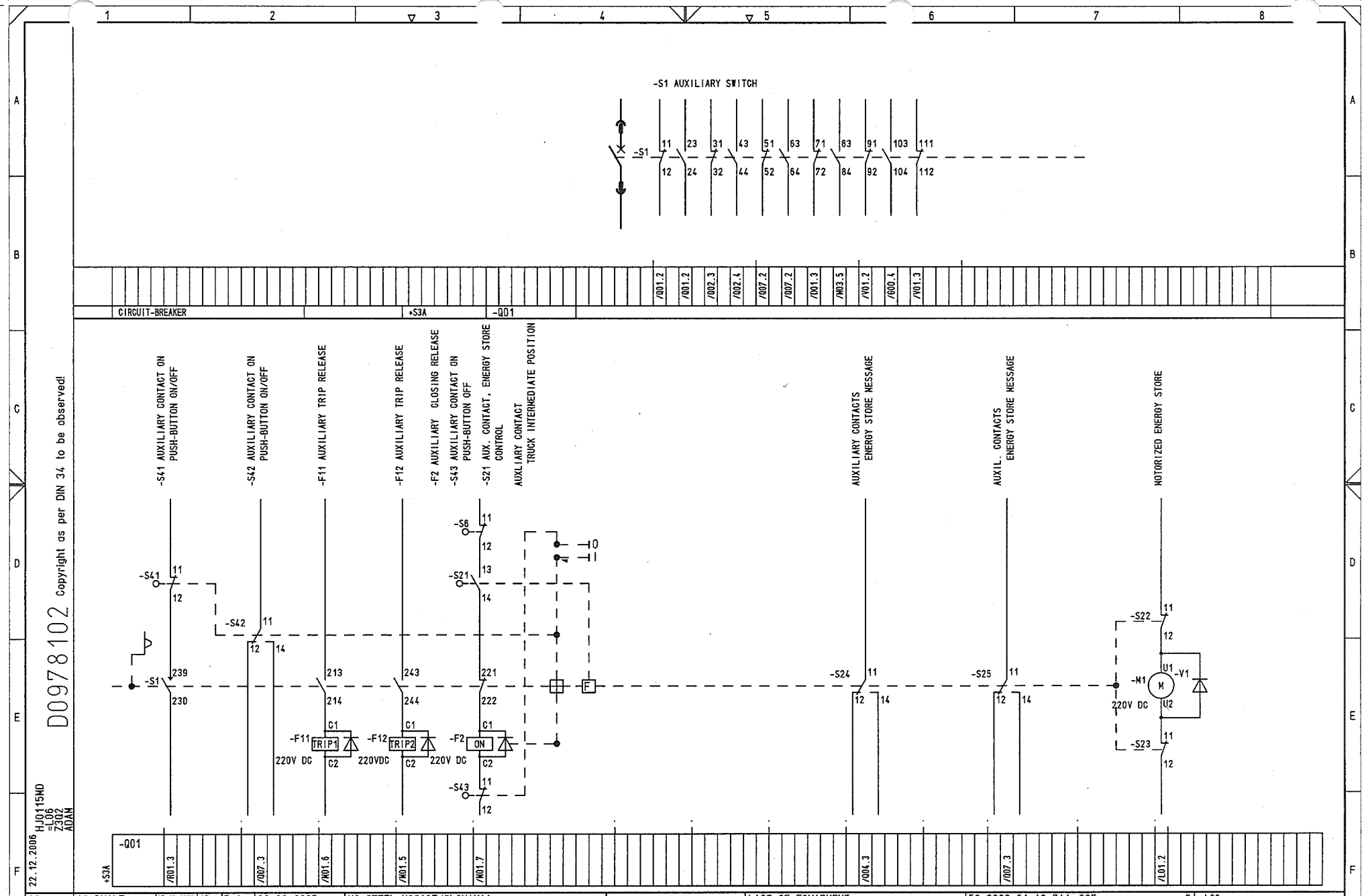

NO.	Alteration	Date	Name	Std.		Orig.:	Iss.for	Iss.by:
03	AS BUILT	05.12.2006	AD	Date	06.06.2005	US STEEL KOSICE/SLOVAKIA		
02	Fact.-Rev.	09.11.2005	AD	Drawn	ADAM	50.3023.01		
01	Approval	20.09.2005	AD	Check	GROHMANN	SUBSTATION T80		

AREVA

LIST OF EQUIPMENT
PANEL 06

50.3023.01.A3.741.227 S =L06 / Z302
Typ: 03 OUTGOING
D009781.02.606-3.AHA
Sheet 57 97Sh.

STOCK-TITY	DESCRIPTION, DESIGN, TECHNICAL DATA APPLICATION	MANUFACTURER, TYPE, ORDERING DATA SETTINGS	MOUNTING	APPA. DESIG.	APPARATUS SYMBOL DIAGRAM REFERENCE TO INDIVIDUAL TREATMENT	WITH REFERENCES TO DETAILS (CIRCUIT DIAGRAM, SHEET NO., CIRCUIT NO.)	REMARK
3	ANSTOßSCHALTER	MANUF.: ALSTOM PO NO.:		TYPE	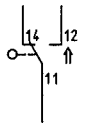		

TECHNICAL COMPONENTS	TYP	ORDER NO

APPLICATION		SETTINGS	MOUNTING	BTN IDENTIFIER	
CRANK INSERTED	SLIDE-IN MODULE		+S3A	-S61	/P01.2
CRANK INSERTED	SLIDE-IN MODULE		+S3A	-S62	/P02.6
CRANK INSERTED	SLIDE-IN MODULE		+S3A	-S63	/V01.5

D0978102 Copyright as per DIN 34 to be observed!

22.12.2006 HJ0115ND =L06 Z3S1 ADAM

NO.	Alteration	Date	Name	Std.		Orig.:	Iss.for	Iss.by:
03	AS BUILT	05.12.2006	AD	Date	06.06.2005	US STEEL KOSICE/SLOVAKIA		
02	Fact.-Rev.	09.11.2005	AD	Drawn	ADAM	50.3023.01		
01	Approval	20.09.2005	AD	Check	GROHMANN	SUBSTATION T80		

AREVA

LIST OF EQUIPMENT
PANEL 06

50.3023.01.A3.741 .227 S =L06 / Z3S1

Typ: 03 OUTGOING

D009781.02.606-3.AHA

Sheet 58 97 Sh.

STUCK-TITY	DESCRIPTION, DESIGN, TECHNICAL DATA APPLICATION	SETTINGS	MANUFACTURER, TYPE, ORDERING DATA MOUNTING	APPA. DESIG.	APPARATUS SYMBOL DIAGRAM WITH REFERENCES TO DETAILS REFERENCE TO INDIVIDUAL TREATMENT (CIRCUIT DIAGRAM, SHEET NO., CIRCUIT NO.)	REMARK
1	SPERRMAGNET MANUF.: ALSTOM PO NO.: TYPE SPERRMAGNET AN SCHALTWAGEN : 220VDC :				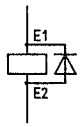	
	TECHNICAL COMPONENTS	TYP	ORDER NO			
	APPLICATION	SETTINGS	MOUNTING	BTM IDENTIFIER		
	RELEASE SLIDE-IN MODULE		+S3A	-Y1	/P01.4	

Copyright as per DIN 34 to be observed!

D0978102

22.12.2006 HJ0115WD =L06 Z3Y1 ADAM

NO.	Alteration	Date	Name	Std.		Orig.:	Iss.for	Iss.by:
03	AS BUILT	05.12.2006	AD	Date	06.06.2005	US STEEL KOSICE/SLOVAKIA		
02	Fact.-Rev.	09.11.2005	AD	Drawn	ADAM	50.3023.01		
01	Approval	20.09.2005	AD	Check	GROHMANN	SUBSTATION T80		

AREVA

LIST OF EQUIPMENT
PANEL 06

50.3023.01.A3.741.227 S =L06 / Z3Y1

Typ: 03 OUTGOING

D009781.02.606-3.AHA

Sheet 59 97Sh.

NO	CABLE	WIRES USED	SHEET\STATE	CABLE-TYPE SECTION	CORES	-ROUTE

CIRCUIT DIAGRAM

INSTALLATION

-X0

CABLE MATERIAL				⌀	COLOR
STANDARD:		H07V-K	1.5MM2		SW
POS.:	0	H05V-K	1.0MM2		SW
	2	H07V-K	2.5MM2		SW

TERM.TYPE

STANDARD: UK5N

RÜCK-REF.	NO 1	2	3	4	5	6	7	8	9	10	11	12	CORES/LINE	DESTINAT. DESIG. EXTERNAL			POT	NO	DESTINAT. DESIG. INTERN			CORES/LINE	REMARK
/D01.2													2	=L05	+S1A.R -X0	2	AC230V.L1	1					
/D01.7													2	=L07	+S1A.R -X0	1	AC230V.L1	2					
/D01.2													2	=L05	+S1A.R -X0	4	N	3					
/D01.7													2	=L07	+S1A.R -X0	3	N	4					
/G00.2													2	=L05	+S1A.R -X0	6	CBF+	5	-K203	13	Q		
/G00.7													2	=L07	+S1A.R -X0	5	CBF+	6					
/G00.6															-X04	A01		7	-K203	34			
/G00.2													2	=L05	+S1A.R -X0	8	CBF1'	7A	-X9	919			
/G00.7													2	=L07	+S1A.R -X0	7A	CBF1'	8					
/G00.2													2	=L05	+S1A.R -X0	10	CBF2'	9	-X04	A02			
/G00.7													2	=L07	+S1A.R -X0	9	CBF2'	10					
/G01.2													2	=L05	+S1A.R -X0	12	DC220V.L+	11					
/G01.7													2	=L07	+S1A.R -X0	11	DC220V.L+	12	-F102	1	Q	2	
/G01.2													2	=L05	+S1A.R -X0	14	DC220V.L-	13					
/G01.7													2	=L07	+S1A.R -X0	13	DC220V.L-	14	-F102	3	Q	2	
/G01.2													2	=L05	+S1A.R -X0	16	03L+	15					
/G01.7													2	=L07	+S1A.R -X0	15	03L+	16	-F203	1			
/G01.2													2	=L05	+S1A.R -X0	18	03L-	17					
/G01.7													2	=L07	+S1A.R -X0	17	03L-	18	-F203	3			
/P01.1													2	=L05	+S1A.R -X0	022	214L+	021					
/P01.7													2	=L07	+S1A.R -X0	021	214L+	022					
/P01.1													2	=L05	+S1A.R -X0	024	214L-	023	-X01	D14		0	
/P01.7													2	=L07	+S1A.R -X0	023	214L-	024	-K200	A2		0	
/P01.1													2	=L05	+S1A.R -X0	028		025	-X01	C05		0	
/P01.3																		026	+S2A -S7	22			
/P01.2																	BUSBAR ES.RELEASE	027	-X01	C06		0	
/P01.7													2	=L07	+S1A.R -X0	025	BUSBAR ES.RELEASE	028	+S2A -S7	21			
/P01.1													2	=L05	+S1A.R -X0	030	DRAWG.UNIT RELEASE	029					
/P01.7													2	=L07	+S1A.R -X0	029	DRAWG.UNIT RELEASE	030	+S1B.R -X9	906		0	

D0097810 2 Copyright as per DIN 34 to be observed!

22.12.2006

NO.	Alteration	Date	Name	Std.		Orig.:	iss.for	iss.by:
03	AS BUILT	05.12.2006	AD	Date	06.06.2005	US STEEL KOSICE/SLOVAKIA		
02	Fact.-Rev.	09.11.2005	AD	Drawn	ADAM	50.3023.01		
01	Approval	20.09.2005	AD	Check	GROHMANN	SUBSTATION T80		

AREVA

TERMINAL DIAGRAM

PANEL 06

50.3023.01.A3.741.227 V =L06 +S1A.R / K01

Typ: 03 OUTGOING

D009781.02.606-3.AHA

Sheet 60 97 Sh.

NO	CABLE	WIRES USED	SHEET\STATE	CABLE-TYPE	SECTION	CORES	-ROUTE

CIRCUIT DIAGRAM

INSTALLATION

-X0

CABLE MATERIAL	⌀	COLOR
STANDARD: H07V-K	1.5MM2	SW
POS.: 2 H07V-K	2.5MM2	SW

TERM.TYPE

STANDARD: UK5N

RÜCK-REF.	NO 1	2	3	4	5	6	7	8	9	10	11	12	CORES/LINE	DESTINAT. DESIG. EXTERNAL			POT	NO	DESTINAT. DESIG. INTERN			CORES/LINE	REMARK
/X01.2													2	=L05	+S1A.R -X0	052	TXD+	051	-A100	-X6	1		
/X01.7													2	=L07	+S1A.R -X0	051	TXD+	052					
/X01.2													2	=L05	+S1A.R -X0	054	TXD-	053	-A100	-X6	2		
/X01.7													2	=L07	+S1A.R -X0	053	TXD-	054					
/G02.2													2	=L05	+S1A.R -X0	062	04L+	061					
/G02.7													2	=L07	+S1A.R -X0	061	04L+	062					
/G02.2													2	=L05	+S1A.R -X0	064	04L-	063	+S1A.T -F301	-X1	16		
/G02.7													2	=L07	+S1A.R -X0	063	04L-	064					
/G02.2													2	=L05	+S1A.R -X0	066	AUTF SS1	065	-K451A		53		
/G02.7													2	=L07	+S1A.R -X0	065	AUTF SS1	066					
/G02.2													2	=L05	+S1A.R -X0	068	AUTF SS2	067	-K451B		53		
/G02.7													2	=L07	+S1A.R -X0	067	AUTF SS2	068					
/N01.2													2	=L05	+S1A.R -X0	092	ACR+	091	-X1		179		
/N01.7													2	=L07	+S1A.R -X0	091	ACR+	092	-X04		B01		
/N01.2													2	=L05	+S1A.R -X0	094	ACR-	093	-F310		2		
/N01.7													2	=L07	+S1A.R -X0	093	ACR-	094	-X04		B04		
/N01.2													2	=L05	+S1A.R -X0	096	TRANSFER TRIPPING	095	-F310		6		
/N01.7													2	=L07	+S1A.R -X0	095	TRANSFER TRIPPING	096	-X04		B02		
/N01.2													2	=L05	+S1A.R -X0	098	I>	097	-X1		177		
/N01.7													2	=L07	+S1A.R -X0	097	I>	098	-X04		B03		
/N01.2													2	=L05	+S1A.R -X0	100	SPARE	099					
/N01.7													2	=L07	+S1A.R -X0	099	SPARE	100					
/T01.2													2	=L05	+S1A.R -X0	602	SS1 L1	601	-K451A		13		
/T01.8													2	=L07	+S1A.R -X0	601	SS1 L1	602					
/T01.2													2	=L05	+S1A.R -X0	604	SS1 L2	603	-K451A		33		
/T01.8													2	=L07	+S1A.R -X0	603	SS1 L2	604					
/T01.2													2	=L05	+S1A.R -X0	606	SS1 L3	605	-K451A		43		
/T01.8													2	=L07	+S1A.R -X0	605	SS1 L3	606					
/T01.2													2	=L05	+S1A.R -X0	608	N	607	-X6		612		
/T01.8													2	=L07	+S1A.R -X0	607	N	608					
/T01.2													2	=L05	+S1A.R -X0	610	SS2 L1	609	-K451B		13		
/T01.8													2	=L07	+S1A.R -X0	609	SS2 L1	610					
/T01.2													2	=L05	+S1A.R -X0	612	SS2 L2	611	-K451B		33		
/T01.8													2	=L07	+S1A.R -X0	611	SS2 L2	612					

Copyright as per DIN 34 to be observed!

D0978102

22.12.2006

NO.	Alteration	Date	Name	Std.
03	AS BUILT	05.12.2006	AD	
02	Fact.-Rev.	09.11.2005	AD	
01	Approval	20.09.2005	AD	

Date 06.06.2005
Drawn ADAM
Check GROHMANN
Orig.: | Iss.for | Iss.by:

US STEEL KOSICE/SLOVAKIA
50.3023.01
SUBSTATION T80

AREVA

TERMINAL DIAGRAM
PANEL 06

50.3023.01.A3.741.227 V
=L06
+S1A.R / K02
Typ: 03 OUTGOING
D009781.02.606-3.AHA
Sheet 61
97 Sh.

NO	CABLE	WIRES USED	SHEET\STATE	CABLE-TYPE	SECTION	CORES	-ROUTE	CIRCUIT DIAGRAM
								INSTALLATION

-X0

CABLE MATERIAL			⌀	COLOR	TERM.TYPE
STANDARD:		H07V-K 1.5MM2		SW	STANDARD: UK5N
POS.:	2	H07V-K 2.5MM2		SW	

RÜCK-REF.	NO 1	2	3	4	5	6	7	8	9	10	11	12	CORES/ LINE	DESTINAT. DESIG. EXTERNAL		POT	NO	DESTINAT. DESIG. INTERN		CORES/ LINE	REMARK
/T01.2													2	=L05 +S1A.R -X0	614	SS2 L3	613	-K451B	43		
/T01.8													2	=L07 +S1A.R -X0	613	SS2 L3	614				
/T01.2													2	=L05 +S1A.R -X0	616	N	615	-X6	612		
/T01.8													2	=L07 +S1A.R -X0	615	N	616				

Copyright as per DIN 34 to be observed!

D0097810 2

22.12.2006

NO.	Alteration	Date	Name	Std.		Orig.:	Iss.for	Iss.by:
03	AS BUILT	05.12.2006	AD	Date	06.06.2005	US STEEL KOSICE/SLOVAKIA		
02	Fact.-Rev.	09.11.2005	AD	Drawn	ADAM	50.3023.01		
01	Approval	20.09.2005	AD	Check	GROHMANN	SUBSTATION T80		

AREVA

TERMINAL DIAGRAM

PANEL 06

50.3023.01.A3.741.227 V

=L06 +S1A.R / K03

Typ: 03 OUTGOING

D009781.02.606-3.AHA

Sheet 62 97Sh.

NO	CABLE	WIRES USED	SHEET\STATE	CABLE-TYPE	SECTION	CORES	-ROUTE

CIRCUIT DIAGRAM

INSTALLATION

-X1

CABLE MATERIAL			Ø	COLOR
STANDARD:	H07V-K	1.5MM2		SW
POS.: 0	H05V-K	1.0MM2		SW

TERM.TYPE: STANDARD: UKKB3

RÜCK-REF.	NO 1	2	3	4	5	6	7	8	9	10	11	12	CORES/LINE		DESTINAT. DESIG.	EXTERNAL		POT	NO	DESTINAT. DESIG.	INTERN		CORES/LINE	REMARK
/G01.2															-F111		2	111L+	101	-X01	A01		0	
/G01.2															-F111		4	111L-	102	-X01	A02		0	
/G01.3															-F121		2	121L+	103	-X04	A03			
/G01.3															-F121		4	121L-	104	-X04	A04			
/G01.5															+S1A.T -F301	-X1	13	103L+	105	-F103	2			
/G01.5															+S1A.T -F301	-X1	14	103L-	106	-F103	4			
/G01.7																			107					
/G01.7																			108					
/M01.2															-U401		13	102L+	111	-F102	2			
/M03.4																		102L+	112	-K72	43			
/M01.3																		102L+	113					
/M05.4															-X8		870	102L+	114	-F310	7			
/M01.5														Q	+S1A.T -F301	-X3	34	102L+	115	-X04	A11			
/M03.5																		102L+	116	-X01	B07		0	
/M05.6																		102L+	117	-F310	11			
/M02.4																		102L+	118	-X04	A09			
/M03.8															+S2A -S7		12	102L+	119					
/M04.3														Q	-A100	-X20	11	102L+	120	-X3	301			
/G01.4															-F102		4	102L-	121	-U401	14			
/M01.4														Q	-K01E		34	102L-	122	-X01	C02		0	
/M01.6																		102L-	123	-X01	A04		0	
/M01.6															+S1A.T -S01E		34	102L-	124					
/M02.4																		102L-	125	-K02E	34	Q		
/M02.6															-X04		A07	102L-	126	-X04	C10			
/M02.6															+S1A.T -S02E		34	102L-	127					
/M02.8																		102L-	128					
/M03.3																		102L-	129	+S2A -Y8	E2			
/M03.5															-X3		308	102L-	130	-K01A	A2	Q		
/G02.3														Q	-K451A		54		131	+S1A.T -F301	-X1	15		
/M01.3																			132					
/M01.4															-F310		8		133	-K201	A1			
/M01.5															+S1A.T -F301	-X3	35		134					
/M01.6													0		+S1A.T -S01A		14		135					
/M01.6														Q	-K01A		14		136	-X01	A03		0	

D0978102 Copyright as per DIN 34 to be observed!

22.12.2006

NO.	Alteration	Date	Name
03	AS BUILT	05.12.2006	AD
02	Fact.-Rev.	09.11.2005	AD
01	Approval	20.09.2005	AD

Std.

Date	06.06.2005	US STEEL KOSICE/SLOVAKIA	
Drawn	ADAM	50.3023.01	
Check	GROHMANN	SUBSTATION T80	
Orig.:	Iss.for	Iss.by:	

AREVA

TERMINAL DIAGRAM

PANEL 06

50.3023.01.A3.741.227 V

=L06 +S1A.R / K10

Typ: 03 OUTGOING

D009781.02.606-3.AHA

Sheet 63 97 Sh.

NO	CABLE	WIRES USED	SHEET\STATE	CABLE-TYPE	SECTION	CORES	-ROUTE

CIRCUIT DIAGRAM

INSTALLATION

-X1

CABLE MATERIAL	⌀	COLOR
STANDARD: H07V-K	1.5MM2	SW
POS.: 0 H05V-K	1.0MM2	SW

TERM.TYPE

STANDARD: UKKB3

RÜCK-REF.	NO 1	2	3	4	5	6	7	8	9	10	11	12	CORES/LINE	DESTINAT. DESIG. EXTERNAL			POT NO	DESTINAT. DESIG. INTERN			CORES/LINE	REMARK
/M01.7																	137	-K201	22			
/M01.7																	138	-X01	A05		0	
/M01.6														+S1A.T -S200		3	139	-K01A	13	Q		
/M01.7														+S1A.T -S01E		14	140	-K01E	14	Q		
/M01.6														+S1A.T -S01E		33	141					
/M01.7														-K01E		33	142	-X01	A06		0	
/M01.7																	143					
/M01.7																	144					
/M05.4														-X8		879	145	-X01	C01		0	
/M05.4														-F310		12	146	-X04	C09			
/M02.3																	151					
/M02.4														-K202		A1	152	-X04	A10			
/M02.5														+S1A.T -F301	-X3	33	153					
/M02.6														+S1A.T -S02A		14	154					
/M02.6																	155	-X04	A05			
/M02.6																	156	-K02A	14	Q		
/M02.7																	157	-K202	22			
/M02.7																	158	-X04	A06			
/M02.6														+S1A.T -S200		7	159	-K02A	13	Q		
/M02.7														+S1A.T -S02E		14	160	-K02E	14	Q		
/M02.6														+S1A.T -S02E		33	161					
/M02.7														-K02E		33	162	-X04	A08			
/M03.4																	169					
/M03.3																	170	+S2A -Y8	E1			
/M03.3																	171	-X04	A12			
/M03.4																	172	-K72	44			
/M03.5														-K451A		A1	173	-X01	B08		0	
/M03.6														-K451B		A1	174	-X04	A14			
/M03.7														-K72		A1	175	-X04	A15			
/M03.8														+S2A -S7		11	176	-K71	A1			
/N01.4														-X0		097	I> 177	-F310	4			
/N01.5														+S1A.T -F301	-X3	27	I> 178					
/N01.3														-X0		091	ACR+ 179	-F310	1			
/N01.5																	ACR+ 180	+S1A.T -F301	-X3	28		

D0097810 2 Copyright as per DIN 34 to be observed!

22.12.2006

NO.	Alteration	Date	Name
03	AS BUILT	05.12.2006	AD
02	Fact.-Rev.	09.11.2005	AD
01	Approval	20.09.2005	AD

Std.

Date 06.06.2005
Drawn ADAM
Check GROHMANN

US STEEL KOSICE/SLOVAKIA
50.3023.01
SUBSTATION T80
Orig.: | Iss.for | Iss.by:

AREVA

TERMINAL DIAGRAM
PANEL 06

50.3023.01.A3.741.227 V =L06
+S1A.R / K11
Typ: 03 OUTGOING
D009781.02.606-3.AHA
Sheet 64 97Sh.

NO	CABLE	WIRES USED	SHEET\STATE	CABLE-TYPE	SECTION	CORES	-ROUTE

CIRCUIT DIAGRAM

INSTALLATION

-X1

CABLE MATERIAL				⌀	COLOR
STANDARD:		H07V-K	1.5MM2		SW
POS.:	0	H05V-K	1.0MM2		SW

TERM.TYPE

STANDARD: UKKB3

RÜCK-REF.	NO 1	2	3	4	5	6	7	8	9	10	11	12	CORES/ LINE	DESTINAT. DESIG. EXTERNAL			
/P02.4														+S2A	-S81		11
/P02.4														+S2A	-S81		14
/P02.6													0	+S2A	-Q8	-S1	52
/P02.6														+S2A	-Q8	-S1	51

POT	NO
	181
	182
	183
DRAWG.UNIT RELEASE	184

DESTINAT. DESIG. INTERN		CORES/ LINE	REMARK
-X04	C02		
-X9	918		
-X9	904		
-X04	C01		

Copyright as per DIN 34 to be observed!

D0097810 2

22.12.2006

NO.	Alteration	Date	Name	Std.	Orig.:	Iss.for	Iss.by:
03	AS BUILT	05.12.2006	AD	Date	06.06.2005		
02	Fact.-Rev.	09.11.2005	AD	Drawn	ADAM		
01	Approval	20.09.2005	AD	Check	GROHMANN		

US STEEL KOSICE/SLOVAKIA
50.3023.01
SUBSTATION T80

AREVA

TERMINAL DIAGRAM
PANEL
06

50.3023.01.A3.741.227 V

=L06
+S1A.R / K12

Typ: 03
OUTGOING

D009781.02.606-3.AHA

Sheet 65
97Sh.

NO	CABLE	WIRES USED	SHEET\STATE	CABLE-TYPE	SECTION	CORES	-ROUTE

CIRCUIT DIAGRAM

INSTALLATION

-X3

CABLE MATERIAL			⌀	COLOR
STANDARD:	H07V-K	1.5MM2		SW
POS.: 0	H05V-K	1.0MM2		SW

TERM.TYPE

STANDARD: UKKB3

RÜCK-REF.	NO 1	2	3	4	5	6	7	8	9	10	11	12	CORES/LINE	DESTINAT. DESIG. EXTERNAL		POT	NO	DESTINAT. DESIG. INTERN		CORES/LINE	REMARK
/Q01.2																102L+	301	-X1	120		
/Q01.2																102L+	302	-X01	A12	0	
/Q01.3																102L+	303	-X01	C15	0	
/Q01.4																102L+	304	-K71	13		
/Q01.5																102L+	305	-X04	D01		
/Q01.7																102L+	306	-K72	13		
/Q01.7														-X4	401	102L+	307	+S2A -Q8 -S1	11	Q	
/M03.7														-X1	130	102L-	308				
/Q01.3														+S1A.T -H011	0	102L-	309	+S1A.T -H01	0		
/Q01.5														+S1A.T -H02	0	102L-	310	+S1A.T -H021	0		
/Q01.7														+S1A.T -H8	0	102L-	311				
/Q01.8																102L-	312	-X4	405		
/Q01.2														+S1A.T -H01	1		321	-X01	A13	0	
/Q01.2														+S1A.T -H01	2		322	-X01	A14	0	
/Q01.3														+S1A.T -H011	1		323	-X01	C16	0	
/Q01.4																	324	-K71	14		
/Q01.3														+S1A.T -H011	2		325	-X01	D01	0	
/Q01.5														+S1A.T -H02	1		326	-X04	D02		
/Q01.5														+S1A.T -H02	2		327	-X04	D03		
/Q01.5														+S1A.T -H021	1		328	-X04	D04		
/Q01.7																	329	-K72	14		
/Q01.6														+S1A.T -H021	2		330	-X04	D05		
/Q01.7														+S1A.T -H8	1		331	+S2A -Q8 -S1	12		
/Q01.8														+S1A.T -H8	2		332	+S2A -Q8 -S1	24		

Copyright as per DIN 34 to be observed!

D0097810 2

22.12.2006

NO.	Alteration	Date	Name	Std.		Orig.:		iss.for	iss.by:
03	AS BUILT	05.12.2006	AD	Date	06.06.2005	US STEEL KOSICE/SLOVAKIA			
02	Fact.-Rev.	09.11.2005	AD	Drawn	ADAM	50.3023.01			
01	Approval	20.09.2005	AD	Check	GROHMANN	SUBSTATION T80			

AREVA

TERMINAL DIAGRAM

PANEL 06

50.3023.01.A3.741 .227 V

=L06 +S1A.R / K30

Typ: 03 OUTGOING

D009781.02.606-3.AHA

Sheet 66 97Sh.

NO	CABLE	WIRES USED	SHEET\STATE	CABLE-TYPE SECTION	CORES	-ROUTE

CIRCUIT DIAGRAM

INSTALLATION

-X4

CABLE MATERIAL				⌀	COLOR
STANDARD:		H07V-K	1.5MM2		SW
POS.:	0	H05V-K	1.0MM2		SW

TERM.TYPE

STANDARD: UKKB3

RÜCK-REF.	NO 1	2	3	4	5	6	7	8	9	10	11	12	CORES/LINE		DESTINAT. DESIG.	EXTERNAL
/Q07.6														Q	+S1A.T -S01E	43
/Q07.7														Q	-K01E	43
/R01.3														Q	+S1A.T -S01A	21
/R01.7																
/Q07.7		.													-X3	312
/R01.2																
/R01.5																
/R01.7																
/R01.3															+S1A.T -S01E	22
/R01.3															-K01E	22
/R01.5															+S1A.T -S02E	22
/R01.5															-K02E	22
/R01.3															-K100	E1
/R01.5																
/R01.7																
/R01.7																
/R01.7																
/R01.7																
/R01.8																
/R01.8																

POT	NO
102L+	401
102L+	402
102L+	403
102L+	404
102L-	405
102L-	406
102L-	407
102L-	408
	409
	410
	411
	412
	413
	414
	415
	416
	417
	418
	419
	420

DESTINAT. DESIG.	INTERN		CORES/LINE	REMARK
-X3	307			
-K100	A1			
-X8	880			
-K100	A2			
-K01A	21			
-X01	A10		0	
-K02A	21			
-X04	C03			
-X01	A11		0	
-X04	C04			
-F102	22	Q		
-F102	21	Q		

Copyright as per DIN 34 to be observed!

D0978102

22.12.2006

NO.	Alteration	Date	Name	Std.		Orig.:	Iss.for	Iss.by:
03	AS BUILT	05.12.2006	AD	Date	06.06.2005	US STEEL KOSICE/SLOVAKIA		
02	Fact.-Rev.	09.11.2005	AD	Drawn	ADAM	50.3023.01		
01	Approval	20.09.2005	AD	Check	GROHMANN	SUBSTATION T80		

AREVA

TERMINAL DIAGRAM

PANEL 06

50.3023.01.A3.741.227 V | =L06 | +S1A.R | / K40

Typ: 03 OUTGOING

D009781.02.606-3.AHA

Sheet 67 | 97 Sh.

NO	CABLE	WIRES USED	SHEET\STATE	CABLE-TYPE	SECTION	CORES	-ROUTE

CIRCUIT DIAGRAM

INSTALLATION

-X5

CABLE MATERIAL	⌀	COLOR
STANDARD: H07V-K	2.5MM2	SW

TERM.TYPE

STANDARD: URTK/S

RÜCK-REF.	NO 1	2	3	4	5	6	7	8	9	10	11	12	CORES/LINE	DESTINAT. DESIG. EXTERNAL		POT NO	DESTINAT. DESIG. INTERN				CORES/LINE	REMARK
/S01.2																501	+S2A	-T1L1		1S2		
/S01.2																502	+S2A	-T1L1		1S1		
/S01.2																503		-U401		1		
/S01.3																504	+S2A	-T1L2		1S2		
/S01.3																505	+S2A	-T1L2		1S1		
/S01.3																506		-U401		4		
/S01.3														-X5	510	507	+S2A	-T1L3		1S2		
/S01.3																508	+S2A	-T1L3		1S1		
/S01.3																509		-U401		7		
/S01.4														-X5	507	510		-XPE		PE		
/S01.4																511		-U401		3	Q	
/S01.5																521	+S2A	-T1L1		2S2		
/S01.5																522	+S2A	-T1L1		2S1		
/S01.5																523	+S1A.T	-P401		17		
/S01.6																524	+S2A	-T1L2		2S2		
/S01.6																525	+S2A	-T1L2		2S1		
/S01.6																526	+S1A.T	-P402		17		
/S01.7														-X5	530	527	+S2A	-T1L3		2S2		
/S01.7																528	+S2A	-T1L3		2S1		
/S01.7																529	+S1A.T	-P403		17		
/S01.7														-X5	527	530		-XPE		PE		
/S01.7														+S1A.T -P403	18	531	+S1A.T	-P402		18		
/S01.5														+S1A.T -P401	18	532						
/S02.2																541	+S2A	-T1L1		3S2		
/S02.2																542	+S2A	-T1L1		3S1		
/S02.2																543	+S1A.T	-F301	-X1	1		
/S02.3																544	+S2A	-T1L2		3S2		
/S02.3																545	+S2A	-T1L2		3S1		
/S02.3																546	+S1A.T	-F301	-X1	3		
/S02.4														-X5	550	547	+S2A	-T1L3		3S2		
/S02.3																548	+S2A	-T1L3		3S1		
/S02.3																549	+S1A.T	-F301	-X1	5		
/S02.4														-X5	547	550		-XPE		PE		
/S02.4																551	+S1A.T	-F301	-X1	2	Q	

Copyright as per DIN 34 to be observed!

D0097810 2

22.12.2006

NO.	Alteration	Date	Name
03	AS BUILT	05.12.2006	AD
02	Fact.-Rev.	09.11.2005	AD
01	Approval	20.09.2005	AD

Std.

Date	06.06.2005	Orig.:	Iss.for
Drawn	ADAM		
Check	GROHMANN		Iss.by:

US STEEL KOSICE/SLOVAKIA
50.3023.01
SUBSTATION T80

AREVA

TERMINAL DIAGRAM

PANEL 06

50.3023.01.A3.741.227 V

=L06 +S1A.R / K50

Typ: 03 OUTGOING

D009781.02.606-3.AHA

Sheet 68 97Sh.

NO	CABLE	WIRES USED SHEET\STATE	CABLE-TYPE SECTION	CORES	-ROUTE

CIRCUIT DIAGRAM

INSTALLATION

-X5

CABLE MATERIAL	⌀	COLOR	TERM.TYPE
STANDARD: H07V-K	2.5MM2	SW	STANDARD: URTK/S

RÜCK-REF.	NO 1	2	3	4	5	6	7	8	9	10	11	12	CORES/LINE	DESTINAT. DESIG. EXTERNAL			POT NO	DESTINAT. DESIG. INTERN		CORES/LINE	REMARK
/S02.6														-XPE		PE	561	+S2A -T91	S2		
/S02.6														+S1A.T -F301	-X1	7	562	+S2A -T91	S1		
/S02.7																	563	+S2A -T92	S2		
/S02.6																	564	+S2A -T92	S1		
/S02.7																	565	+S2A -T93	S2		
/S02.7																	566	+S2A -T93	S1		
/S02.8														+S1A.T -F301	-X1	8	567	+S2A -T94	S2		
/S02.8																	568	+S2A -T94	S1		

D0978102 Copyright as per DIN 34 to be observed!

22.12.2006

NO.	Alteration	Date	Name	Std.		Orig.:	Iss.for	Iss.by:
03	AS BUILT	05.12.2006	AD	Date	06.06.2005	US STEEL KOSICE/SLOVAKIA		
02	Fact.-Rev.	09.11.2005	AD	Drawn	ADAM	50.3023.01		
01	Approval	20.09.2005	AD	Check	GROHMANN	SUBSTATION T80		

AREVA

TERMINAL DIAGRAM

PANEL 06

50.3023.01.A3.741.227 V

=L06 +S1A.R / K51

Typ: 03 OUTGOING

D009781.02.606-3.AHA

Sheet 69 97Sh.

NO	CABLE	WIRES USED	SHEET\STATE	CABLE-TYPE SECTION	CORES	-ROUTE	CIRCUIT DIAGRAM		CABLE MATERIAL	Ø COLOR	TERM.TYPE
							INSTALLATION	-X6	STANDARD: H07V-K 1.5MM2	SW	STANDARD: UK5N

RÜCK-REF.	NO 1	2	3	4	5	6	7	8	9	10	11	12	CORES/LINE	DESTINAT. DESIG.	EXTERNAL		POT	NO	DESTINAT. DESIG.	INTERN		CORES/LINE	REMARK
/T01.3														+S1A.T -F301	-X1	9	L1	601	-K451A	14	Q		
/T01.6																	L1	602	-U401	2			
/T01.7																	L1	603					
/T01.3														+S1A.T -F301	-X1	10	L2	604	-K451A	34	Q		
/T01.6																	L2	605	-U401	5			
/T01.7																	L2	606					
/T01.4														+S1A.T -F301	-X1	11	L3	607	-K451A	44	Q		
/T01.6																	L3	608	-U401	8			
/T01.7																	L3	609					
/T01.4														+S1A.T -F301	-X1	12	N	610					
/T01.7																	N	611	-U401	11			
/T01.7														-X0		607	N	612	-X0	615			
/T01.7																		614					
/T01.7																		615					
/T01.7																		616					

D0978102 Copyright as per DIN 34 to be observed!

22.12.2006

NO.	Alteration	Date	Name	Std.						
03	AS BUILT	05.12.2006	AD	Date	06.06.2005	US STEEL KOSICE/SLOVAKIA	AREVA	TERMINAL DIAGRAM	50.3023.01.A3.741.227 V	=L06
02	Fact.-Rev.	09.11.2005	AD	Drawn	ADAM	50.3023.01				+S1A.R / K60
01	Approval	20.09.2005	AD	Check	GROHMANN	SUBSTATION T80		PANEL	Typ: 03	Sheet70
						Orig.: iss.for	iss.by:	06	OUTGOING	D009781.02.606-3.AHA 97Sh.

NO	CABLE	WIRES USED	SHEET\STATE	CABLE-TYPE	SECTION	CORES	-ROUTE

CIRCUIT DIAGRAM

INSTALLATION

-X8

CABLE MATERIAL	Ø	COLOR
STANDARD: H07V-K	1.5MM2	SW
POS.: 0 H05V-K	1.0MM2	SW

TERM.TYPE

STANDARD: UDMTK5-P/P

RÜCK-REF.	NO 1	2	3	4	5	6	7	8	9	10	11	12	CORES/LINE	DESTINAT. DESIG. EXTERNAL			POT	NO	DESTINAT. DESIG. INTERN				CORES/LINE	REMARK
/Q02.2													0	-F203		2	03L+	801	-A100	-X1	1			
/Q02.3																	03L+	802	-X01		A15		0	
/Q02.5																	03L+	803	-X01		D02		0	
/Q02.6																	03L+	804	-K71		33			
/Q02.6																	03L+	805	+S2A -Q8 -S1		31	Q		
/Q03.4																	03L+	806	-X04		D06			
/Q03.6																	03L+	807	-K72		33			
/Q04.2																	03L+	808	-F111		12	Q		
/Q04.3																	03L+	809	-X01		A07		0	
/Q04.6																	03L+	810	+S1A.T -S200		13			
/Q05.2																	03L+	811	-F310		9	Q		
/Q05.3																	03L+	812	+S1A.T -F301	-X3	20	Q		
/Q05.7														-A100	-X11	38	03L+	813	-F102		12	Q		
/Q02.2														-F203		4	03L-	814	-A100	-X1	2			
/Q02.3																	03L-	815	-A100	-X10	9			
/Q02.6																	03L-	816						
/Q04.2																	03L-	817						
/Q05.2																	03L-	818	-A100	-X11	9			
/Q05.7																	03L-	819						
/Q05.4																	03L-	820	-K203		A2			
/Q02.3														-A100	-X10	1		821	-X01		A16		0	
/Q02.4														-A100	-X10	2		822	-X01		B01		0	
/Q02.5														-A100	-X10	5		823	-X01		D03		0	
/Q02.6																		824	-K71		34			
/Q02.5														-A100	-X10	6		825	-X01		D04		0	
/Q02.6														-A100	-X10	31		826	+S2A -Q8 -S1		32			
/Q02.7														-A100	-X10	32		827	+S2A -Q8 -S1		44			
/Q03.4														-A100	-X10	3		828	-X04		D07			
/Q03.4														-A100	-X10	4		829	-X04		D08			
/Q03.5														-A100	-X10	7		830	-X04		D09			
/Q03.6																		831	-K72		34			
/Q03.5														-A100	-X10	8		832	-X04		D10			
/Q04.2														-A100	-X10	33		833	-F111		11	Q		
/Q04.3														-A100	-X10	34		834	-X01		A08		0	

Copyright as per DIN 34 to be observed!

D0097810 2

22.12.2006

NO.	Alteration	Date	Name	Std.		Orig.:	Iss.for	Iss.by:
03	AS BUILT	05.12.2006	AD	Date	06.06.2005	US STEEL KOSICE/SLOVAKIA		
02	Fact.-Rev.	09.11.2005	AD	Drawn	ADAM	50.3023.01		
01	Approval	20.09.2005	AD	Check	GROHMANN	SUBSTATION T80		

AREVA

TERMINAL DIAGRAM

PANEL 06

50.3023.01.A3.741.227 V =L06 +S1A.R / K80

Typ: 03 OUTGOING

D009781.02.606-3.AHA

Sheet 71 97 Sh.

NO	CABLE	WIRES USED	SHEET\STATE	CABLE-TYPE	SECTION	CORES	-ROUTE

CIRCUIT DIAGRAM

INSTALLATION

-X8

CABLE MATERIAL			Ø	COLOR
STANDARD:		H07V-K	1.5MM2	SW
POS.:	0	H05V-K	1.0MM2	SW

TERM.TYPE

STANDARD: UDMTK5-P/P

RÜCK-REF.	NO 1	2	3	4	5	6	7	8	9	10	11	12	CORES/LINE	DESTINAT. DESIG. EXTERNAL			POT	NO	DESTINAT. DESIG. INTERN				CORES/LINE	REMARK
/Q04.4																		835	-X04		D15			
/Q04.3																		836	-X01		A09		0	
/Q04.6														-A100	-X10	35		837	+S1A.T -S200		14			
/Q05.2														-A100	-X11	1		838	-K100		10			
/Q05.3														-A100	-X11	2		839	+S1A.T -F301	-X3	26			
/Q05.3														-A100	-X11	3		840	+S1A.T -F301	-X3	25			
/Q05.5														-A100	-X11	4		841	-F310		10			
/Q05.6																		842	-X04		D12			
/Q05.6														-A100	-X11	5	FAULT	843	-X04		D13			
/Q05.5																	FAULT	844	-F310		14			
/Q05.4																	FAULT	845	+S1A.T -F301	-X3	19			
/Q05.7														-A100	-X11	6		846	-F102		11	Q		
/Q05.8																		847						
/Q05.8																		848						
/Q05.8																		849						
/Q05.4														-K203		A1		850	+S1A.T -F301	-X3	24			
/Q06.5																		862	-U401		23			
/Q06.5																		863	-U401		24			
/Q06.5																		864	-U401		25			
/Q06.5																		865	-U401		26			
/Q07.2																		866	-X01		B02		0	
/Q07.3																		867	-X01		B15		0	
/Q07.3																		868	-X01		B13		0	
/Q07.4																		869	-X01		D07		0	
/M05.4														-X1		114	102L+	870	+S1A.T -F301	-X3	30			
/Q07.7														+S1A.T -F301	-X1	17		871						
/Q07.7																		872	-K201		34			
/Q07.2																		873	-X01		B03		0	
/Q07.2																		874	-X01		B04		0	
/Q07.3																		875	-X01		B16		0	
/Q07.3																		876	-X01		B14		0	
/Q07.4																		877	-X01		D08		0	
/M05.4																		878	+S1A.T -F301	-X3	29			
/M05.4														-X1		145		879	+S1A.T -F301	-X3	31			

D0097810 2 Copyright as per DIN 34 to be observed!

22.12.2006

NO.	Alteration	Date	Name	Std.			
03	AS BUILT	05.12.2006	AD	Date	06.06.2005	US STEEL KOSICE/SLOVAKIA	
02	Fact.-Rev.	09.11.2005	AD	Drawn	ADAM	50.3023.01	
01	Approval	20.09.2005	AD	Check	GROHMANN	SUBSTATION T80	
						Orig.:	Iss.for

AREVA

Iss.by:

TERMINAL DIAGRAM

PANEL 06

50.3023.01.A3.741.227 V

=L06 +S1A.R / K81

Typ: 03 OUTGOING

D009781.02.606-3.AHA

Sheet 72 97Sh.

NO	CABLE	WIRES USED	SHEET\STATE	CABLE-TYPE	SECTION	CORES	-ROUTE

CIRCUIT DIAGRAM

INSTALLATION

-X8

CABLE MATERIAL	⌀	COLOR	TERM.TYPE
STANDARD: HO7V-K 1.5MM2		SW	STANDARD: UDMTK5-P/P

RÜCK-REF.	NO 1	2	3	4	5	6	7	8	9	10	11	12	CORES/LINE	DESTINAT. DESIG. EXTERNAL	POT NO	DESTINAT. DESIG. INTERN	CORES/LINE	REMARK
/Q07.7														-X4 405	102L- 880	+S1A.T -F301 -X1 18		

D0978102 Copyright as per DIN 34 to be observed!

22.12.2006

NO.									
03	AS BUILT	05.12.2006	AD	Date	06.06.2005	US STEEL KOSICE/SLOVAKIA	AREVA	TERMINAL DIAGRAM	50.3023.01.A3.741.227 V =L06
02	Fact.-Rev.	09.11.2005	AD	Drawn	ADAM	50.3023.01			+S1A.R / K82
01	Approval	20.09.2005	AD	Check	GROHMANN	SUBSTATION T80		PANEL 06	Typ: 03 OUTGOING D009781.02.606-3.AHA Sheet 73
NO.	Alteration	Date	Name	Std.		Orig.: Iss.for	Iss.by:		97 Sh.

NO	CABLE	WIRES USED	SHEET\STATE	CABLE-TYPE	SECTION	CORES	-ROUTE

CIRCUIT DIAGRAM

INSTALLATION

-X9

CABLE MATERIAL	⌀	COLOR
STANDARD: H07V-K	1.5MM2	SW
POS.: 0 H05V-K	1.0MM2	SW

TERM.TYPE

STANDARD: UKKB3

RÜCK-REF.	NO 1	2	3	4	5	6	7	8	9	10	11	12	CORES/LINE	DESTINAT. DESIG. EXTERNAL		POT	NO	DESTINAT. DESIG. INTERN			CORES/LINE	REMARK
/V01.2																	901	-X01	B09		0	
/G00.4													0	-K203	14		902	-X01	C09		0	
/V01.3																	903	-X01	C11		0	
/P02.6														-X1	183		904	-X01	B11	Q		
/G00.4													0	-X9	916		905	-X01	D11		0	
/V01.4																	906	-X01	D05		0	
/V01.5																	907	-X01	D09		0	
/V01.5																	908	-X01	C13		0	
/V01.6																	909	+S2A -Q8 -S1	63			
/V01.7																	910	+S1A.T -S200	9			
/V01.7																	911	+S1A.T -S200	11			
/V01.8																	912					
/V01.8																	913					
/V01.8																	914					
/V01.2																	915	-X01	B10		0	
/G00.4													0	-X9	905		916	-X01	C10		0	
/V01.3																	917	-X01	C12		0	
/P02.6														-X1	182		918	-X01	B12	Q		
/G00.4														-X0	7A	CBF1'	919	-X01	D12			
/V01.4																	920	-X01	D06		0	
/V01.5																	921	-X01	D10		0	
/V01.5																	922	-X01	C14		0	
/V01.6																	923	+S2A -Q8 -S1	64			
/V01.7																	924	+S1A.T -S200	10			
/V01.8																	925					
/V01.8																	926					
/V01.8																	927					

D0978102 Copyright as per DIN 34 to be observed!

22.12.2006

NO.	Alteration	Date	Name	Std.		Orig.:	Iss.for	Iss.by:
03	AS BUILT	05.12.2006	AD	Date	06.06.2005	US STEEL KOSICE/SLOVAKIA		
02	Fact.-Rev.	09.11.2005	AD	Drawn	ADAM	50.3023.01		
01	Approval	20.09.2005	AD	Check	GROHMANN	SUBSTATION T80		

AREVA

TERMINAL DIAGRAM

PANEL 06

50.3023.01.A3.741.227 V

=L06 +S1A.R / K90

Typ: 03 OUTGOING

D009781.02.606-3.AHA

Sheet 74 97 Sh.

NO	CABLE	WIRES USED	SHEET\STATE	CABLE-TYPE	SECTION	CORES	-ROUTE

CIRCUIT DIAGRAM

INSTALLATION

-XPE

CABLE MATERIAL			⌀	COLOR
STANDARD:		H05V-K	1.0MM2	GN/ YE
POS.:	0	H05V-K	1.0MM2	SW
	2	H07V-K	2.5MM2	SW

TERM.TYPE: STANDARD: USLKG5

RÜCK-REF.	NO 1	2	3	4	5	6	7	8	9	10	11	12	CORES/ LINE	DESTINAT. DESIG. EXTERNAL		POT NO	DESTINAT. DESIG. INTERN			CORES/ LINE	REMARK
/S01.4																PE	-X5	510		2	
/S01.8																PE	-X5	530		2	
/S02.5																PE	-X5	550		2	
/S02.5																PE	-X5	561		2	
/D01.7																PE					
/D01.7																PE					
/P02.6														+S2A -S7	32	1	-X01	B11	Q		
/P02.6														+S2A -S7	31	2	-X01	B12	Q		
/P01.4													0	+S1B.R -X9	908	3	-X01	D13		0	

Copyright as per DIN 34 to be observed!

D0097810 2

22.12.2006

NO.	Alteration	Date	Name	Std.		Orig.:	Iss.for	Iss.by:
03	AS BUILT	05.12.2006	AD	Date	06.06.2005	US STEEL KOSICE/SLOVAKIA		
02	Fact.-Rev.	09.11.2005	AD	Drawn	ADAM	50.3023.01		
01	Approval	20.09.2005	AD	Check	GROHMANN	SUBSTATION T80		

AREVA

TERMINAL DIAGRAM

PANEL 06

50.3023.01.A3.741.227 V

Typ: 03 OUTGOING

D009781.02.606-3.AHA

=L06 +S1A.R / KPE

Sheet 75 97Sh.

CROSS CONNECTION

REFERENCE	POTENTIAL ITEM CR. SECTION	CABLE MATERIAL COLOR	OUTPUT TERMINAL	DESTINATION 1	DESTINATION 2	DESTINATION 3	DESTINATION 4	DESTINATION 5	DESTINATION 6
G00	CBF+ 1 1.5MM2	H07V-K SW	-X0 5	-K203 13	-K203 33				
G01	DC220V.L+ 2 2.5MM2	H07V-K SW	-X0 12	-F102 1	-F103 1	-F111 1	-F121 1		
G01	DC220V.L- 2 2.5MM2	H07V-K SW	-X0 14	-F102 3	-F103 3	-F111 3	-F121 3		
G02	1 1.5MM2	H07V-K SW		-K451A 81	-K451B 54				
G02	1 1.5MM2	H07V-K SW	-X1 131	-K451A 54	-K451A 82				
M01	102L- 1 1.5MM2	H07V-K SW	-X1 122	-K01E 34	-K201 A2				
M01	1 1.5MM2	H07V-K SW	-X1 136	-K01A 14	-K201 14				
M01	1 1.5MM2	H07V-K SW	-X1 139	-K01A 13	-K01E 13				
M01	1 1.5MM2	H07V-K SW	-X1 140	-K01E 14	-K201 13	-K201 21			
M02	102L- 1 1.5MM2	H07V-K SW	-X1 125	-K02E 34	-K202 A2				
M02	1 1.5MM2	H07V-K SW	-X1 156	-K02A 14	-K202 14				
M02	1 1.5MM2	H07V-K SW	-X1 159	-K02A 13	-K02E 13				
M02	1 1.5MM2	H07V-K SW	-X1 160	-K02E 14	-K202 13	-K202 21			
M03	102L- 1 1.5MM2	H07V-K SW	-X1 130	-K01A A2	-K01E A2	-K02A A2	-K02E A2	-K71 A2	-K72 A2
	---->			-K451A A2	-K451B A2				
M04	1 1.5MM2	H07V-K SW		-A100 -X20 1	-K01A A1				
M04	1 1.5MM2	H07V-K SW		-A100 -X20 3	-K01E A1				
M04	1 1.5MM2	H07V-K SW		-A100 -X20 5	-K02A A1				
M04	1 1.5MM2	H07V-K SW		-A100 -X20 7	-K02E A1				
M04	102L+ 1 1.5MM2	H07V-K SW	-X1 120	-A100 -X20 11	-A100 -X20 13	-A100 -X20 15	-A100 -X20 17		

Copyright as per DIN 34 to be observed!

D0097810 22.12.2006

NO.	Alteration	Date	Name	Std.		Orig.:	Iss.for	Iss.by:
03	AS BUILT	05.12.2006	AD	Date	06.06.2005	US STEEL KOSICE/SLOVAKIA		
02	Fact.-Rev.	09.11.2005	AD	Drawn	ADAM	50.3023.01		
01	Approval	20.09.2005	AD	Check	GROHMANN	SUBSTATION T80		

AREVA

CROSS CONNECT. LIST
RELAY BOX
PANEL
06

50.3023.01.A3.741.227 V =L06 +S1A.R / Q10

Typ: 03
OUTGOING

D009781.02.606-3.AHA

Sheet 76
97 Sh.

CROSS CONNECTION

REFERENCE	POTENTIAL ITEM CR. SECTION	CABLE MATERIAL COLOR	OUTPUT TERMINAL	DESTINATION 1	DESTINATION 2	DESTINATION 3	DESTINATION 4	DESTINATION 5	DESTINATION 6
P02	1 1.5MM2	H07V-K SW	-X9 904	-XPE 1	-X01 B11				
P02	1 1.5MM2	H07V-K SW	-X9 918	-XPE 2	-X01 B12				
Q02	1 1.5MM2	H07V-K SW		-A100 -X10 10	-A100 -X10 40				
Q04	03L+ 1 1.5MM2	H07V-K SW	-X8 808	-F111 12	-F121 12				
Q04	1 1.5MM2	H07V-K SW	-X8 833	-F111 11	-F121 11				
Q05	1 1.5MM2	H07V-K SW		-A100 -X11 10	-A100 -X11 40				
Q05	03L+ 1 1.5MM2	H07V-K SW	-X8 811	-F310 9	-F310 13	-K100 19			
Q05	03L+ 1 1.5MM2	H07V-K SW	-X8 813	-F102 12	-F103 12	-F203 12			
Q05	1 1.5MM2	H07V-K SW	-X8 846	-F102 11	-F103 11	-F203 11			
Q06	1 1.5MM2	H07V-K SW		-A100 -X30 2	-U401 17				
Q06	1 1.5MM2	H07V-K SW		-A100 -X30 3	-U401 18				
Q06	1 1.5MM2	H07V-K SW		-A100 -X30 6	-U401 15				
Q06	1 1.5MM2	H07V-K SW		-A100 -X30 7	-U401 16				
Q06	1 1.5MM2	H07V-K SW		-A100 -X30 32	-U401 19				
Q06	1 1.5MM2	H07V-K SW		-A100 -X30 33	-U401 20				
Q06	1 1.5MM2	H07V-K SW		-A100 -X30 36	-U401 21				
Q06	1 1.5MM2	H07V-K SW		-A100 -X30 37	-U401 22				
Q07	1 1.5MM2	H07V-K SW		-K01E 44	-K02E 44				
Q07	102L+ 1 1.5MM2	H07V-K SW	-X4 402	-K01E 43	-K02E 43	-K201 33			
R01	1 1.5MM2	H07V-K SW		-K01A 22	-K01E 21				

Copyright as per DIN 34 to be observed!

D0097810 2

22.12.2006

NO.	Alteration	Date	Name	Std.		Orig.:	Iss.for	Iss.by:
03	AS BUILT	05.12.2006	AD	Date	06.06.2005	US STEEL KOSICE/SLOVAKIA		
02	Fact.-Rev.	09.11.2005	AD	Drawn	ADAM	50.3023.01		
01	Approval	20.09.2005	AD	Check	GROHMANN	SUBSTATION T80		

AREVA

CROSS CONNECT. LIST
RELAY BOX
PANEL
06

50.3023.01.A3.741.227 V =L06
+S1A.R / Q11
Typ: 03
OUTGOING
D009781.02.606-3.AHA
Sheet 77
97 Sh.

CROSS CONNECTION

REFERENCE	POTENTIAL ITEM CR. SECTION	CABLE MATERIAL COLOR	OUTPUT TERMINAL	DESTINATION 1	DESTINATION 2	DESTINATION 3	DESTINATION 4	DESTINATION 5	DESTINATION 6
R01	1 1.5MM2	H07V-K SW		-K02A 22	-K02E 21				
R01	1 1.5MM2	H07V-K SW	-X4 416	-F102 22	-F103 22	-F111 22	-F121 22	-F203 22	
R01	1 1.5MM2	H07V-K SW	-X4 417	-F102 21	-F103 21	-F111 21	-F121 21	-F203 21	
S01	2 2.5MM2	H07V-K SW	-X5 511	-U401 3	-U401 6	-U401 9			
T01	1 1.5MM2	H07V-K SW		-K451A 21	-K451B 14				
T01	1 1.5MM2	H07V-K SW		-K451A 61	-K451B 34				
T01	1 1.5MM2	H07V-K SW		-K451A 71	-K451B 44				
T01	L1 1 1.5MM2	H07V-K SW	-X6 601	-K451A 14	-K451A 22				
T01	L2 1 1.5MM2	H07V-K SW	-X6 604	-K451A 34	-K451A 62				
T01	L3 1 1.5MM2	H07V-K SW	-X6 607	-K451A 44	-K451A 72				

Copyright as per DIN 34 to be observed!

D0097810 2

22.12.2006

NO.	Alteration	Date	Name
03	AS BUILT	05.12.2006	AD
02	Fact.-Rev.	09.11.2005	AD
01	Approval	20.09.2005	AD

Std.

Date 06.06.2005
Drawn ADAM
Check GROHMANN

US STEEL KOSICE/SLOVAKIA
50.3023.01
SUBSTATION T80

Orig.: iss.for iss.by:

AREVA

CROSS CONNECT. LIST
RELAY BOX
PANEL
06

50.3023.01.A3.741.227 V
=L06
+S1A.R / Q12
Typ: 03
OUTGOING
D009781.02.606-3.AHA
Sheet 78
97 Sh.

CROSS CONNECTION

REFERENCE	POTENTIAL ITEM CR. SECTION	CABLE MATERIAL COLOR	OUTPUT TERMINAL	DESTINATION 1	DESTINATION 2	DESTINATION 3	DESTINATION 4	DESTINATION 5	DESTINATION 6
M01	1 1.5MM2	H07V-K SW		-S01A 13	-S01E 13	-S200 1			
M02	102L+ 1 1.5MM2	H07V-K SW		-F301 -X3 34	-F301 -X3 36	-S200 2	-S200 6		
M02	1 1.5MM2	H07V-K SW		-S02A 13	-S02E 13	-S200 5			
Q05	03L+ 1 1.5MM2	H07V-K SW		-F301 -X3 20	-F301 -X3 22				
Q07	102L+ 1 1.5MM2	H07V-K SW		-S01E 43	-S02E 43				
Q07	1 1.5MM2	H07V-K SW		-S01E 44	-S02E 44				
R01	102L+ 1 1.5MM2	H07V-K SW		-S01A 21	-S02A 21				
R01	1 1.5MM2	H07V-K SW		-S01A 22	-S01E 21				
R01	1 1.5MM2	H07V-K SW		-S02A 22	-S02E 21				
S02	2 2.5MM2	H07V-K SW		-F301 -X1 2	-F301 -X1 4	-F301 -X1 6			

Copyright as per DIN 34 to be observed!

D0097810 2

22.12.2006 HJQ115ND =L06+S1A Q15 ADAM

NO.	Alteration	Date	Name	Std.		Orig.:	Iss.for	Iss.by:
03	AS BUILT	05.12.2006	AD	Date	06.06.2005	US STEEL KOSICE/SLOVAKIA		
02	Fact.-Rev.	09.11.2005	AD	Drawn	ADAM	50.3023.01		
01	Approval	20.09.2005	AD	Check	GROHMANN	SUBSTATION T80		

AREVA

CROSS CONNECT. LIST
RELAY BOX
PANEL
06

50.3023.01.A3.741.227 V

Typ: 03
OUTGOING

D009781.02.606-3.AHA

=L06
+S1A.T / Q15
Sheet 82
97Sh.

TERMINAL DIA. , 64-POLE , CIRCUIT-BREAKER

SOCKET

+S1A.R -X01

CABLE MATERIAL H05V-K 1.0mm2 SW

	A	B	C	D
1	A01 -X1 101 /L01.2 H05V-K 1.0MM2 SW	B01 -X8 822 /Q02.4 H05V-K 1.0MM2 SW	C01 -X1 145 /M01.5 H05V-K 1.0MM2 SW	D01 -X3 325 /Q01.3 H05V-K 1.0MM2 SW
2	A02 -X1 102 /L01.2 H05V-K 1.0MM2 SW	B02 -X8 866 /Q07.2 H05V-K 1.0MM2 SW	C02 -X1 122 /M01.5 H05V-K 1.0MM2 SW	D02 -X8 803 /Q02.5 H05V-K 1.0MM2 SW
3	A03 -X1 136 /M01.6 H05V-K 1.0MM2 SW	B03 -X8 873 /Q07.2 H05V-K 1.0MM2 SW	C03	D03 -X8 823 /Q02.5 H05V-K 1.0MM2 SW
4	A04 -X1 123 /M01.6 H05V-K 1.0MM2 SW	B04 -X8 874 /Q07.2 H05V-K 1.0MM2 SW	C04	D04 -X8 825 /Q02.5 H05V-K 1.0MM2 SW
5	A05 -X1 138 /M01.7 H05V-K 1.0MM2 SW	B05 -X0 5 /D01.3 H05V-K 1.0MM2 SW	C05 -X0 025 /P01.2 H05V-K 1.0MM2 SW	D05 -X9 906 /V01.4 H05V-K 1.0MM2 SW
6	A06 -X1 142 /M01.7 H05V-K 1.0MM2 SW	B06 -X0 7 /D01.3 H05V-K 1.0MM2 SW	C06 -X0 027 /P01.2 H05V-K 1.0MM2 SW	D06 -X9 920 /V01.4 H05V-K 1.0MM2 SW
7	A07 -X8 809 /Q04.3 H05V-K 1.0MM2 SW	B07 -X1 116 /M03.5 H05V-K 1.0MM2 SW	C07	D07 -X8 869 /Q07.4 H05V-K 1.0MM2 SW
8	A08 -X8 834 /Q04.3 H05V-K 1.0MM2 SW	B08 -X1 173 /M03.5 H05V-K 1.0MM2 SW	C08	D08 -X8 877 /Q07.4 H05V-K 1.0MM2 SW
9	A09 -X8 836 /Q04.3 H05V-K 1.0MM2 SW	B09 -X9 901 /V01.2 H05V-K 1.0MM2 SW	C09 -X9 902 /V01.2 H05V-K 1.0MM2 SW	D09 -X9 907 /V01.5 H05V-K 1.0MM2 SW
10	A10 -X4 410 /R01.3 H05V-K 1.0MM2 SW	B10 -X9 915 /V01.2 H05V-K 1.0MM2 SW	C10 -X9 916 /V01.2 H05V-K 1.0MM2 SW	D10 -X9 921 /V01.5 H05V-K 1.0MM2 SW
11	A11 -X4 413 /R01.3 H05V-K 1.0MM2 SW	B11 -X9 904 /V01.4 H05V-K 1.0MM2 SW	C11 -X9 903 /V01.3 H05V-K 1.0MM2 SW	D11 -X9 905 /V01.4 H05V-K 1.0MM2 SW
12	A12 -X3 302 /Q01.2 H05V-K 1.0MM2 SW	B12 -X9 918 /V01.4 H05V-K 1.0MM2 SW	C12 -X9 917 /V01.3 H05V-K 1.0MM2 SW	D12 -X9 919 /V01.4 H05V-K 1.0MM2 SW
13	A13 -X3 321 /Q01.2 H05V-K 1.0MM2 SW	B13 -X8 868 /Q07.3 H05V-K 1.0MM2 SW	C13 -X9 908 /V01.5 H05V-K 1.0MM2 SW	D13 -X0 030 /P01.4 H05V-K 1.0MM2 SW
14	A14 -X3 322 /Q01.2 H05V-K 1.0MM2 SW	B14 -X8 876 /Q07.3 H05V-K 1.0MM2 SW	C14 -X9 922 /V01.5 H05V-K 1.0MM2 SW	D14 -X0 023 /P01.4 H05V-K 1.0MM2 SW
15	A15 -X8 802 /Q02.3 H05V-K 1.0MM2 SW	B15 -X8 867 /Q07.3 H05V-K 1.0MM2 SW	C15 -X3 303 /Q01.3 H05V-K 1.0MM2 SW	D15
16	A16 -X8 821 /Q02.3 H05V-K 1.0MM2 SW	B16 -X8 875 /Q07.3 H05V-K 1.0MM2 SW	C16 -X3 323 /Q01.3 H05V-K 1.0MM2 SW	D16

Subject to technical modifications!
Copyright as per DIN 34 to be observed!

D0097810 2

22.12.2006 HJ0115WD =L06+S1A S01 ADAM

NO.	Alteration	Date	Name	Std.		Orig.:	Iss.for	Iss.by:
03	AS BUILT	05.12.2006	AD	Date	06.06.2005	US STEEL KOSICE/SLOVAKIA		
02	Fact.-Rev.	09.11.2005	AD	Drawn	ADAM	50.3023.01		
01	Approval	20.09.2005	AD	Check	GROHMANN	SUBSTATION T80		

AREVA

PLUG DIAGRAM
CIRCUIT-BREAKER
PANEL
06

50.3023.01.A3.741.227 V

Typ: 03
OUTGOING

D009781.02.606-3.AHA

=L06
+S1A.R / S01
Sheet 79
97 Sh.

ASSEMBLY/INSTRUCT.

CABLE MATERIAL
STANDARD: H07V-K 1.5MM2 BK

-X04

TERM.TYPE
STANDARD:

RÜCK-REF.	LTG (⌀ IN MM2) CABLE	CORE	DESTINAT. DESIG.	SOCKET	POT	NO	DESTINAT. DESIG.	PIN	LTG (⌀ IN MM2) CABLE	CORE	REMARK
/G00.6			-X0	7		A01	+S1B.R -X0	5			
/G00.6			-X0	9	CBF2'	A02	+S1B.R -X0	7	H05V-K 1.0MM2	SW	
/L01.4			-X1	103	121L+	A03	+S1B.R -X1	101			
/L01.4			-X1	104	121L-	A04	+S1B.R -X1	102			
/M02.6			-X1	155		A05	+S1B.R -X1	121			
/M02.7			-X1	158		A06	+S1B.R -X1	122			
/M02.6			-X1	126	102L-	A07	+S1B.R -X1	123			
/M02.7			-X1	162		A08	+S1B.R -X1	124			
/M02.4			-X1	118	102L+	A09	+S1B.R -X1	125			
/M02.4			-X1	152		A10	+S1B.R -X1	126			
/M03.3			-X1	115	102L+	A11	+S1B.R -X1	127			
/M03.3			-X1	171		A12	+S1B.R -X1	130			
/COST.1						A13					
/M03.6			-X1	174		A14	+S1B.R -X1	131			
/M03.7			-X1	175		A15	+S1B.R -X1	132			
/COST.1						A16					
/N01.6			-X0	092	ACR+	B01	+S1B.R -X1	141			
/N01.6			-X0	096	TRANSFER TRIPPING	B02	+S1B.R -X1	142			
/N01.6			-X0	098	I>	B03	+S1B.R -X1	143			
/N01.7			-X0	094	ACR-	B04	+S1B.R -X1	144			
/COST.2						B05					
/COST.2						B06					
/COST.2						B07					
/COST.2						B08					
/COST.2						B09					
/COST.2						B10					
/COST.2						B11					
/COST.2						B12					
/COST.2						B13					
/COST.2						B14					
/COST.2						B15					
/COST.2						B16					
/P02.6			-X1	184	DRAWG.UNIT RELEASE	C01	+S1B.R -X0	030			
/P02.4			-X1	181		C02	+S1B.R -X1	181			
/R01.5			-X4	412		C03	+S1B.R -X4	401			
/R01.5			-X4	414		C04	+S1B.R -X4	402			
/COST.2						C05					
/COST.2						C06					
/COST.2						C07					
/COST.2						C08					

Copyright as per DIN 34 to be observed!

D0097810 2

22.12.2006

NO.	Alteration	Date	Name	Std.		Orig.:	iss.for	iss.by:
03	AS BUILT	05.12.2006	AD	Date	06.06.2005	US STEEL KOSICE/SLOVAKIA		
02	Fact.-Rev.	09.11.2005	AD	Drawn	ADAM	50.3023.01		
01	Approval	20.09.2005	AD	Check	GROHMANN	SUBSTATION T80		

AREVA

PLUG DIAGRAM
NIEDERSPG.-SCHR.A- NIEDERSPG.-SCHR.B
PANEL
06

50.3023.01.A3.741 .227 V
=L06
+S1A.R / S40
Typ: 03
OUTGOING
D009781.02.606-3.AHA
Sheet 80
97 Sh.

ASSEMBLY/INSTRUCT.	CABLE MATERIAL	-X04	TERM.TYPE
	STANDARD: H07V-K 1.5MM2 BK		STANDARD:

RÜCK-REF.	LTG (ø IN MM2) CABLE	CORE	DESTINAT. DESIG.	SOCKET	POT	NO	DESTINAT. DESIG.	PIN	LTG (ø IN MM2) CABLE	CORE	REMARK
/M02.4			-X1	146		C09	+S1B.R -X1	110			
/M02.4			-X1	126	102L-	C10	+S1B.R -X1	111			
/COST.2						C11					
/COST.2						C12					
/COST.2						C13					
/COST.2						C14					
/COST.2						C15					
/COST.2						C16					
/Q01.5			-X3	305	102L+	D01	+S1B.R -X3	301			
/Q01.5			-X3	326		D02	+S1B.R -X3	303			
/Q01.5			-X3	327		D03	+S1B.R -X3	304			
/Q01.5			-X3	328		D04	+S1B.R -X3	305			
/Q01.6			-X3	330		D05	+S1B.R -X3	306			
/Q03.4			-X8	806	03L+	D06	+S1B.R -X8	801			
/Q03.4			-X8	828		D07	+S1B.R -X8	805			
/Q03.4			-X8	829		D08	+S1B.R -X8	806			
/Q03.5			-X8	830		D09	+S1B.R -X8	807			
/Q03.5			-X8	832		D10	+S1B.R -X8	808			
/COST.3						D11					
/Q05.6			-X8	842		D12	+S1B.R -X8	809			
/Q05.6			-X8	843	FAULT	D13	+S1B.R -X8	810			
/COST.3						D14					
/Q04.4			-X8	835		D15	+S1B.R -X8	811			
/COST.3						D16					

Copyright as per DIN 34 to be observed!

D0978102

22.12.2006

NO.	Alteration	Date	Name	Std.		Orig.:	Iss.for	Iss.by:
03	AS BUILT	05.12.2006	AD	Date	06.06.2005	US STEEL KOSICE/SLOVAKIA		
02	Fact.-Rev.	09.11.2005	AD	Drawn	ADAM	50.3023.01		
01	Approval	20.09.2005	AD	Check	GROHMANN	SUBSTATION T80		

AREVA

PLUG DIAGRAM
NIEDERSPG.-SCHR.A- NIEDERSPG.-SCHR.B
PANEL 06

50.3023.01.A3.741.227 V

Typ: 03
OUTGOING

D009781.02.606-3.AHA

=L06
+S1A.R / S41
Sheet 81
97Sh.

NO	CABLE	WIRES USED	SHEET\STATE	CABLE-TYPE	SECTION	CORES	-ROUTE

CIRCUIT DIAGRAM

INSTALLATION

-X0

CABLE MATERIAL			⌀	COLOR
STANDARD:		H07V-K 1.5MM2		SW
POS.:	0	H05V-K 1.0MM2		SW
	2	H07V-K 2.5MM2		SW

TERM.TYPE: STANDARD: UK5N

RÜCK-REF.	NO 1	2	3	4	5	6	7	8	9	10	11	12	CORES/LINE	DESTINAT. DESIG. EXTERNAL			POT	NO	DESTINAT. DESIG. INTERN		CORES/LINE	REMARK
/G00.6														+S1A.R -X04		A01		5	-X9	902		
/G00.6																		6				
/G00.6													0	+S1A.R -X04		A02	CBF2'	7	-X9	915	0	
/G00.6																	CBF2'	8				
/P02.1													2	=L07	+S1B.R -X0	022	224L+	021				
/P02.7													2	=L05	+S1B.R -X0	021	224L+	022				
/P02.1													2	=L07	+S1B.R -X0	024	224L-	023	-X02	D14	0	
/P02.7													2	=L05	+S1B.R -X0	023	224L-	024	-K200	A2	0	
/P02.1													2	=L07	+S1B.R -X0	028		025	-X02	C05	0	
/P02.3																		026	+S2B -S7	22	0	
/P02.2																	BUSBAR ES.RELEASE	027	-X02	C06	0	
/P02.7													2	=L05	+S1B.R -X0	025	BUSBAR ES.RELEASE	028	+S2B -S7	21		
/P02.1													2	=L07	+S1B.R -X0	030	DRAWG.UNIT RELEASE	029				
/P02.7													2	=L05	+S1B.R -X0	029	DRAWG.UNIT RELEASE	030	+S1A.R -X04	C01		

Copyright as per DIN 34 to be observed!

D0978102

22.12.2006

NO.	Alteration	Date	Name	Std.		Orig.:	Iss.for	Iss.by:
03	AS BUILT	05.12.2006	AD	Date	06.06.2005	US STEEL KOSICE/SLOVAKIA		
02	Fact.-Rev.	09.11.2005	AD	Drawn	ADAM	50.3023.01		
01	Approval	20.09.2005	AD	Check	GROHMANN	SUBSTATION T80		

AREVA

TERMINAL DIAGRAM

PANEL 06

50.3023.01.A3.741.227 V

=L06 +S1B.R / K01

Typ: 03 OUTGOING

D009781.02.606-3.AHA

Sheet 83 97Sh.

NO.	CABLE	WIRES USED	SHEET\STATE	CABLE-TYPE	SECTION	CORES	-ROUTE

CIRCUIT DIAGRAM

INSTALLATION

-X1

CABLE MATERIAL			Ø	COLOR
STANDARD:		H07V-K	1.5MM2	SW
POS.:	0	H05V-K	1.0MM2	SW

TERM.TYPE

STANDARD: UK5N

RÜCK-REF.	NO 1	2	3	4	5	6	7	8	9	10	11	12	CORES/LINE	DESTINAT. DESIG. EXTERNAL	
/L01.6														+S1A.R -X04	A03
/L01.6														+S1A.R -X04	A04
/M02.4														+S1A.R -X04	C09
/M02.4														+S1A.R -X04	C10
/M02.6														+S1A.R -X04	A05
/M02.7														+S1A.R -X04	A06
/M02.6														+S1A.R -X04	A07
/M02.7														+S1A.R -X04	A08
/M02.4														+S1A.R -X04	A09
/M02.4														+S1A.R -X04	A10
/M03.3														+S1A.R -X04	A11
/M03.6															
/M03.7															
/M03.3														+S1A.R -X04	A12
/M03.6														+S1A.R -X04	A14
/M03.7														+S1A.R -X04	A15
/N01.6														+S1A.R -X04	B01
/N01.6														+S1A.R -X04	B02
/N01.6														+S1A.R -X04	B03
/N01.7														+S1A.R -X04	B04
/P02.4														+S1A.R -X04	C02

POT	NO
121L+	101
121L-	102
	110
102L-	111
	121
	122
102L-	123
	124
102L+	125
	126
102L+	127
102L+	128
102L+	129
	130
	131
	132
ACR+	141
TRANSFER TRIPPING	142
I>	143
ACR-	144
	181

DESTINAT. DESIG. INTERN		CORES/LINE	REMARK
-X02	A01	0	
-X02	A02	0	
-X02	C01	0	
-X02	C02	0	
-X02	A03	0	
-X02	A05	0	
-X02	A04	0	
-X02	A06	0	
-F310	7		
-F310	8		
-X02	B11	0	
-X02	B07	0	
+S2B -S7	12		
-X02	B12	0	
-X02	B08	0	
+S2B -S7	11		
-F310	1		
-F310	6		
-F310	4		
-F310	2		
-X02	D13		

Copyright as per DIN 34 to be observed!

D009781 02

22.12.2006

NO.							
03	AS BUILT	05.12.2006	AD	Date	06.06.2005	US STEEL KOSICE/SLOVAKIA	
02	Fact.-Rev.	09.11.2005	AD	Drawn	ADAM	50.3023.01	
01	Approval	20.09.2005	AD	Check	GROHMANN	SUBSTATION T80	
NO.	Alteration	Date	Name	Std.		Orig.:	iss.for

AREVA

iss.by:

TERMINAL DIAGRAM

PANEL 06

50.3023.01.A3.741.227 V

=L06 +S1B.R / K10

Typ: 03 OUTGOING

D009781.02.606-3.AHA

Sheet 84 97Sh.

No	CABLE	WIRES USED SHEET\STATE	CABLE-TYPE SECTION	CORES	-ROUTE

CIRCUIT DIAGRAM ·

INSTALLATION

-X3

CABLE MATERIAL			Ø	COLOR
STANDARD:	H07V-K	1.5MM2		SW
POS.: 0	H05V-K	1.0MM2		SW

TERM.TYPE: STANDARD: UK5N

RÜCK-REF.	NO 1	2	3	4	5	6	7	8	9	10	11	12	CORES/LINE	DESTINAT. DESIG. EXTERNAL		POT	NO	DESTINAT. DESIG. INTERN		CORES/LINE	REMARK
/Q01.5														+S1A.R -X04	D01	102L+	301	-X02	A12	0	
/Q01.6																102L+	302	-X02	C15	0	
/Q01.5														+S1A.R -X04	D02		303	-X02	A13	0	
/Q01.5														+S1A.R -X04	D03		304	-X02	A14	0	
/Q01.5														+S1A.R -X04	D04		305	-X02	C16	0	
/Q01.6														+S1A.R -X04	D05		306	-X02	D01	0	

D0978102 Copyright as per DIN 34 to be observed!

22.12.2006

NO.	Alteration	Date	Name	Std.		Orig.:	iss.for	iss.by:
03	AS BUILT	05.12.2006	AD	Date	06.06.2005	US STEEL KOSICE/SLOVAKIA		
02	Fact.-Rev.	09.11.2005	AD	Drawn	ADAM	50.3023.01		
01	Approval	20.09.2005	AD	Check	GROHMANN	SUBSTATION T80		

AREVA

TERMINAL DIAGRAM

PANEL 06

50.3023.01.A3.741.227 V

=L06 +S1B.R / K30

Typ: 03 OUTGOING

D009781.02.606-3.AHA

Sheet 85 97Sh.

NO	CABLE	WIRES USED SHEET\STATE	CABLE-TYPE SECTION	CORES	-ROUTE

CIRCUIT DIAGRAM

INSTALLATION

-X4

CABLE MATERIAL				⌀	COLOR
STANDARD:		H07V-K	1.5MM2		SW
POS.:	0	H05V-K	1.0MM2		SW

TERM.TYPE: STANDARD: UK5N

RÜCK-REF.	NO 1	2	3	4	5	6	7	8	9	10	11	12	CORES/LINE	DESTINAT. DESIG. EXTERNAL	POT NO	DESTINAT. DESIG. INTERN	CORES/LINE	REMARK
/R01.5														+S1A.R -X04 C03	401	-X02 A10	0	
/R01.5														+S1A.R -X04 C04	402	-X02 A11	0	

D0097810 2 Copyright as per DIN 34 to be observed!

22.12.2006

NO.	Alteration	Date	Name	Std.		Orig.:	iss.far	iss.by:
03	AS BUILT	05.12.2006	AD	Date	06.06.2005	US STEEL KOSICE/SLOVAKIA		
02	Fact.-Rev.	09.11.2005	AD	Drawn	ADAM	50.3023.01		
01	Approval	20.09.2005	AD	Check	GROHMANN	SUBSTATION T80		

AREVA

TERMINAL DIAGRAM

PANEL 06

50.3023.01.A3.741.227 V

=L06 +S1B.R / K40

Typ: 03 OUTGOING

D009781.02.606-3.AHA

Sheet 86 97Sh.

NO	CABLE	WIRES USED	SHEET\STATE	CABLE-TYPE	SECTION	CORES	-ROUTE

CIRCUIT DIAGRAM

INSTALLATION

-X8

CABLE MATERIAL			⌀	COLOR
STANDARD:	H07V-K	1.5MM2	SW	
POS.: 0	H05V-K	1.0MM2	SW	

TERM.TYPE

STANDARD: MTK-P/P

RÜCK-REF.	NO 1	2	3	4	5	6	7	8	9	10	11	12	CORES/ LINE	DESTINAT. DESIG. EXTERNAL	
/Q03.4														+S1A.R -X04	D06
/Q03.5															
/Q05.6															
/Q04.4															
/Q03.4														+S1A.R -X04	D07
/Q03.4														+S1A.R -X04	D08
/Q03.5														+S1A.R -X04	D09
/Q03.5														+S1A.R -X04	D10
/Q05.6														+S1A.R -X04	D12
/Q05.6														+S1A.R -X04	D13
/Q04.4														+S1A.R -X04	D15
/Q04.4															
/Q08.2															
/Q08.3															
/Q08.3															
/Q08.4															
/Q08.2															
/Q08.2															
/Q08.3															
/Q08.3															
/Q08.4															

POT		NO
03L+		801
03L+		802
03L+		803
03L+		804
		805
		806
		807
		808
		809
FAULT		810
		811
		812
		813
		814
		815
		816
		817
		818
		819
		820
		821

DESTINAT. DESIG. INTERN			CORES/ LINE	REMARK
-X02	A15		0	
-X02	D02		0	
-F310	9	Q		
-X02	A07		0	
-X02	A16		0	
-X02	B01		0	
-X02	D03		0	
-X02	D04		0	
-F310	10			
-F310	14			
-X02	A08		0	
-X02	A09		0	
-X02	B02		0	
-X02	B15		0	
-X02	B13		0	
-X02	D07		0	
-X02	B03		0	
-X02	B04		0	
-X02	B16		0	
-X02	B14		0	
-X02	D08		0	

Copyright as per DIN 34 to be observed!

D0097810 2

22.12.2006

NO.	Alteration	Date	Name	Std.		Orig.:	Iss.for	Iss.by:
03	AS BUILT	05.12.2006	AD	Date	06.06.2005	US STEEL KOSICE/SLOVAKIA		
02	Fact.-Rev.	09.11.2005	AD	Drawn	ADAM	50.3023.01		
01	Approval	20.09.2005	AD	Check	GROHMANN	SUBSTATION T80		

AREVA

TERMINAL DIAGRAM

PANEL 06

50.3023.01.A3.741.227 V =L06 +S1B.-R / K80

Typ: 03 OUTGOING

D009781.02.606-3.AHA

Sheet 87 97 Sh.

NU	CABLE	WIRES USED	SHEET\STATE	CABLE-TYPE	SECTION	CORES	-ROUTE

CIRCUIT DIAGRAM

INSTALLATION

-X9

CABLE MATERIAL			⌀	COLOR
STANDARD:	H07V-K	1.5MM2		SW
POS.: 0	H05V-K	1.0MM2		SW

TERM.TYPE

STANDARD: UK5N

RÜCK-REF.	NO 1	2	3	4	5	6	7	8	9	10	11	12	CORES/LINE	DESTINAT. DESIG. EXTERNAL		POT	NO	DESTINAT. DESIG. INTERN			CORES/LINE	REMARK
/V02.2																	901	-X02	B09		0	
/G00.6														-X0	5		902	-X02	C09			
/V02.3																	903	-X02	C11		0	
/V02.4																	904					
/G00.6														-X9	912		905	-X02	D11			
/P01.4													0	+S1A.R -X0	030	DRAWG.UNIT RELEASE	906	-X02	D05	Q	0	
/V02.5																	907	-X02	D09		0	
/P01.4													0	+S1A.R -XPE	3		908	-X02	C13	Q	0	
/V02.6																	909					
/V02.6																	910					
/V02.2																	911	-X02	B10		0	
/G00.6														-X9	905		912	-X02	C10			
/V02.3																	913	-X02	C12		0	
/V02.4																	914					
/G00.6													0	-X0	7	CBF2'	915	-X02	D12			
/P01.4													0	-X9	918		916	-X02	D06			
/V02.5																	917	-X02	D10		0	
/P01.4													0	-X9	916		918	-X02	C14		0	
/V02.6																	919					
/V02.6																	920					

D0978102 Copyright as per DIN 34 to be observed!

22.12.2006

NO.	Alteration	Date	Name	Std.		Orig.:	iss.for	iss.by:
03	AS BUILT	05.12.2006	AD	Date	06.06.2005	US STEEL KOSICE/SLOVAKIA		
02	Fact.-Rev.	09.11.2005	AD	Drawn	ADAM	50.3023.01		
01	Approval	20.09.2005	AD	Check	GROHMANN	SUBSTATION T80		

AREVA

TERMINAL DIAGRAM

PANEL 06

50.3023.01.A3.741.227 V | =L06 +S1B.R / K90

Typ: 03 OUTGOING

D009781.02.606-3.AHA

Sheet 88 97Sh.

CROSS CONNECTION

REFERENCE	POTENTIAL / ITEM / CR. SECTION / CABLE MATERIAL / COLOR	OUTPUT TERMINAL	DESTINATION 1	DESTINATION 2	DESTINATION 3	DESTINATION 4	DESTINATION 5	DESTINATION 6
Q05	03L+ / 1 / 1.5MM2 / H07V-K / SW	-X8 803	-F310 9	-F310 13				

Copyright as per DIN 34 to be observed!

D0097810 2

22.12.2006

NO.	Alteration	Date	Name	Std.
03	AS BUILT	05.12.2006	AD	
02	Fact.-Rev.	09.11.2005	AD	
01	Approval	20.09.2005	AD	

Date	06.06.2005	US STEEL KOSICE/SLOVAKIA	
Drawn	ADAM	50.3023.01	
Check	GROHMANN	SUBSTATION T80	
Orig.:		Iss.for	Iss.by:

AREVA

CROSS CONNECT. LIST	50.3023.01.A3.741.227	V	=L06
RELAY BOX			+S1B.R / Q10
PANEL	Typ: 03		Sheet 89
06	OUTGOING	D009781.02.606-3.AHA	975h.

TERMINAL DIA. , 64-POLE , CIRCUIT-BREAKER

SOCKET

+S1B.R -X02

CABLE MATERIAL H05V-K 1.0mm2 SW

	A	B	C	D
1	A01 -X1 101 /L01.6 H05V-K 1.0MM2 SW	B01 -X8 806 /Q03.4 H05V-K 1.0MM2 SW	C01 -X1 110 /M02.4 H05V-K 1.0MM2 SW	D01 -X3 306 /Q01.6 H05V-K 1.0MM2 SW
2	A02 -X1 102 /L01.6 H05V-K 1.0MM2 SW	B02 -X8 813 /Q08.2 H05V-K 1.0MM2 SW	C02 -X1 111 /M02.4 H05V-K 1.0MM2 SW	D02 -X8 802 /Q03.5 H05V-K 1.0MM2 SW
3	A03 -X1 121 /M02.6 H05V-K 1.0MM2 SW	B03 -X8 817 /Q08.2 H05V-K 1.0MM2 SW	C03	D03 -X8 807 /Q03.5 H05V-K 1.0MM2 SW
4	A04 -X1 123 /M02.6 H05V-K 1.0MM2 SW	B04 -X8 818 /Q08.2 H05V-K 1.0MM2 SW	C04	D04 -X8 808 /Q03.5 H05V-K 1.0MM2 SW
5	A05 -X1 122 /M02.7 H05V-K 1.0MM2 SW	B05 -X0 5 /D01.3 H05V-K 1.0MM2 SW	C05 -X0 025 /P02.2 H05V-K 1.0MM2 SW	D05 -X9 906 /V02.4 H05V-K 1.0MM2 SW
6	A06 -X1 124 /M02.7 H05V-K 1.0MM2 SW	B06 -X0 7 /D01.3 H05V-K 1.0MM2 SW	C06 -X0 027 /P02.2 H05V-K 1.0MM2 SW	D06 -X9 916 /V02.4 H05V-K 1.0MM2 SW
7	A07 -X8 804 /Q04.4 H05V-K 1.0MM2 SW	B07 -X1 128 /M03.6 H05V-K 1.0MM2 SW	C07	D07 -X8 816 /Q08.4 H05V-K 1.0MM2 SW
8	A08 -X8 811 /Q04.4 H05V-K 1.0MM2 SW	B08 -X1 131 /M03.6 H05V-K 1.0MM2 SW	C08	D08 -X8 821 /Q08.4 H05V-K 1.0MM2 SW
9	A09 -X8 812 /Q04.4 H05V-K 1.0MM2 SW	B09 -X9 901 /V02.2 H05V-K 1.0MM2 SW	C09 -X9 902 /V02.2 H05V-K 1.0MM2 SW	D09 -X9 907 /V02.5 H05V-K 1.0MM2 SW
10	A10 -X4 401 /R01.5 H05V-K 1.0MM2 SW	B10 -X9 911 /V02.2 H05V-K 1.0MM2 SW	C10 -X9 912 /V02.2 H05V-K 1.0MM2 SW	D10 -X9 917 /V02.5 H05V-K 1.0MM2 SW
11	A11 -X4 402 /R01.5 H05V-K 1.0MM2 SW	B11 -X1 127 /M03.3 H05V-K 1.0MM2 SW	C11 -X9 903 /V02.3 H05V-K 1.0MM2 SW	D11 -X9 905 /V02.4 H05V-K 1.0MM2 SW
12	A12 -X3 301 /Q01.5 H05V-K 1.0MM2 SW	B12 -X1 130 /M03.3 H05V-K 1.0MM2 SW	C12 -X9 913 /V02.3 H05V-K 1.0MM2 SW	D12 -X9 915 /V02.4 H05V-K 1.0MM2 SW
13	A13 -X3 303 /Q01.5 H05V-K 1.0MM2 SW	B13 -X8 815 /Q08.3 H05V-K 1.0MM2 SW	C13 -X9 908 /V02.5 H05V-K 1.0MM2 SW	D13 -X1 181 /P02.4 H05V-K 1.0MM2 SW
14	A14 -X3 304 /Q01.5 H05V-K 1.0MM2 SW	B14 -X8 820 /Q08.3 H05V-K 1.0MM2 SW	C14 -X9 918 /V02.5 H05V-K 1.0MM2 SW	D14 -X0 023 /P02.4 H05V-K 1.0MM2 SW
15	A15 -X8 801 /Q03.4 H05V-K 1.0MM2 SW	B15 -X8 814 /Q08.3 H05V-K 1.0MM2 SW	C15 -X3 302 /Q01.6 H05V-K 1.0MM2 SW	D15
16	A16 -X8 805 /Q03.4 H05V-K 1.0MM2 SW	B16 -X8 819 /Q08.3 H05V-K 1.0MM2 SW	C16 -X3 305 /Q01.5 H05V-K 1.0MM2 SW	D16

Subject to technical modifications!
Copyright as per DIN 34 to be observed!

D0097810 2

22.12.2006 HJ0115ND =L06+S1B -S01 ADAM

NO.	Alteration	Date	Name	Std.		Orig.:	iss.for	iss.by:
03	AS BUILT	05.12.2006	AD	Date	06.06.2005	US STEEL KOSICE/SLOVAKIA		
02	Fact.-Rev.	09.11.2005	AD	Drawn	ADAM	50.3023.01		
01	Approval	20.09.2005	AD	Check	GROHMANN	SUBSTATION T80		

AREVA

PLUG DIAGRAM
CIRCUIT-BREAKER
PANEL
06

50.3023.01.A3.741 .227 V

Typ: 03
OUTGOING

=L06
+S1B.R / S01

D009781.02.606-3.AHA

Sheet 90
97Sh.

CROSS CONNECTION

REFERENCE	POTENTIAL ITEM CR. SECTION	CABLE MATERIAL COLOR	OUTPUT TERMINAL	DESTINATION 1	DESTINATION 2	DESTINATION 3	DESTINATION 4	DESTINATION 5	DESTINATION 6
Q01	102L+ 1 1.5MM2	H07V-K SW		-Q8 -S1 11	-Q8 -S1 23				
Q02	03L+ 1 1.5MM2	H07V-K SW		-Q8 -S1 31	-Q8 -S1 43				

Copyright as per DIN 34 to be observed!

D0097810 2

22.12.2006 HJ0115MD =L06+S2A Q20 ADAM

NO.	Alteration	Date	Name	Std.		Orig.:	Iss.for	Iss.by:
03	AS BUILT	05.12.2006	AD	Date	06.06.2005	US STEEL KOSICE/SLOVAKIA		
02	Fact.-Rev.	09.11.2005	AD	Drawn	ADAM	50.3023.01		
01	Approval	20.09.2005	AD	Check	GROHMANN	SUBSTATION T80		

AREVA

CROSS CONNECT. LIST
PANEL
PANEL
06

50.3023.01.A3.741 .227 V =L06 +S2A / Q20

Typ: 03 OUTGOING

D009781.02.606-3.AHA

Sheet 91 97Sh.

CROSS CONNECTION

REFERENCE	POTENTIAL ITEM CR. SECTION	CABLE MATERIAL COLOR	OUTPUT TERMINAL	DESTINATION 1	DESTINATION 2	DESTINATION 3	DESTINATION 4	DESTINATION 5	DESTINATION 6
D01	0 1.0MM2	H05V-K SW		-X01 B05	-S1 -Q01 71				
D01	0 1.0MM2	H05V-K SW		-X01 B06	-S1 -Q01 72				
L01	111L+ 0 1.0MM2	H05V-K SW		-X01 A01	-S22 -Q01 11				
L01	111L- 0 1.0MM2	H05V-K SW		-X01 A02	-S23 -Q01 12				
M01	0 1.0MM2	H05V-K SW		-F2 -Q01 C1	-S1 -Q01 222				
M01	0 1.0MM2	H05V-K SW		-F2 -Q01 C2	-S43 -Q01 11				
M01	0 1.0MM2	H05V-K SW		-S1 -Q01 221	-S21 -Q01 14				
M01	0 1.0MM2	H05V-K SW		-S21 -Q01 13	-S6 -Q01 12				
M01	0 1.0MM2	H05V-K SW		-X01 A03	-S1 -Q01 213				
M01	102L- 0 1.0MM2	H05V-K SW		-X01 A04	-F11 -Q01 C2				
M01	0 1.0MM2	H05V-K SW		-X01 A05	-S6 -Q01 11				
M01	0 1.0MM2	H05V-K SW		-X01 A06	-S43 -Q01 12				
M03	102L+ 0 1.0MM2	H05V-K SW		-X01 B07	-S1 -Q01 83				
M03	0 1.0MM2	H05V-K SW		-X01 B08	-S1 -Q01 84				
P01	0 1.0MM2	H05V-K SW		-S1 -Q1 32	-S61 14				
P01	0 1.0MM2	H05V-K SW		-X01 C05	-S1 -Q1 31				
P01	BUSBAR ES.RELEASE 0 1.0MM2	H05V-K SW		-X01 C06	-S61 11				
P01	DRAWG.UNIT RELEASE 0 1.0MM2	H05V-K SW		-X01 D13	-Y1 E1				
P01	214L- 0 1.0MM2	H05V-K SW		-X01 D14	-Y1 E2				
Q01	102L+ 0 1.0MM2	H05V-K SW		-X01 A12	-S1 -Q01 11	-S1 -Q01 23			

Copyright as per DIN 34 to be observed!

D0097810 2

22.12.2006 HJ0115ND =L06+S3A Q30 ADAM

NO.	Alteration	Date	Name	Std.		Orig.:	Iss.for	Iss.by:
03	AS BUILT	05.12.2006	AD	Date	06.06.2005	US STEEL KOSICE/SLOVAKIA		
02	Fact.-Rev.	09.11.2005	AD	Drawn	ADAM	50.3023.01		
01	Approval	20.09.2005	AD	Check	GROHMANN	SUBSTATION T80		

AREVA

CROSS CONNECT. LIST
SWITCHING TRUCK
PANEL
06

50.3023.01.A3.741.227 V =L06 +S3A / Q30

Typ: 03 OUTGOING

D009781.02.606-3.AHA

Sheet 92 97Sh.

CROSS CONNECTION

REFERENCE	POTENTIAL ITEM CR. SECTION	CABLE MATERIAL COLOR	OUTPUT TERMINAL	DESTINATION 1	DESTINATION 2	DESTINATION 3	DESTINATION 4	DESTINATION 5	DESTINATION 6
Q01	0 1.0MM2	H05V-K SW		-X01 A13	-S1 -Q01 12				
Q01	0 1.0MM2	H05V-K SW		-X01 A14	-S1 -Q01 24				
Q01	102L+ 0 1.0MM2	H05V-K SW		-X01 C15	-S1 -Q1 11	-S1 -Q1 13			
Q01	0 1.0MM2	H05V-K SW		-X01 C16	-S1 -Q1 12				
Q01	0 1.0MM2	H05V-K SW		-X01 D01	-S1 -Q1 14				
Q02	03L+ 0 1.0MM2	H05V-K SW		-X01 A15	-S1 -Q01 31	-S1 -Q01 43			
Q02	0 1.0MM2	H05V-K SW		-X01 A16	-S1 -Q01 32				
Q02	0 1.0MM2	H05V-K SW		-X01 B01	-S1 -Q01 44				
Q02	03L+ 0 1.0MM2	H05V-K SW		-X01 D02	-S1 -Q1 21	-S1 -Q1 23			
Q02	0 1.0MM2	H05V-K SW		-X01 D03	-S1 -Q1 22				
Q02	0 1.0MM2	H05V-K SW		-X01 D04	-S1 -Q1 24				
Q04	03L+ 0 1.0MM2	H05V-K SW		-X01 A07	-S24 -Q01 11				
Q04	0 1.0MM2	H05V-K SW		-X01 A08	-S24 -Q01 12				
Q04	0 1.0MM2	H05V-K SW		-X01 A09	-S24 -Q01 14				
Q07	0 1.0MM2	H05V-K SW		-X01 B02	-S1 -Q01 51	-S1 -Q01 63			
Q07	0 1.0MM2	H05V-K SW		-X01 B03	-S1 -Q01 52				
Q07	0 1.0MM2	H05V-K SW		-X01 B04	-S1 -Q01 64				
Q07	0 1.0MM2	H05V-K SW		-X01 B13	-S42 -Q01 11				
Q07	0 1.0MM2	H05V-K SW		-X01 B14	-S42 -Q01 14				
Q07	0 1.0MM2	H05V-K SW		-X01 B15	-S25 -Q01 11				

Copyright as per DIN 34 to be observed!

D0097810 2

22.12.2006 HJ0115ND =L06+S3A Q31 ADAM

NO.	Alteration	Date	Name	Std.
03	AS BUILT	05.12.2006	AD	
02	Fact.-Rev.	09.11.2005	AD	
01	Approval	20.09.2005	AD	

Date 06.06.2005
Drawn ADAM
Check GROHMANN
Orig.: Iss.for Iss.by:

US STEEL KOSICE/SLOVAKIA
50.3023.01
SUBSTATION T80

AREVA

CROSS CONNECT. LIST
SWITCHING TRUCK
PANEL
06

50.3023.01.A3.741.227 V =L06 +S3A / Q31
Typ: 03 OUTGOING
D009781.02.606-3.AHA
Sheet 93 97Sh.

CROSS CONNECTION

REFERENCE	POTENTIAL ITEM GR. SECTION	CABLE MATERIAL COLOR	OUTPUT TERMINAL	DESTINATION 1	DESTINATION 2	DESTINATION 3	DESTINATION 4	DESTINATION 5	DESTINATION 6
Q07	0 1.0MM2	H05V-K SW		-X01 B16	-S25 -Q01 14				
Q07	0 1.0MM2	H05V-K SW		-X01 D07	-S1 -Q1 33				
Q07	0 1.0MM2	H05V-K SW		-X01 D08	-S1 -Q1 34				
R01	0 1.0MM2	H05V-K SW		-X01 A10	-S41 -Q01 11				
R01	0 1.0MM2	H05V-K SW		-X01 A11	-S1 -Q01 230				
V01	0 1.0MM2	H05V-K SW		-S1 -Q1 42	-S62 14				
V01	0 1.0MM2	H05V-K SW		-X01 B09	-S1 -Q01 91				
V01	0 1.0MM2	H05V-K SW		-X01 B10	-S1 -Q01 92				
V01	0 1.0MM2	H05V-K SW		-X01 B11	-S1 -Q1 41				
V01	0 1.0MM2	H05V-K SW		-X01 B12	-S62 11				
V01	0 1.0MM2	H05V-K SW		-X01 C09	-S1 -Q01 103				
V01	0 1.0MM2	H05V-K SW		-X01 C10	-S1 -Q01 104				
V01	0 1.0MM2	H05V-K SW		-X01 C11	-S1 -Q01 111				
V01	0 1.0MM2	H05V-K SW		-X01 C12	-S1 -Q01 112				
V01	0 1.0MM2	H05V-K SW		-X01 C13	-S63 14				
V01	0 1.0MM2	H05V-K SW		-X01 C14	-S63 11				
V01	0 1.0MM2	H05V-K SW		-X01 D05	-S1 -Q1 51				
V01	0 1.0MM2	H05V-K SW		-X01 D06	-S1 -Q1 52				
V01	0 1.0MM2	H05V-K SW		-X01 D09	-S1 -Q1 61				
V01	0 1.0MM2	H05V-K SW		-X01 D10	-S1 -Q1 62				

Copyright as per DIN 34 to be observed!

D0978102

22.12.2006 HJ0115ND L06+S3A Q32 ADAM

03	AS BUILT	05.12.2006	AD	Date	06.06.2005	US STEEL KOSICE/SLOVAKIA	AREVA	CROSS CONNECT. LIST	50.3023.01.A3.741.227 V =L06
02	Fact.-Rev.	09.11.2005	AD	Drawn	ADAM	50.3023.01		SWITCHING TRUCK	+S3A / Q32
01	Approval	20.09.2005	AD	Check	GROHMANN	SUBSTATION T80		PANEL	Typ: 03 OUTGOING D009781.02.606-3.AHA Sheet 94
NO.	Alteration	Date	Name	Std.		Orig.:	Iss.for	Iss.by:	06 97Sh.

CROSS CONNECTION

REFERENCE	POTENTIAL ITEM CR. SECTION	CABLE MATERIAL COLOR	OUTPUT TERMINAL	DESTINATION 1	DESTINATION 2	DESTINATION 3	DESTINATION 4	DESTINATION 5	DESTINATION 6
V01	0 1.0MM2	H05V-K SW		-X01 D11	-S1 -Q1 43				
V01	0 1.0MM2	H05V-K SW		-X01 D12	-S1 -Q1 44				

Copyright as per DIN 34 to be observed!

D0978102

22.12.2006 HJ0115MD =L06+S3A Q33 ADAM

03	AS BUILT	05.12.2006	AD	Date	06.06.2005	US STEEL KOSICE/SLOVAKIA	AREVA	CROSS CONNECT. LIST	50.3023.01.A3.741.227	V =L06
02	Fact.-Rev.	09.11.2005	AD	Drawn	ADAM	50.3023.01		SWITCHING TRUCK		+S3A / Q33
01	Approval	20.09.2005	AD	Check	GROHMANN	SUBSTATION T80		PANEL	Typ: 03 OUTGOING	D009781.02.606-3.AHA Sheet 95
NO.	Alteration	Date	Name	Std.		Orig.:	iss.for	iss.by:	06	97Sh.

TERMINAL DIA., 64 POLIG, CIRCUIT-BREAKER

PIN

+S3A -X01

CABLE MATERIAL H05V-K 1.0mm2 SW

	A			B			C			D		
1	A01	-Q01 -S22 11 /L01.2		B01	-Q01 -S1 44 /Q02.4		C01	-Q01 -S1 243 /M01.5		D01	-Q1 -S1 14 /Q01.3	
2	A02	-Q01 -S23 12 /L01.2		B02	-Q01 -S1 51 Q /Q07.2		C02	-Q01 -F12 C2 /M01.5		D02	-Q1 -S1 21 Q /Q02.5	
3	A03	-Q01 -S1 213 /M01.6		B03	-Q01 -S1 52 /Q07.2		C03			D03	-Q1 -S1 22 /Q02.5	
4	A04	-Q01 -F11 C2 /M01.6		B04	-Q01 -S1 64 /Q07.2		C04			D04	-Q1 -S1 24 /Q02.5	
5	A05	-Q01 -S6 11 /M01.7		B05	-Q01 -S1 71 /D01.3		C05	-Q1 -S1 31 /P01.2		D05	-Q1 -S1 51 /V01.4	
6	A06	-Q01 -S43 12 /M01.7		B06	-Q01 -S1 72 /D01.3		C06	-S61 11 /P01.2		D06	-Q1 -S1 52 /V01.4	
7	A07	-Q01 -S24 11 /Q04.3		B07	-Q01 -S1 83 /M03.5		C07			D07	-Q1 -S1 33 /Q07.4	
8	A08	-Q01 -S24 12 /Q04.3		B08	-Q01 -S1 84 /M03.5		C08			D08	-Q1 -S1 34 /Q07.4	
9	A09	-Q01 -S24 14 /Q04.3		B09	-Q01 -S1 91 /V01.2		C09	-Q01 -S1 103 /V01.2		D09	-Q1 -S1 61 /V01.5	
10	A10	-Q01 -S41 11 /R01.3		B10	-Q01 -S1 92 /V01.2		C10	-Q01 -S1 104 /V01.2		D10	-Q1 -S1 62 /V01.5	
11	A11	-Q01 -S1 230 /R01.3		B11	-Q1 -S1 41 /V01.4		C11	-Q01 -S1 111 /V01.3		D11	-Q1 -S1 43 /V01.4	
12	A12	-Q01 -S1 11 Q /Q01.2		B12	-S62 11 /V01.4		C12	-Q01 -S1 112 /V01.3		D12	-Q1 -S1 44 /V01.4	
13	A13	-Q01 -S1 12 /Q01.2		B13	-Q01 -S42 11 /Q07.3		C13	-S63 14 /V01.5		D13	-Y1 E1 /P01.4	
14	A14	-Q01 -S1 24 /Q01.2		B14	-Q01 -S42 14 /Q07.3		C14	-S63 11 /V01.5		D14	-Y1 E2 /P01.4	
15	A15	-Q01 -S1 31 Q /Q02.3		B15	-Q01 -S25 11 /Q07.3		C15	-Q1 -S1 11 Q /Q01.3		D15		
16	A16	-Q01 -S1 32 /Q02.3		B16	-Q01 -S25 14 /Q07.3		C16	-Q1 -S1 12 /Q01.3		D16		

Subject to technical modifications!
Copyright as per DIN 34 to be observed!

D0097810 2

22.12.2006 HJ0115ND
=L06+S3A
S01
ADAM

NO.	Alteration	Date	Name	Std.		Orig.:	iss.for	iss.by:
03	AS BUILT	05.12.2006	AD	Date	06.06.2005	US STEEL KOSICE/SLOVAKIA		
02	Fact.-Rev.	09.11.2005	AD	Drawn	ADAM	50.3023.01		
01	Approval	20.09.2005	AD	Check	GROHMANN	SUBSTATION T80		

AREVA

PLUG DIAGRAM
CIRCUIT-BREAKER
PANEL
06

50.3023.01.A3.741.227 V

Typ: 03
OUTGOING

D009781.02.606-3.AHA

=L06
+S3A / S01

Sheet 96
97 Sh.

TERMINAL DIA., 64 POLIG, CIRCUIT-BREAKER

PIN

+S3B -X02

CABLE MATERIAL H05V-K 1.0mm2 SW

	A	B	C	D
1	A01	B01	C01	D01
2	A02	B02	C02	D02
3	A03	B03	C03	D03
4	A04	B04	C04	D04
5	A05	B05	C05	D05
6	A06	B06	C06	D06
7	A07	B07	C07	D07
8	A08	B08	C08	D08
9	A09	B09	C09	D09
10	A10	B10	C10	D10
11	A11	B11	C11	D11
12	A12	B12	C12	D12
13	A13	B13	C13	D13
14	A14	B14	C14	D14
15	A15	B15	C15	D15
16	A16	B16	C16	D16

Subject to technical modifications!
Copyright as per DIN 34 to be observed!

D0097810 2

22.12.2006 HJ0115ND
=L06+S3B
S01
ADAM

NO.		Date	Name	Std.		Orig.:	iss.for	iss.by:
03	AS BUILT	05.12.2006	AD	Date	06.06.2005	US STEEL KOSICE/SLOVAKIA		
02	Fact.-Rev.	09.11.2005	AD	Drawn	ADAM	50.3023.01		
01	Approval	20.09.2005	AD	Check	GROHMANN	SUBSTATION T80		

AREVA

PLUG DIAGRAM
CIRCUIT-BREAKER
PANEL
06

50.3023.01.A3.741.227 V

=L06
+S3B / S01

Typ: 03
OUTGOING

D009781.02.606-3.AHA

Sheet 97
97 Sh.