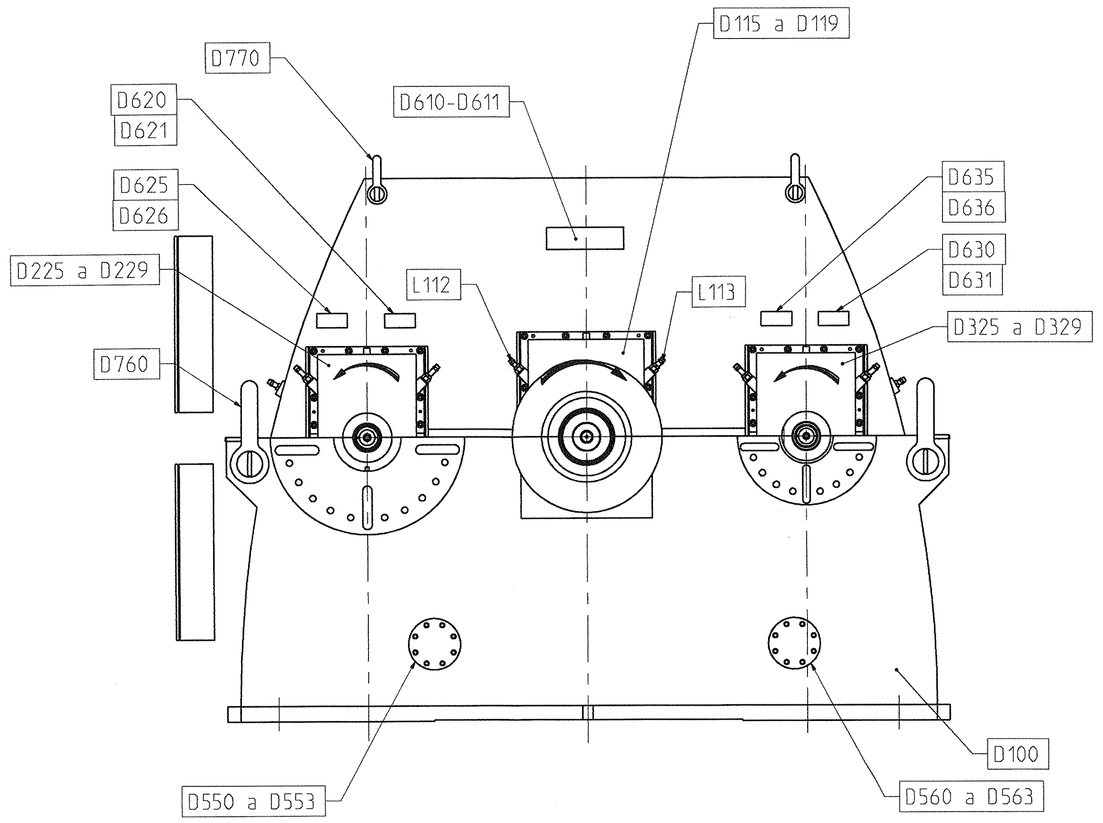


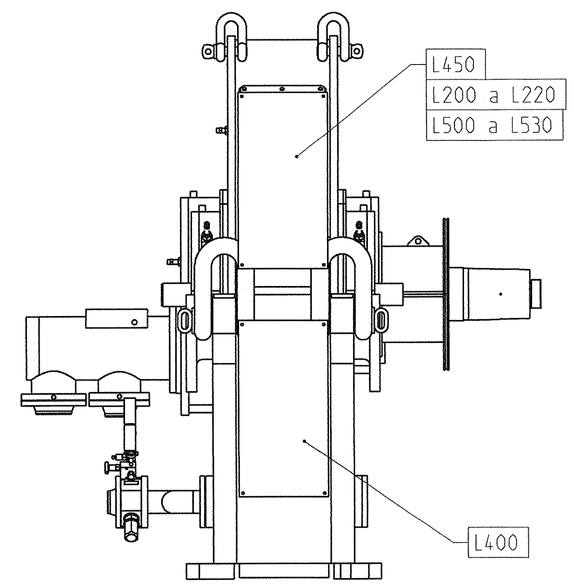


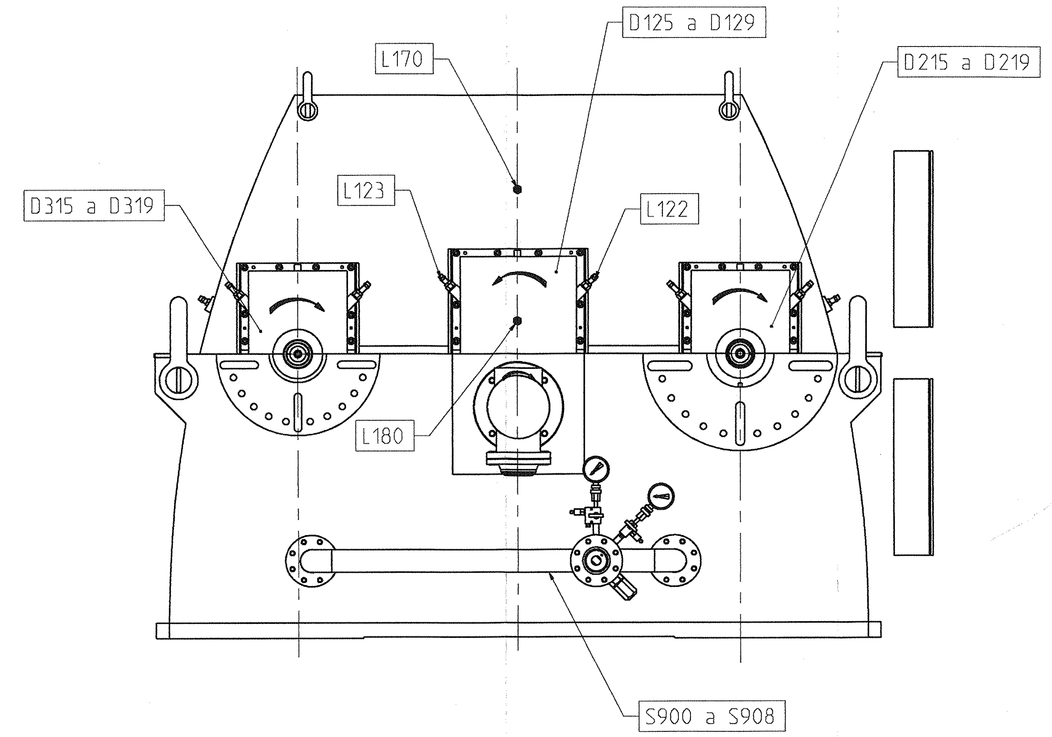


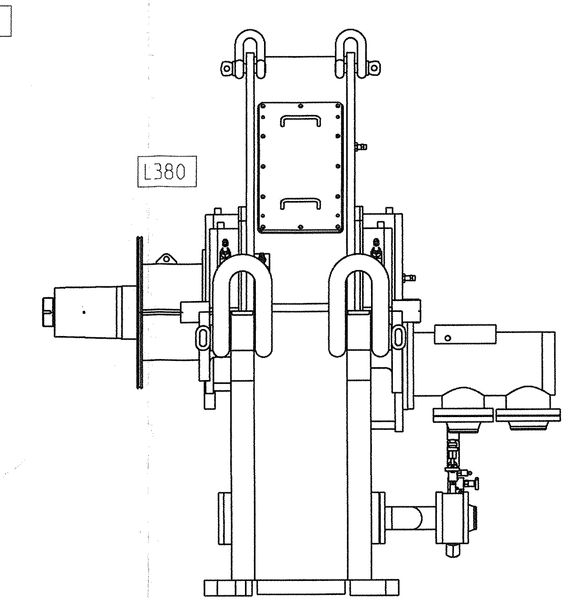


L500

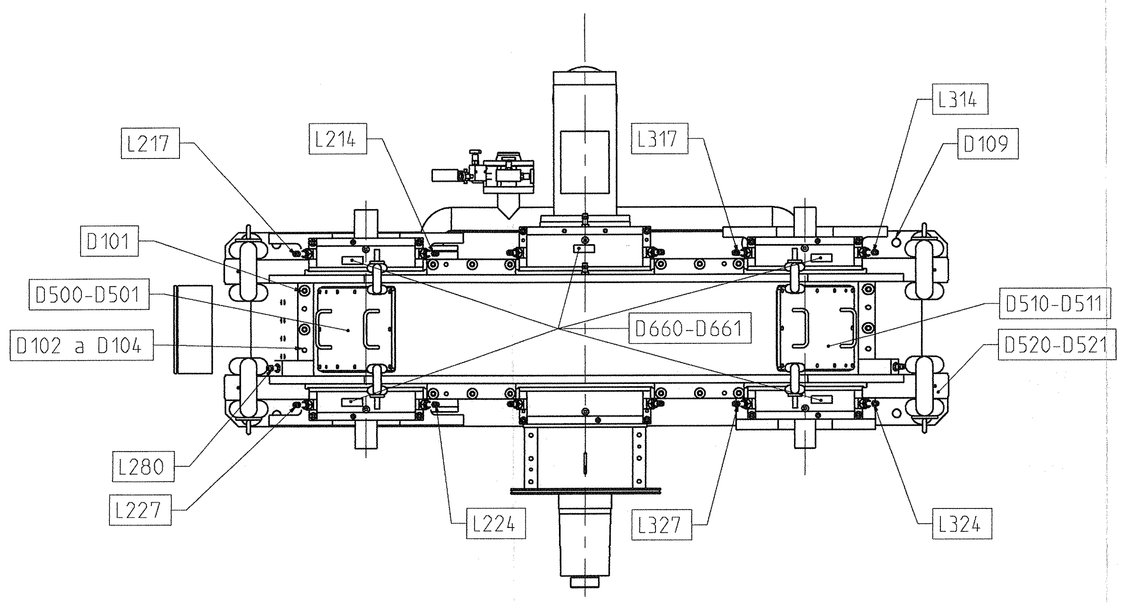


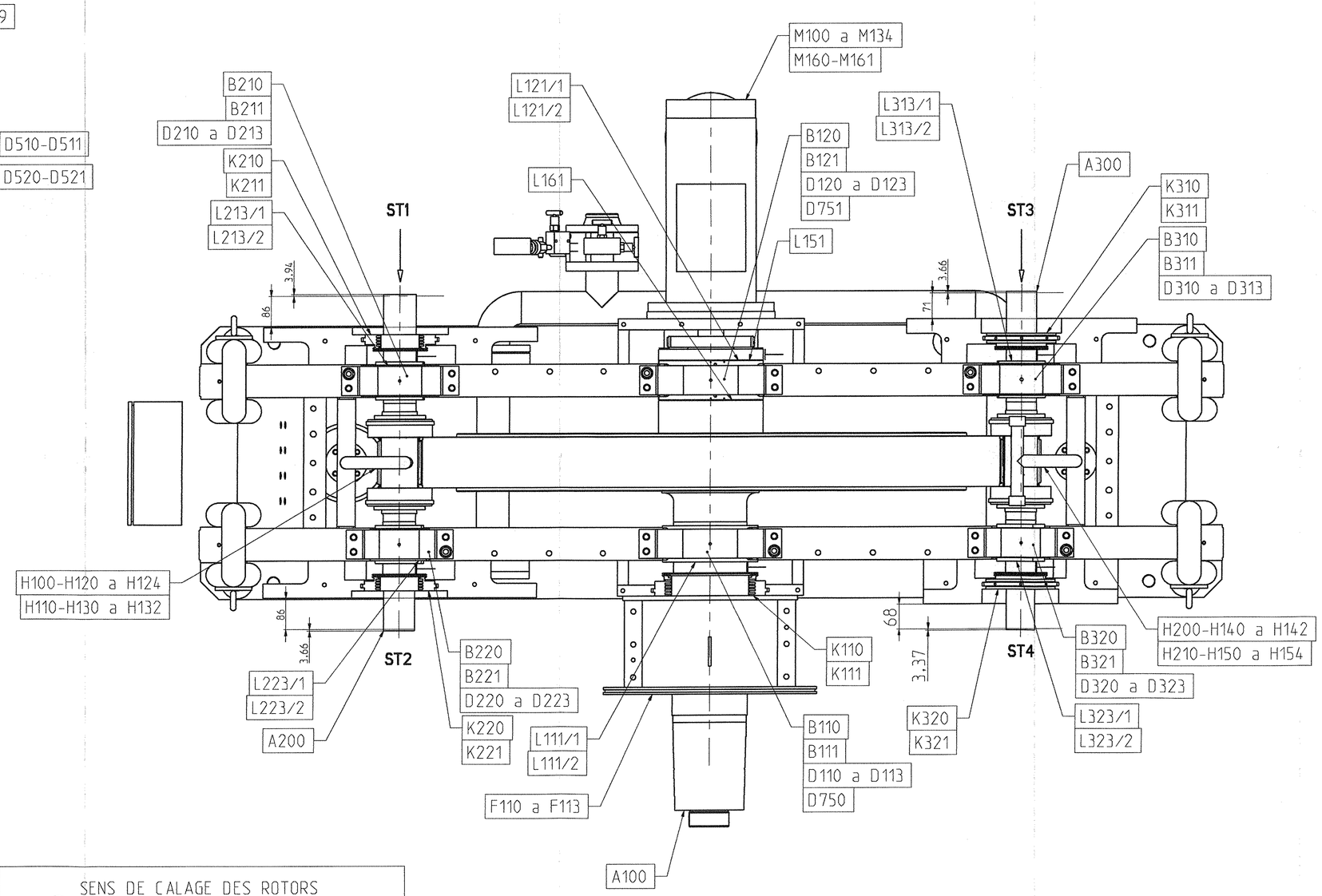


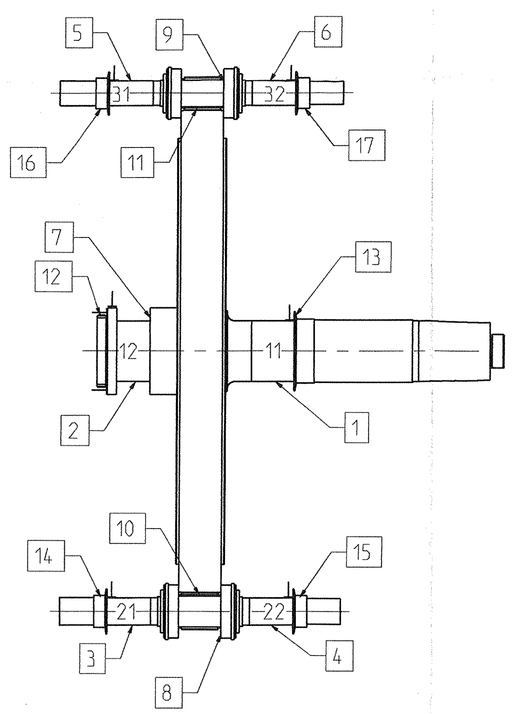


SENS DE CALAGE DES ROTORS
SAFT SETTING DIRECTION

| CARACTERISTIQUES | DATEN | DATA | | |
|---|---|---|---|---|
| COMMANDE | AUFTRAG | ORDER | | |
| Client | Kunde | Purchaser | MAN TURBO | |
| Destination | Aufstellungsort | Destination | KOSBOOST | |
| Commande client | Kunden-N° | Purchaser order | 312410 | |
| Ordre de livraison F-G | F-G Fabrik N° | F-G job N° | 22376.01 | |
| Appareil: type et N° | Bauart und Groesse | Type and Serial N° | TSD85SX N°8123 | |
| | | | | |
| FONCTIONNEMENT | BETRIEBSDATEN | OPERATING CONDITIONS | | |
| Puissance nominal | Nennleistung | Power rating | 6700 | kW |
| Facteur de service | Betriebsfaktor | Service factor | 1.75 | * |
| Vitesse de sortie GV1 | Abtriebsdrehzahl SW1 | Output speed HS1 | 21273 | RPM |
| Vitesse de sortie GV2 | Abtriebsdrehzahl SW2 | Output speed HS2 | 22975 | RPM |
| Vitesse d'entree PV | Antriebsdrehzahl LW | Input speed L.S | 1488 | RPM |
| Rapport de vitesse PV/GV1 | Uebersetzungsvernaeltnis | Speed ratio | 14.30 | |
| Rapport de vitesse PV/GV2 | Uebersetzungsvernaeltnis | Speed ratio | 15.44 | |
| | | | | |
| CONSTRUCTION | KONSTRUKTIONSDATEN | CONSTRUCTION FEATURES | | |
| Entraxe PV/GV1 | Achsabstand | Centerlines distance | 854.3 | mm |
| Entraxe PV/GV2 | Achsabstand | Centerlines distance | 850.2 | mm |
| | | | | |
| Masse totale | Gesamtgewicht | Total weight | 10500 | kg |
| Masse carter superieur | GehauseoberteilGewicht | Upper casing weight | 1520 | kg |
| Masse carter inferieur | GehauseunterteilGewicht | Lower casing weight | 8980 | kg |
| Masse GV1 | Gewicht SW1 | HS1 weight | 66.4 | kg |
| Masse GV2 | Gewicht SW2 | HS2 weight | 59.8 | kg |
| Masse PV | Gewicht LW | LS weight | 2761.4 | kg |
| | | | | |
| LUBRIFICATION | SCHMIERUNG | LUBRIFICATION | | |
| Huile,nature et viscosite | Oel Viskositaet | Lube oil designation | 46 | ISO VG |
| Filtration | Filtrierung | Filtering | 10 | µm |
| Pression d'entree | Eintrittsdruck | Inlet pressure | 2 | bar act. |
| Temperature d'entree nom. | Normale Eintrittstemperatur | Nominal oil inlet temp. | 45 | °C |
| Temperature d'entree max | Max. Eintrittstemperatur | Max. oil inlet temp. | 55 | °C |
| Debit | Oelbedarf | Oil flow | 380 | L/mn |
| Quantite de chaleur a evacuer | Abzufuhrende Waermemenge | Calorie to evacuate | 267 | kW |

| Jeu Clearance mm | Diametral | | | | | | Axial | | | Denture Black lash | | | Garniture Seal | | | | | | | | | | | |
|---|---|---|---|---|---|---|---|---|---|---|---|---|---|---|---|---|---|---|---|---|---|---|---|---|
| | 1 | 2 | 3 | 4 | 5 | 6 | 7 | 8 | 9 | 10 | 11 | 12 | 13 | | | 14 | | | 15 | | | 16 | | | 17 | |
| | | | | | | | | | | | | | ø | axial | ø | axial | ø | axial | ø | axial | ø | axial | ø | axial |
| Theo. | 0.210 a 0.268 | 0.210 a 0.268 | 0.198 a 0.235 | 0.198 a 0.235 | 0.190 a 0.227 | 0.190 a 0.227 | 0.3 a 0.55 | 0.15 a 0.3 | 0.15 a 0.3 | 0.4 | 0.4 | 0.34 | 0.52 a 0.72 | 1.5 a 2.5 | 0.335 a 0.485 | 1.5 a 2.5 | 0.335 a 0.485 | 1.5 a 2.5 | 0.335 a 0.485 | 1.5 a 2.5 | 0.335 a 0.485 | 1.5 a 2.5 | | |

| Couple de serrage Tightening torque | | | | | | | | | | | | | Classe |
|---|---|---|---|---|---|---|---|---|---|---|---|---|---|
| M | 10 | 12 | 16 | 20 | 24 | 27 | 30 | 33 | 36 | 39 | 42 | | 8.8 |
| N.m | 46 | 79 | 191 | 372 | 647 | 941 | 1176 | 1725 | 2235 | 2882 | 3600 | | |
| M | 10 | 12 | 16 | 20 | 24 | 27 | 30 | 33 | 36 | 39 | 42 | | 10.9 |
| N.m | 65 | 112 | 269 | 519 | 902 | 1323 | 1657 | 2421 | 3147 | 3600 | 3600 | | |

LIEU DE DESTINATION / PLACE OF DESTINATION: KOSBOOST
Date de livraison / Date of delivery: 2002
Date de livraison / Date of delivery: 312 410
Bezeichnung / Description: MAN TURBO
Bezeichnung / Drawing No.: A0X
Blatt / Sheet: 01
Index: 001
Ersatz für / Replaces: 001
Ersetzt durch / Replaced by:
Ersatz für / Replaces:
Ersetzt durch / Replaced by:
Diese Zeichnung ist Eigentum der MAN TURBOMASCHINEN AG und darf nur mit Erlaubnis der Eigentümerin Dritten zugänglich gemacht werden. This drawing is property of MAN TURBOMASCHINEN AG and may not be made available to third parties without our permission.

| Index | Designation des modifications / Description | Date | Dessin/Drawn | Verif/Checked | Appr/Approved |
|---|---|---|---|---|---|
| A | | 14.10.05 | CHARRON | MILLAN | |

COMMUNICATION OU UTILISATION INTERDITES SANS AUTORISATION
COMMUNICATION OR COPYING ARE FORBIDDEN WITHOUT EXPRESS AUTHORISATION

PLAN CAD

FLENDER-GRAFFENSTADEN
Adresse postale: B.P.84-F 67402 ILLKIRCH Cedex
Telephone: 03.88.67.60.00-Telecopie:03.67.06.17
Telex: GRAFF 870364 F

Designation / Title: ASSEMBLAGE TSD85SX
Dossier : 39670
O.L. : 22376.01
Dessin/Drawn: CHARRON
Verif/Checked: MILLAN
Appr/Approved:
Echelle/Scale: 0.150
Page/Sheet: 1/1
02 R 340 | A | 0

Entfernen

Vorlage Fender RS02 DRD 02R340 001 00 10.11.2005

(c) MAN TURBO AG